

Fall 1999 Ratings Report

AMERICAN RADIO

SMALL MARKET EDITION

DUNCAN'S AMERICAN RADIO

www.duncanradio.com

DUNCAN RADIO PROFILER

EVERYTHING DUNCAN'S DOES - NOW ON CD ROM!

- Ratings
- Revenue
- Coverage Maps and more

"I use Duncan's Profiler on an hourly basis. I can quickly understand a market's competitive landscape. Who has signal challenges? Who's riding a ratings roller coaster? Whose revenues outperform their share? Powerful Stuff!"

—Tim Bronsil
Executive Vice President Nest Marketing
Critical Mass Media



Call
606-431-3001
today for a free
demonstration
CD ROM



The Investment Banker of Choice for Leading Broadcasting Companies

ACME
Capital Group

\$132 Million
Initial Public Offering

Co-Manager
October 1999

AMERICAN TOWER

\$675 Million
Follow-On Offering

Co-Manager
February 1999

AMERICAN TOWER

\$726 Million
Convertible Notes

Co-Manager
November 1998

Channel 51

\$21.8 Billion
Merger with Clear Channel Communications Inc.

Adviser
London

Channel 51

\$1.6 Billion
Sale of Channel 51 Media Outdoor Corporation to Lamar Advertising

Adviser
September 1999

Channel 51

\$1.1 Billion
Merger with Capital Broadcasting Corp.

Adviser
July 1998

CHURCH & DWIGHT

\$1.1 Billion
Secondary Offering

Joint Lead Manager
May 1999

CHURCH & DWIGHT

\$900 Million
Convertible Notes

Co-Manager
November 1999

CHURCH & DWIGHT

\$809 Million
Follow-On Offering

Co-Manager
December 1999

CUMMINS

\$233 Million
Follow-On Offering

Lead Manager
July 1999

CUMMINS

\$182 Million
Follow-On Offering

Lead Manager
November 1999

ENTERCOM

\$306 Million
Initial Public Offering

Co-Manager
February 1998

ENTERCOM

\$350 Million
Follow-On Offering

Co-Manager
September 1999

FD

\$2.8 Billion
Initial Public Offering

Co-Manager
November 1999

Infinity

\$1.2 Billion
Initial Public Offering

Co-Manager
December 1998

LAMAR

\$250 Million*
Convertible Notes

Co-Manager
January 1999

VIA

\$80.0 Billion
Merger with CBS Corporation

Adviser
London

MORGAN STANLEY DEAN WITTER

*This offering was a private placement to Rule 144A under the Securities Act of 1933, and may not be offered or sold in the United States absent registration or an exemption from registration requirements.

AMERICAN RADIO

SMALL MARKET RATINGS REPORT

FALL 1999

Arbitron Rating Period: 23 September - 15 December 1999

Compiled and Edited by:

Thom Moon

DUNCAN'S AMERICAN RADIO, L.L.C.
P.O. Box 8446
Cincinnati, OH 45208-0446

859.431-3001 (Office)
859.431-3080 (Fax)

April, 2000

Volume XXIV Number 5
ISSN 0738-8675



INTRODUCTION

We are pleased to present the Fall 1999 edition of the **AMERICAN RADIO SMALL MARKET RATINGS REPORT**. This book complements **AMERICAN RADIO** by providing expanded coverage of more than 100 smaller U.S. radio markets.

Arbitron's Condensed reports differ greatly from their Standard market reports. Much of the data available in the standard report is not available in the condensed. However, we provide as much data as the condensed report offers. The data for each station is read from left to right across the page. The methodology is the same as in any **AMERICAN RADIO**.

We strongly urge you (especially new subscribers/clients) to read carefully the definition pages that immediately precede the individual market reports. They will help you understand all the information given in the Individual Market Reports. However, if you have any questions, please feel free to call Thom Moon. We figure that our time and our call back to you are part of the subscription price. Also, we always enjoy talking about **AMERICAN RADIO**. Thom Moon can be reached at the following address:

Duncan's American Radio, L.L.C.
P.O. Box 8446
Cincinnati, OH 45208-0446
859 431-3001 (Duncan's American Radio general offices)
E-mail: tmoon@duncanradio.com

ALL ARBITRON AUDIENCE ESTIMATES ARE COPYRIGHTED ©1998 BY THE ARBITRON COMPANY AND MAY NOT BE QUOTED OR REPRODUCED WITHOUT THE PRIOR PERMISSION OF ARBITRON.

Subscribers may quote **AMERICAN RADIO** for sales and advertising purposes. However, you must be an Arbitron subscriber if any of their data is involved. Secondly, we must be notified. We always give permission, but we like to make certain our work is properly quoted. The phrase "American Radio by Duncan's American Radio" must always be cited.

This book may not be reproduced in whole or part by mimeograph or any other means without permission.

Printed in the United States of America

Copyright © 2000 by Duncan's American Radio, L.L.C.

Every effort has been made to make this book accurate as possible. However, we are responsible for errors only to the extent subscribers will be notified if such action is justified. If your copy is defective in any way, call the Cincinnati office and we will promptly mail you another copy.

Release of the Arbitron market reports began 7 February and ended 6 March. Compilation of this edition was completed 13 April 2000. Any corrections made by Arbitron to earlier published reports are included if they were received before 13 April 2000.

Audience data in all **AMERICAN RADIO** reports is extracted by our proprietary computer software from Arbitron's "raw" data. Due to Arbitron's method of rounding its audience estimates, there may be minor (and usually insignificant) differences between what is found in a given Arbitron market report and what is found in the volume. Our software, however, follows Arbitron's published rounding procedure to the letter. The software was developed by our Software Thaumaturge (one who causes "apparent miracles" to occur), Dave Allen.

Thank you for your continued support of our efforts.

DUNCAN'S AMERICAN RADIO

James H. Duncan, Jr.

J.T. Audition	Thom Moon
Nancy Kelly	Tony Sander
Debbie Underwood	Sherry Robert

TABLE OF CONTENTS

Section 1: Leading Stations in Arbitron Condensed Markets (page 3)

Section 2: Definitions, Clarifications and Explanations (pages 4-6)

Section 3: Individual Market Reports – for the following in alphabetical order:

Ablene, TX	Fort Smith, AR	Owensboro, KY
Albany, GA	Fort Walton Beach, FL	Palm Springs, CA
Alexandria, LA	Frederick, MD	Panama City, FL
Amarillo, TX	Grand Forks, ND-MN	Parkersburg-Marietta, WV-OH
Augusta-Waterville, ME	Grand Junction, CO	Poughkeepsie, NY
Bangor, ME	Great Falls, MT	Rapid City, SD
Battle Creek, MI	Hagerstown-Chambersburg- Waynesboro, MD-PA	Reading, PA
Beaumont-Port Arthur, TX	Harrisonburg, VA	Redding, CA
Beckley, WV	Ithaca, NY	Rochester, MN
Billings, MT		Saint Cloud, MN
Biloxi-Gulfport-Pascagoula, MS	Jackson, TN	San Angelo, TX
Bismarck, ND	Jonesboro, AR	San Luis Obispo, CA
Blacksburg-Christiansburg, VA	Joplin, MO	Santa Barbara, CA
Bluefield, WV	Killeen-Temple, TX	Santa Fe, NM
Brunswick, GA	Lake Charles, LA	Santa Maria-Lompoc, CA
Bryan-College Station, TX	Laredo, TX	Sioux City, IA
Burlington, VT	Laurel-Hattiesburg, MS	Springfield, IL
Cape Cod, MA	Lawton, OK	Stamford-Norwalk, CT
Casper, WY	Lewiston-Auburn, ME	State College, PA
Champaign, IL	Lima, OH	Sussex, NJ
Charlottesville, VA	Mankato-New Ulm-St. Peter, MN	Texarkana, TX-AR
Cheyenne, WY	Marion-Carbondale (Southern IL)	Traverse City-Petoskey, MI
Chico, CA	Mason City, IA	Trenton, NJ
Columbia, MO	Medford-Ashland, OR	Tri-Cities, WA (Richland- Kennewick-Pasco)
Columbus-Starkville-West Point, MS	Merced, CA	Tupelo, MS
Cookeville, TN	Meridian, MS	Tuscaloosa, AL
Danbury, CT	Monroe, LA	Tyler-Longview, TX
Decatur, IL	Morgantown-Clarksburg- Fairmont, WV	Waco, TX
Dothan, AL	Morristown, NJ	Waterbury, CT
Dubuque, IA		
Eau Claire, WI	Muskegon, MI	Watertown, NY
Elmira-Corning, NY	Myrtle Beach, SC	Wausau-Stevens Point, WI
Fayetteville (NW Arkansas)	New Bedford-Fall River, MA	Wichita Falls, TX
Florence-Muscle Shoals, AL	New London, CT	Williamsport, PA
Florence, SC	Newburgh-Middletown (Mid- Hudson Valley), NY	Winchester, VA
Fort Collins-Greeley, CO	Odessa-Midland, TX	Yakima, WA

LEADING STATIONS IN ARBITRON CONDENSED MARKETS FALL 1999

	STATION	MARKET	SHARE	FORMAT	GROUP OWNER
1	WBKR-F	Owensboro, KY	25.1	Country	Brill
2	WFRY-F	Watertown, NY	25.0	Country	Forever
3	KLUR-F	Wichita Falls, TX	24.6	Country	Cumulus
4	WGSQ-F	Cookeville, TN	24.4	Country	Clear Channel
5	WILQ-F	Williamsport, PA	21.9	Country	SabreCom
6	KLAW-F	Lawton, OK	21.3	Country	AMFM
7	KBCE-F	Alexandria, LA	20.7	Black	
8	WJLS-F	Beckley, WV	20.3	Country	
9	WSVA	Harrisonburg, VA	20.0	Full Service	VerStandig
10	WNUS-F	Parkersburg-Marietta, WV-OH	19.9	Country	Clr Chnl, pend.
11	WUSQ-F	Winchester, VA	19.8	AC	AMFM
12	KYKZ-F	Lake Charles, LA	19.5	Country	Cumulus
13	KSUX-F	Sioux City, IA	18.8	Country	Powell
14	KIXY-F	San Angelo, TX	18.5	CHR	
15	WFKX-F	Jackson, TN	18.4	Black	Black Crow, pend.
16	KGLI-F	Sioux City, TX	18.1	CHR	Chesterman
17	WJIZ-F	Albany, GA	17.9	Black	Peterson
18	WKKW-F	Morgantown-Clarksburg, WV	17.5	Country	
18	KIXQ-F	Joplin, MO	17.5	Country	Zimmer
20	WAXX-F	Eau Claire, WI	17.4	Country	Nelson
21	WPSK-F	Blacksburg-Christiansburg, VA	17.2	Country	
21	WACO-F	Waco, TX	17.2	Country	AMFM
23	WTCM-FF	Traverse City-Petoskey, MI	16.9	Country	
24	KFFM-F	Yakima, WA	16.8	CHR	Clear Channel
25	KEAN-F	Abilene, TX	16.7	Country	Sunburst
26	KTWO	Casper, WY	16.6	Country/Full Svc.	Clear Channel
26	WJOD-F	Dubuque, IA	16.6	Country	Cumulus
26	WDEZ-F	Wausau-Stevens Point, WI	16.6	Country	Midwest Commun.
29	KFYR	Bismarck, ND	16.5	Full Service	Clear Channel
29	KJKJ-F	Grand Forks, ND	16.5	Classic AOR	Clear Channel
29	KMON-F	Great Falls, MT	16.5	Country	
32	KFIN-F	Jonesboro, AR	16.2	Country	Cumulus, pend.
33	WFRE-F	Frederick, MD	16.1	Country	AMFM
34	WIFC-F	Wausau-Stevens Point, WI	16.0	CHR	Midwest Commun.

Source: Respective market Arbitrons, 12+ metro average persons shares, Mon-Sun, 6 AM-Midnight. Stations must be home to the market to qualify. All stations with a 16.0 share or greater are shown.

MULTIPLE STATIONS ABOVE, BY OWNER (Includes pending acquisitions)

Clear Channel	6
AMFM (pending to Clear Channel)	4
Cumulus	4
Midwest Communications	2

DEFINITIONS, CLARIFICATIONS AND EXPLANATIONS

Individual Market Reports

Even long-term subscribers should review these pages carefully. We have made numerous changes and additions to the American Radio Small Market Ratings Report. Your understanding of the Individual Market Reports will be far greater if you are familiar with the systems and methodologies used.

The best way to explain an Individual Market Report is to go through it section by section. We'll use Abilene, TX from Fall 1999 as an example, starting at the top left of the report:

Arbitron Rank: 221 Pop (12+): 130,100
 Market TSL in Hours: 22.25
 Average Persons Ratings: 16.1

The Arbitron rank is based on the 12+ population of the Arbitron metro survey area. The rank number (221 in this case) is Abilene's ranking among the 276 Arbitron radio markets.

Market TSL (Time Spent Listening) is the time the average radio listener spent with any and all radio over the entire week. In this case, the average listener spent 22.25 hours listening to radio over the survey week (Mon-Sun, 6 AM-Midnight).

The Average Persons Rating indicates the percentage of the metro 12+ population which is using any and all radio in an average quarter-hour anytime during the survey week. The Average Persons Rating is roughly comparable to television's Persons Viewing Television (PVT) figure. In Abilene, 16.1% of the metro 12+ population was listening to radio in an average quarter hour, Mon-Sun, 6 AM-Midnight.

Now we'll move to the top center column of information.

Stations: 16 / 15
 Diaries 533/ 244:1/47.5%
 Sample Target: 520

There are 16 stations listed in the Abilene Arbitron market report. Of those 16, 15 are home to the Arbitron metro survey area – listed "above the line." Thus, one station listed is licensed to a city outside the metro, but still accumulated enough listening within the Abilene metro to rate inclusion in the market report. Please be aware, however, that a station may appear above the line by virtue of its chosen home city of identification rather than by its FCC authorized city of license.

The information contained in "Diaries" is a bit complex but is all quite important. It gives you a thumbnail sketch of Arbitron's success in sending out and retrieving diaries in the market.

533 – the number of usable (in-tab) diaries returned by respondents in the metro survey area (In general, the higher the number, the better.)

244:1 – an approximate "persons per diary" value: in the metro, the average diary represents 244 persons 12+ (generally, the lower the number, the better)

47.5% – this is "return rate": total usable (in-tab) diaries expressed as a percentage of the total individuals who were sent a diary (again, higher is better). This number represents total diaries from the metro and does not necessarily indicate return from any individual sex/age group. It is not a percentage of total people contacted, but rather, a percentage of the total number of diaries sent out.

Sample Target is the number of usable (in-tab) diaries Arbitron designates for the market – its goal for return. Over the past few years, Arbitron has raised its market sample targets by at least 15% (and, in some cases, by as much as 40%) in response to broadcasters' concerns over unstable results. In Abilene, the sample target increased from 370 in Spring 1999 to 520 this survey.

Next, we'll move to the top right column:

% Below Line: 2.4
 % Not Listed: 15.2
 Total Retail Sales: \$1.50 Bil.

The "% Below Line" figure indicates the percentage of total radio listening accumulated by "below the line" stations – stations not home to the market. This figure, along with the next, "% Not Listed", indicates how much listening in the market is not available to the local commercial stations. This may affect CPM's as well as the effectiveness and salability of local radio. "% Not Listed" reflects listening to stations that did not qualify for listing: distant stations, marginal local stations and public/non-commercial stations.

However, the "% Below Line" figures does not include the listening to stations home to the market which were placed "below the line" for violating one of Arbitron's policies on "special station activities" (which include on-air mentions of the radio ratings, or any other acknowledgment that the market's radio listening is being surveyed). The audience estimates of such stations are still considered as home to the market, although, in accordance with Arbitron policy, we will note local stations that have been placed "below the line."

Total Retail Sales is the estimate for the market – in this case, \$1.50 Billion. The data are based on *Sales & Marketing Management's Survey of Buying Power*, and is dated 1 January 1999.

The largest section is the trended 12+ information:

12+ Metro	Format	Fall 99 ¼ Share	Spg 98	Fall 98	Spg 98	Fall 97	12+ Metro Cume /Rtg.	Spg 99	Fall 98	12+ TSA AQH / Cume		
1	KEAN-F	C	35 / 16.7	22.7	23.9	28.0	20.4	413 / 31.7	38.9	39.1	48 / 658	KEAN-F

All the figures in this section are based upon the survey week (Mon-Sun, 6 AM-12 Mid). All quarter-hour and cume audience figures are in hundreds (00); ratings and shares are always percentages.

First is the station's 12+ survey week ranking, based on its average quarter-hour persons figure. Next to the station's calls is a format code. The legend is as follows:

AC	- Adult Contemporary	J	- Jazz and New Adult Contemporary
AC-NR	- Modern AC	N	- News
AOR	- Album Oriented Rock	O	- Oldies
AOR-NR	- New Rock	REL	- Religion, Christian
AOR-P	- Progressive AOR	REL-CC	- Contemporary Christian
B	- Black (audience is 75%+ Black)	SAC	- Soft Adult Contemporary
B/AC	- Black Adult Contemporary (Soft Black)	SP	- Hispanic/Spanish
B/O	- Black Oldies	SP-C	- Hispanic Contemporary
BIZ	- Business News/Talk	SP-NT	- Hispanic News/Talk/Information
C	- Country	SP-R	- Hispanic-Regional
C/O	- Classic Country	SP-TP	- Hispanic-Tropical
CHR	- Contemporary Hit Radio, Top 40, Contemporary	SP-VA	- Hispanic Variety
CL	- Classical	SP-TJ	- Tejano
CL AOR	- Classic AOR, Classic Rock	SPRTS	- Sports
CL HITS	- Classic Hits/70's Oldies	ST	- Standards, Big Band, Nostalgia
E	- Ethnic (usually Foreign Language)	T	- Talk
EZ	- Easy Listening, Beautiful Music	U	- Urban (majority of audience is non-white)
FS	- Full Service	VA	- Variety
G	- Gospel	?	- Others or Unknown

These codes may be joined to best represent a station's individual format. The code that comes first is the one that represents the station's primary programming: T/SPRTS is a Talk station that also has significant Sports programming.

Within the numbers, reading from left to right, KEAN-F has 35(00) listeners per average quarter hour in the metro. This gives it a 16.7 share of audience during the latest survey period. Historical shares follow.

Next is the metro cume (cumulative) audience, followed by the station's cume rating (cume audience expressed as a percentage of 12+ population). KEAN-F has 413(00) cume listeners 12+, which gives it a 31.7 cume rating. The historical cume ratings accompany the current rate. Finally, we have added Total Survey Area (TSA) average quarter-hour (AQH) and cume persons. In some cases, a market's metro and TSA may be the same; if that's the case, figures in the TSA columns will match those for the metro survey area.

After the stations listing, there's a line by itself:

12 + FM Share (Metro): 89.33% (159 of 178) (Fall 97: 85.90%)

These figures show how much of the market's listening to listed stations was to FM stations. They are calculated by adding up the Mon-Sun, 6 AM-12 Mid quarter-hour audience estimates for all listed stations and dividing into it the total quarter-hour audience estimates for all listed FM stations. There is, of course, listening to stations which do not qualify for a listing in the Arbitron report. However, by definition, this amount is small, and should not significantly affect the percentage.

Next are the 11 demographic and daypart rankings. We are not allowed to print actual audience data, per our agreement with Arbitron. The number of stations listed depends on the size of the market. All of these rankings are based on metro area average quarter-hour persons audience shares:

18-34:	Adults 18-34, Mon-Sun, 6 AM-12 Mid
18-49:	Adults 18-49, Mon-Sun, 6 AM-12 Mid
25-54:	Adults 25-54, Mon-Sun, 6 AM-12 Mid
35+:	Adults 35+, Mon-Sun, 6 AM-12 Mid
Men 25-54:	Men 25-54, Mon-Sun, 6 AM-12 Mid
Wom 25-54:	Women 25-54, Mon-Sun, 6 AM-12 Mid
12+ AMD:	Total persons 12+, Mon-Fri, 6-10 AM
12+ Mid:	Total persons 12+, Mon-Fri, 10 AM-3 PM
12+ PMD:	Total persons 12+, Mon-Fri, 3-7 PM
12+ Eve:	Total persons 12+, Mon-Fri, 7 PM-12 Mid
12+ Wknd:	Total persons 12+, Sat-Sun, 6 AM-12 Mid

If a station's call letters are followed by a > symbol, there is a very large difference between that station and the station that follows it in the rankings. A >> means there is a very great difference between the marked station and the next ranked station – around 10 shares or the marked station has twice as much audience as the next one. In some cases, a >>> means a huge difference: a 15 share lead, or triple the audience of the next station. Conversely, the < symbol indicates the marked station has a very small lead over the next-ranked station – 10% or less.

A few stations from inside and outside the metro that have relatively small average quarter-hour audiences are found under "Other Rated Stations." For them, we show only their call letters/band identifier, format, frequency, city of license, metro 12+ total week share and metro 12+ cume rating.

The last two sections provide an update on station facilities and happenings in the market. For example, here are sample listings:

KMPC	1560	0.5 kw (DA, Days)	Standards	Jones	—	Sunburst
KBCY	99.7	100 kw @ 744	Country	ABC	Eastman	Cumulus Tye

The facilities data (power, directionality, antenna height) are taken from the FCC technical files. In this case, the AM, KMPC operates on 1560 with 0.5 kw (500 watts), Daytime only, with a directional antenna. Abbreviations you may find accompanying AM stations' power information are:

DA, Days	Directional daytime-only operation
DA-N	Directional antenna at night only (non-directional days)
DA-1	Same directional pattern day and night
DA-2	Different directional patterns day and night
DA-3	Different directional patterns day, night and critical hours (two hours before and two hours after sunset)
DA-D	Fulltimer that's directional only during the day (very uncommon)

The station programs (adult) Standards.

Next comes the station's network affiliation if it has one:

ABC	ABC Radio Networks	Source	Westwood One Source
AMFM	AM/FM Network	SRN	Salem Radio Network
AP	Associated Press Radio	Talknt, Tlknt	Westwood One Talknet Radio
AURN	American Urban Radio	TARN	Talk America Radio Network
BNN	Business News Network	UBN	United Broadcasting Network
Cara	Cadena Caracol Network	Unica	Radio Unica Network
CBS	CBS	UPI	United Press International Radio
CNN	Westwood One CNN+	USA	USA Radio
JRN	Jones Radio Networks	Westwd, WW1	Westwood One
SBUSA	Sports Byline USA	1-On-1, 1/1	One-on-One Sports Radio

Following network affiliation are the station's national sales representative firm (if any), the station's group ownership or co-owned stations in the market (if any) and its city of license if that town is somewhat removed from the population core of the metro.

In the case of the FM, KBCY here, the only differences occur in the facilities section. For an FM, we present the station's licensed effective radiated power (ERP) and antenna height above average terrain. For instance, KBCY is licensed to operate at 100 kw ERP at a height of 744 feet above average terrain.

The final section is "Notes," in which we attempt to provide a thumbnail sketch of significant changes in the radio market, including:

Call letter changes – both old and new of stations which have changed their identity since the last issue of *American Radio*, with a date of change, if available.

Major format changes – with indication of their old and new place within our format categories.

Station sales – proposed sales in each market, with price and broker, where possible. In some cases, the price has been estimated by Jim Duncan. Please understand these sales may not necessarily be completed.

Miscellaneous comments – relevant comments and observations which come to mind as we prepare the book.

We hope you find this Small Market edition of *American Radio* interesting and useful. Let us know what you think and any improvements you'd like to see.

ABILENE, TX

Arbitron Rank 221	Pop (12+) 130,100	Stations 16 / 15
Market TSL in Hours 22.25	Diaries: 533/244:1/47.5%	% Below Line: 2.4
Average Persons Rating: 16.1	Sample Target: 520	% Not Listed: 15.2
		Total Retail Sales: \$1.50 Bil

12+ Metro	Format	Fall 99		Spg		Fall		12+ Metro Cume / Rtg	Spg		12+ TSA AQH / Cume	
		1/4	Share	99	98	98	97		99	98		
1 KEAN-F	C	35 / 16.7	22.7	23.9	28.0	20.4	413 / 31.7	38.9	39.1	48 / 658	KEAN-F	
2 KCDD-F	CHR	24 / 11.4	15.7	12.5	14.5	11.5	384 / 29.5	32.6	30.5	32 / 600	KCDD-F	
3 KHYS-F	CHR/AC	17 / 8.1	5.5	6.0	4.8	4.7	261 / 20.1	13.4	14.1	23 / 362	KHYS-F	
4 KEYJ-F	AOR	15 / 7.1	8.8	7.1	8.2	8.9	171 / 13.2	13.9	14.7	18 / 219	KEYJ-F	
4 KBCY-F	C	15 / 7.1	3.7	3.3	5.3	5.8	191 / 14.7	13.5	11.7	20 / 273	KBCY-F	
6 KULL-F	O	14 / 6.7	9.7	8.7	8.2		209 / 16.1	17.4	18.3	16 / 234	KULL-F	
7 KHXS-F	CL AOR	12 / 5.7	3.7	6.5	2.9	9.4	192 / 14.8	11.6	14.5	20 / 277	KHXS-F	
8 KFQX-F	AC	9 / 4.3	1.4	1.1	3.4	3.1	75 / 5.8	8.2	6.1	11 / 126	KFQX-F	

12+ FM Share (Metro): 89.33% (159 of 178) (Fall 98: 85.90%)

18-34	18-49	25-54	35+	Wom 25-54	Men 25-54	12+ AMD	12+ Mid	12+ PMD	12+ Eve	12+ Wknd
1 KCDD-F <	1 KEAN-F	1 KEAN-F >	1 KEAN-F >	1 KCDD-F	1 KEAN-F >	1 KEAN-F >	1 KEAN-F >>	1 KEAN-F >	1 KCDD-F	1 KEAN-F
2 KEAN-F <	2 KCDD-F	2 KCDD-F	2 KULL-F	2 KHYS-F	2 KEYJ-F	2 KCDD-F <	2 KCDD-F >	2 KCDD-F >	2 KHYS-F	2 KCDD-F
3 KEYJ-F	3 KHYS-F <	3 KBCY-F	3 KBCY-F	2 KULL-F	3 KFQX-F	3 KBCY-F >	3 KBCY-F	3 KHYS-F <	2 KEYJ-F	3 KHYS-F
4 KHYS-F >	4 KEYJ-F <	3 KULL-F <	4 KMPC >	2 KEAN-F	3 KBCY-F	4 KHYS-F	4 KEYJ-F <	4 KEYJ-F	4 KEAN-F	4 KULL-F
5 KHXS-F	5 KHXS-F <	5 KEYJ-F	5 KHYS-F	5 KBCY-F	3 KCDD-F	4 KULL-F	5 KHYS-F	4 KHXS-F <	5 KBCY-F	5 KBCY-F
6 KBCY-F	6 KBCY-F	6 KHYS-F	5 KCDD-F	6 KHXS-F >	6 KHXS-F	4 KEYJ-F	5 KHXS-F	6 KULL-F <	5 KHXS-F	6 KEYJ-F
		6 KHXS-F	5 KAGT-F	6 KULL-F >	7 KHXS-F	5 KULL-F	7 KBCY-F >	7 KULL-F	7 KULL-F >	7 KKHR-F
			5 KHXS-F		8 KFQX-F >	8 KWKC			8 KFQX-F >	
			5 KFQX-F			8 KFQX-F <				

Other Rated Stations				Metro Share	Cume Rating	TSA AQH Cume	Other Rated Stations--Outside Market				Metro Share	Cume Rating	TSA AQH Cume		
KAGT-F	G	95.1	Baird	2.9	5.6	10	128	WBAP	FS/T	820	Fort Worth	2.4	4.8	7	121
KEAN	C	147.0	Abilene	0.5	3.4	1	61								
KKHR-F	SP-TJ	106.3	Abilene	3.3	5.2	8	105								
KMPC	ST	156.0	Abilene	3.8	5.0	8	65								
KOES-F	C/O	106.9	Stamford	1.4	4.6	5	92								
KVRP-F	C	95.5	Haskell	1.0	3.8	9	136								
KWKC	T	134.0	Abilene	2.4	8.0	5	104								

FM Stations

Station	Freq	Power	Format	Owner	Notes
KBCY	99.7	100 kw @ 744	Country	ABC	Eastman Cumulus Tye
KCDD	103.7	98 kw @ 984	CHR		Katz Cumulus Hamlin
KEAN	105.1	100 kw @ 810	Country	ABC	Allied Sunburst
KEYJ	107.9	100 kw @ 670	AOR		Allied Sunburst
KFQX	98.1	50 kw @ 292	AC		Allied Cumulus Anson
KHXS	102.7	66 kw @ 1148	Classic AOR		Katz Cumulus Merkel
KHYS	100.7	100 kw @ 1279	Hot AC		Katz Sunburst
KKHR	106.3	4.3 kw @ 200	Tejano		Lotus
KULL	92.5	44 kw @ 525	Oldies		Mc-Guild Sunburst

Notes: 7/99 KBBA (1470) changed from Tejano to Country as KEAN... 10/99 KFQX-F and KKHR-F swapped facilities: KFQX-F moved from 106.3 to 98.1; KKHR, from 98.1 to 106.3... 10/99 KORQ-F changed calls to KHYS-F ("Kiss"); remains Hot AC... 11/99 KFQX-F (98.1) sold to Cumulus for \$200,000 plus the 106.3 facility... 3/00 KATX-F (96.1; Winters) changed from Country to Soft AC as KORQ-F

ALBANY, GA

Arbitron Rank 252 Pop (12+) 95,200	Stations 14 / 13	% Below Line: 0.7
Market TSL In Hours 20.50	Diaries: 293/325:1/46.7%	% Not Listed: 15.2
Average Persons Rating: 15.2	Sample Target: 300	Total Retail Sales: \$1.21 Bil.

12+ Metro	Format	Fall 99		Spq	Fall	Spq	Fall	12+ Metro Cume / Rtg	Spq	Fall	12+ TSA AQH / Cume	
		1/4	Share	99	98	98	97		99	98		
1	WJIZ-F	B	26 / 17.9	19.8	17.9	23.4	28.6	365 / 38.3	32.8	34.2	100 / 1090	WJIZ-F
2	WRXZ-F	B	16 / 11.0	10.7	14.4	11.0		267 / 27.0	24.6	25.0	36 / 464	WRXZ-F
3	WQVE-F	B/AC	15 / 10.3	6.1	10.3	8.9	10.3	182 / 19.1	13.4	17.9	22 / 342	WQVE-F
4	WKAK-F	C	12 / 8.3	7.6	6.2	6.9	11.1	153 / 16.0	14.9	18.1	24 / 386	WKAK-F
5	WEGC-F	AC	11 / 7.6	5.3	2.7	3.4	4.0	147 / 15.5	10.5	10.7	14 / 206	WEGC-F
6	WJYZ	B/G	10 / 6.9	8.4	8.9	7.6	7.2	125 / 13.2	14.0	17.2	12 / 177	WJYZ
7	WJAD-F	CL AOR	9 / 6.2	9.1	10.3	8.3	5.6	154 / 16.2	13.3	19.1	15 / 306	WJAD-F
8	WNUQ-F	CHR/B	6 / 4.1	2.3				103 / 10.8	10.3		7 / 166	WNUQ-F
8	WGPC	ST	6 / 4.1	2.3			0.8	72 / 7.5	5.4		6 / 74	WGPC

12+ FM Share (Metro): 86.18% (106 of 123) (Fall 98: 88.64%)

18-34	18-49	25-54	35+	Wom 25-54	Men 25-54	12+ AMD	12+ Mid	12+ PMD	12+ Eve	12+ Wknd
1 WJIZ-F	1 WJIZ-F	1 WQVE-F	1 WQVE-F	1 WJIZ-F	1 WKAK-F	1 WJIZ-F >	1 WJIZ-F	1 WJIZ-F	1 WRXZ-F	1 WJIZ-F >
2 WRXZ-F >>	2 WQVE-F	1 WJIZ-F	2 WKAK-F	2 WQVE-F	2 WQVE-F	2 WKAK-F <	2 WEGC-F	2 WRXZ-F <	2 WJIZ-F <	2 WRXZ-F
3 WNUQ-F	3 WRXZ-F	3 WEGC-F	3 WJIZ-F	3 WJYZ	3 WJIZ-F	3 WJAD-F	3 WJYZ	3 WQVE-F <	3 WQVE-F >>>	3 WQVE-F
3 WMGR-F	4 WJAD-F	4 WKAK-F	3 WEGC-F >	4 WJAD-F	3 WJAD-F	4 WJYZ	4 WKAK-F <	4 WEGC-F		4 WKAK-F <
3 WJYZ	4 WEGC-F	4 WJYZ	5 WJYZ	4 WEGC-F	3 WEGC-F >	5 WQVE-F	5 WRXZ-F	5 WKAK-F		5 WJYZ >
	6 WJYZ >	4 WJAD-F	5 WJAD-F			6 WRXZ-F	5 WQVE-F	6 WJAD-F		
			5 WGPC >			6 WNUQ-F <	5 WJAD-F >			

Other Rated Stations				Metro Share	Cume Rating	TSA AQH Cume	Other Rated Stations--Outside Market				Metro Share	Cume Rating	TSA AQH Cume
WALG	T	1590	Albany	0.7	3.5	2 53	WDEC-F	CHR/AC	94.7	Americus	0.7	3.9	4 122
WMGR-F	CHR	97.3	Bainbridge	3.4	14.0	13 418							
WOBBS-F	C	100.3	Tifton	2.8	9.8	42 637							
WZIQ-F	REL	106.5	Smithville	0.7	3.9	2 58							

AM Stations

WGPC	1450	1 kw		CBS	--	Cumulus
WJYZ	960	5 kw/0.39 kw (DA-1)	Black Gospel	Westwd	Mc-Guild	Peterson

FM Stations

WEGC	107.7	11.5 kw @ 312	AC		--	Cumulus	Sasser
WJAD	103.5	12.4 kw @ 462	Classic AOR	Westwd	--	Cumulus	Leesburg
WJIZ	96.3	100 kw @ 470	Black	ABC	Mc-Guild	Peterson	
WKAK	104.5	100 kw @ 981	Country		Katz	Cumulus	
WMGR	97.3	100 kw @ 1000	CHR	Westwd	Banner	Peterson	Bainbridge
WNUQ	101.7	3 kw @ 300	Dance CHR		Katz	Cumulus	
WOBBS	100.3	100 kw @ 1004	Country	Westwd	Regional	Peterson	Tifton
WQVE	105.5	6 kw @ 300	Black AC		ABC	Cumulus	Camilla
WRXZ	106.1	6 kw @ 328	Black	CNN, ABC	Regional		Sylvester

Notes:

ALEXANDRIA, LA

Arbitron Rank 203	Pop (12+) 151,400	Stations 15 / 13	% Below Line: 1.9
Market TSL In Hours 19.00	Diaries: 528/287:1/46.6%	% Not Listed: 16.4	
Average Persons Rating: 13.7	Sample Target: 550	Total Retail Sales: \$1.61 Btl	

12+ Metro	Format	Fall 99 1/4 Share	Spg 99	Fall 98	Spg 98	Fall 97	12+ Metro Cume / Rtg	Spg 99	Fall 98	12+ TSA AQH / Cume	
1	KBCE-F	B	43 / 20.7	19.9	18.2	17.5	367 / 24.2	25.3	22.5	51 / 470	KBCE-F
2	KRRV-F	C	27 / 13.0	9.5	12.4	13.4	426 / 28.2	27.1	26.8	34 / 660	KRRV-F
3	KOJD-F	CHR	19 / 9.2	6.4	8.9	9.4	307 / 20.3	19.4	20.8	41 / 748	KOJD-F
4	KLAA-F	C	17 / 8.2	8.3	8.0	5.8	226 / 14.9	16.0	16.3	20 / 320	KLAA-F
5	KZMZ-F	ADR	11 / 5.3	9.5	4.0	7.2	202 / 13.4	15.4	12.4	31 / 503	KZMZ-F
6	KKST-F	AC	10 / 4.8	4.4	5.8	6.3	213 / 14.0	12.1	14.4	21 / 372	KKST-F
7	KEZP-F	O	8 / 3.9	3.6	4.0	5.4	152 / 10.0	10.1	11.2	13 / 239	KEZP-F
8	KAPB-F	C	8 / 3.9	3.2	3.1	4.5	146 / 9.6	7.7	7.6	8 / 146	KAPB-F
9	KLIL-F	O	7 / 3.4	2.8	3.1	3.1	105 / 6.9	7.6	8.6	7 / 105	KLIL-F
9	KFAD-F	B/O	7 / 3.4	1.2	2.2	1.3	119 / 7.9	3.6	6.4	7 / 121	KFAD-F

12+ FM Share (Metro) 94.80% (164 of 173) (Fall 98 90.53%)

18-34	18-49	25-54	35+	Wom 25-54	Men 25-54	12+ AMD	12+ Mid	12+ PMD	12+ Eve	12+ Wknd
1 KBCE-F	1 KBCE-F >	1 KBCE-F >	1 KBCE-F	1 KBCE-F >>	1 KRRV-F	1 KRRV-F <	1 KBCE-F <	1 KBCE-F >	1 KBCE-F >>>	1 KLIL-F >>>
2 KRRV-F	2 KRRV-F	2 KRRV-F	2 KRRV-F	2 KOJD-F	2 KZMZ-F	2 KBCE-F >	2 KRRV-F >	2 KRRV-F >	2 KOJD-F	2 KRRV-F
3 KOJD-F	3 KOJD-F	3 KZMZ-F	3 KLAA-F	2 KLAA-F	3 KBCE-F	3 KOJD-F <	3 KOJD-F <	3 KOJD-F	3 KRRV-F >	3 KLAA-F
4 KKST-F	4 KZMZ-F	3 KOJD-F	4 KEZP-F	4 KRRV-F	4 KOJD-F	4 KZMZ-F <	4 KLAA-F	3 KLAA-F >	4 KLAA-F >	4 KOJD-F >
5 KZMZ-F	5 KLAA-F	3 KLAA-F	5 KLIL-F	4 KKST-F	4 KLAA-F	5 KLAA-F	5 KKST-F <	5 KZMZ-F	5 KLIL-F	5 KLIL-F
5 KLAA-F >	6 KKST-F	6 KKST-F	5 KAPB-F	4 KFAD-F >>	4 KKST-F	6 KAPB-F <	6 KZMZ-F	6 KKST-F	6 KLING	6 KLING
		7 KFAD-F	7 KOJD-F			7 KKST-F	7 KAPB-F	6 KAPB-F <	6 KKST-F	6 KKST-F
			8 KZMZ-F			7 KEZP-F				6 KFAD-F
										6 KEZP-F

Other Rated Stations	Metro Share	Cume Rating	TSA AOH Cume	Other Rated Stations--Outside Market	Metro Share	Cume Rating	TSA AOH Cume								
KHFX-F	CL HITS	105.5	Ball	1.4	3.7	3	57	KRRO-F	B	95.5	Lafayette, LA	1.0	3.3	2	67
KIBG	B/G	580	Alexandria	2.9	5.6	6	108	KSMB-F	CHR	94.5	Lafayette, LA	1.0	4.0	11	205
KSYL	T	970	Alexandria	1.4	3.4	3	52								

FM Stations

KAPB	97.7	3 kw @ 328	Country	Westwld	-	Marksville
KBCE	107.3	21 kw @ 289	Black	AURN, ABC	D&R	Boyer
KEZP	104.3	25 kw @ 328	Oldies	Westwld	-	Bunkie
KFAD	93.9	6 kw @ 328	Black Oldies	Westwld	Allied	KSYL/KOJD-F
KLIL	105.5	1.5 kw @ 328	Classic Hits	CNN	Mc-Guild	KLAA-F
KLAA	98.7	35 kw @ 105.3	AC	CNN	Sentry	AMFM
KLAA	103.5	50 kw @ 476	Country	CNN	Mc-Guild	KHFX-F
KLIL	92.1	6 kw @ 300	Oldies	CNN		Marksville
KOJD	93.1	100 kw @ 1521	CHR		Allied	KSYL
KRRV	101.3	98 kw @ 105.3	Country	ABC	Sentry	AMFM
KZMZ	95.9	100 kw @ 1450	ADR	ABC	Sentry	AMFM

Notes: 9/99 KFAD-F (93.9) sold to KSYL/KOJD-F (price NA) ... 9/99 KFAD-F changed from AC to Rhythmic (Black) Oldies

AMARILLO, TX

Arbitron Rank 188 Pop (12+) 174,800	Stations 19 / 19	% Below Line: 0.0
Market TSL in Hours 20.75	Diaries: 618/283:1/48.3%	% Not Listed: 18.3
Average Persons Rating: 15.0	Sample Target: 560	Total Retail Sales: \$2.2 Bil.

12+ Metro	Format	Fall 99		Spg	Fall	Spg	Fall	12+ Metro Cume / Rtg	Spg	Fall	12+ TSA		
		1/4	Share	99	98	98	97		99	98	AQH / Cume		
1	KPRF-F	CHR	27 / 10.2	11.0	7.3	2.5	2.6	406 / 23.2	24.1	15.7	38 / 554	KPRF-F	
2	KGNC-F	C	25 / 9.5	7.9	12.2	13.3	11.9	355 / 20.3	22.0	23.9	49 / 656	KGNC-F	
3	KZRK-F	AOR	21 / 8.0	5.9	4.5	8.1	5.2	261 / 14.9	14.9	12.1	24 / 319	KZRK-F	
4	KGNC	N/T	19 / 7.2	8.6	8.9	9.1	7.1	278 / 15.9	16.0	18.5	36 / 528	KGNC	
5	KPUR-F	O	18 / 6.8	4.1	5.7	4.2	4.5	273 / 15.6	11.5	11.5	21 / 317	KPUR-F	
5	KATP-F	C	18 / 6.8	3.5	3.7	3.5	2.2	122 / 7.0	8.7	7.7	30 / 233	KATP-F	
7	KMML-F	C	15 / 5.7	8.6	9.4	5.6	6.3	250 / 14.3	19.2	18.7	19 / 383	KMML-F	
8	KQIZ-F	CHR	13 / 4.9	7.6	8.1	11.6	11.6	331 / 18.9	24.3	19.5	23 / 525	KQIZ-F	
8	KAEZ-F	REL-CC	13 / 4.9	6.2	4.5	5.6	6.0	195 / 11.1	13.8	11.3	13 / 196	KAEZ-F	
10	KIXZ	ST	12 / 4.6	2.8	3.7	2.8	7.5	136 / 7.8	7.5	8.5	15 / 213	KIXZ	
11	KMXJ-F	AC/CHR	10 / 3.8	4.8	4.1	8.1	7.5	182 / 10.4	14.6	10.7	20 / 302	KMXJ-F	
12	KARX-F	CL AOR	8 / 3.0	6.9	6.1	6.0	8.2	165 / 9.4	16.2	10.3	13 / 267	KARX-F	

12+ FM Share (Metro): 81.36% (179 of 220) (Fall 98: 82.21%)

18-34	18-49	25-54	35+	Wom 25-54	Men 25-54	12+ AMD	12+ Mid	12+ PMD	12+ Eve	12+ Wknd
1 KZRK-F	1 KZRK-F <	1 KGNC-F <	1 KGNC-F <	1 KGNC-F	1 KATP-F	1 KGNC-F	1 KGNC-F	1 KZRK-F	1 KPRF-F >	1 KPRF-F >
2 KPRF-F	2 KGNC-F	2 KPUR-F <	2 KGNC <	2 KPUR-F	2 KGNC	2 KGNC	2 KPRF-F	1 KGNC-F	2 KZRK-F	2 KPUR-F <
3 KATP-F	2 KPRF-F	3 KPRF-F	3 KPUR-F	3 KPRF-F	3 KPRF-F	3 KPRF-F	3 KGNC <	1 KPRF-F	3 KQIZ-F	3 KZRK-F
4 KGNC-F >	4 KPUR-F <	3 KATP-F >	4 KDZ	4 KQIZ-F	3 KZRK-F	4 KATP-F	4 KZRK-F <	4 KPUR-F	3 KPUR-F	4 KGNC-F
5 KQIZ-F	5 KATP-F	5 KMML-F	4 KMML-F	4 KMML-F >	5 KARX-F	5 KPUR-F <	5 KATP-F	5 KGNC	5 KMML-F	5 KATP-F
5 KMXJ-F >	6 KMML-F	5 KZRK-F	6 KAEZ-F	6 KAEZ-F	5 KPUR-F	6 KZRK-F <	6 KMML-F	6 KMML-F <	6 KAEZ-F	6 KQIZ-F
	6 KQIZ-F	5 KAEZ-F	7 KATP-F	7 KIXZ	5 KMXJ-F	7 KMXJ-F	8 KIXZ <	7 KATP-F	7 KIXZ	6 KMML-F
	8 KAEZ-F	8 KQIZ-F	8 KPRF-F	7 KATP-F		8 KMML-F <	8 KPUR-F <	7 KQIZ-F <	7 KATP-F	8 KGNC
	8 KMXJ-F	8 KMXJ-F		7 KMXJ-F >		9 KAEZ-F	9 KAEZ-F	9 KAEZ-F	7 KMXJ-F	9 KARX-F
		8 KGNC								

Other Rated Stations			Metro Share	Cume Rating	TSA AQH Cume		
KBZD-F	AOR-P	99.7	Amarillo	1.1	3.4	3	67
KDJW	C/O	1360	Amarillo	1.9	2.9	5	57
KPOZ-F	SP-VA	100.9	Amarillo	1.5	3.4	12	147
KPUR	SPRIS	1440	Amarillo	1.1	4.0	4	84
KQFX-F	SP-TJ	100.9	Amarillo	1.1	4.2	8	130
KZRK	T	1550	Canyon	0.8	2.1	2	41

AM Stations

KGNC	710	10 kw (DA-2)	News/Talk	CBS	Katz	Morris
KIXZ	940	5 kw/1 kw (DA-2)	Standards	ABC	Sentry	AMFM

FM Stations

KAEZ	105.7	6 kw @ 236	Contemp. Christian	ABC	--	
KARX	95.7	100 kw @ 391	Classic AOR		--	Cumulus Claude
KATP	101.9	100 kw @ 935	Country		--	
KGNC	97.9	100 kw @ 1285	Country		Katz	Morris
KMML	96.9	100 kw @ 1006	Country	ABC	Sentry	AMFM
KMXJ	94.1	100 kw @ 1102	Hot AC	ABC	Sentry	AMFM
KPRF	98.7	100 kw @ 480	CHR	ABC	Sentry	AMFM
KPUR	107.1	3 kw @ 300	Oldies		Christal	Cumulus Canyon
KQIZ	93.1	100 kw @ 700	CHR		Katz	Cumulus
KZRK	107.9	100 kw @ 466	AOR		Katz	Cumulus Canyon

Notes: 7/99 KBUY-F changed from AOR to Hot AC (AC/CHR) as KMXJ-F ("Mix 94.1") . . . 9/99 KAEZ-F sold to Michael Perry Stephens for \$750,000 . . . 10/99 AMFM and Clear Channel announced plans to merge . . . 10/99 KAEZ-F changed from AC to Contemporary Christian . . . 12/99 KNSY-F changed calls to KPRF-F ("Power 98.7"); remains CHR

AUGUSTA-WATERVILLE, ME

Arbitron Rank 250	Pop (12+) 95,800	Stations 29 / 12	% Below Line: 39.4
Market TSL in Hours 19.75		Diaries: 353/271:1/52.1%	% Not Listed: 14.8
Average Persons Rating: 14.8		Sample Target: 310	Total Retail Sales: \$1.18 Bil.

12+ Metro	Format	Fall 99 1/4 Share	Spg 99	Fall 98	Spg 98	Fall 97	12+ Metro Cume / Rtg	Spg 99	Fall 98	12+ TSA AQH / Cume	
1	WEBB-AF	19 / 13.4	12.1	13.1	12.2	10.7	231 / 24.1	23.1	23.8	32 / 370	WEBB-AF
1	WBLM-F	19 / 13.4	9.1	6.9	9.3	5.6	248 / 25.8	17.7	21.5	96 / 950	WBLM-F
3	WMME-AF	13 / 9.2	10.6	11.7	10.8	11.3	285 / 29.7	30.5	29.9	30 / 605	WMME-AF
3	WABK-F	13 / 9.2	10.6	15.8	8.6	10.0	182 / 19.0	18.3	23.7	29 / 425	WABK-F
5	WTOS-F	9 / 6.4	7.5	6.2	7.9	5.6	146 / 15.3	14.2	17.2	37 / 561	WTOS-F
6	WKCG-F	7 / 4.9	2.3	7.6	5.0	5.6	125 / 13.0	7.7	13.1	8 / 178	WKCG-F
7	WOCB-F	6 / 4.2	3.8	2.1	3.6	4.4	96 / 10.1	7.8	8.4	20 / 245	WOCB-F
8	WWBX-F	5 / 3.5	3.0				92 / 9.6	3.9		6 / 129	WWBX-F
8	WHOM-F	5 / 3.5	3.8	4.1	3.6	5.0	105 / 11.0	10.7	12.4	28 / 578	WHOM-F

12+ FM Share (Metro): 95.04% (115 of 121) (Fall 98: 100.00%)

18-34	18-49	25-54	35+	Wom 25-54	Men 25-54	12+ AMD	12+ Mid	12+ PMD	12+ Eve	12+ Wknd
1 WBLM-F	1 WBLM-F	1 WBLM-F >	1 WABK-F	1 WMME-AF >	1 WBLM-F >>	1 WEBB-AF	1 WBLM-F <	1 WBLM-F <	1 WBLM-F	1 WEBB-AF
2 WEBB-AF	2 WEBB-AF	2 WMME-AF	2 WEBB-AF	2 WABK-F	2 WTOS-F >	2 WABK-F <	2 WEBB-AF >	2 WEBB-AF >	2 WEBB-AF	1 WBLM-F
3 WMME-AF >	3 WMME-AF	2 WABK-F	3 WBLM-F	2 WEBB-AF	3 WABK-F	3 WBLM-F <	3 WMME-AF	3 WMME-AF	3 WMME-AF	3 WMME-AF
4 WTOS-F	4 WTOS-F	4 WEBB-AF	4 WMME-AF	4 WBLM-F	4 WEBB-AF >	4 WMME-AF	4 WMME-AF	3 WABK-F	3 WABK-F	4 WABK-F
5 WKCG-F >	4 WABK-F	5 WTOS-F >	5 WOCB-F	5 WKCG-F >		5 WTOS-F >	5 WTOS-F	5 WKCG-F	5 WTOS-F	5 WTOS-F
		6 WKCG-F >	6 WHOM-F			6 WKCG-F <	6 WKCG-F	5 WTOS-F >	5 WJBC-F >	6 WOCB-F
			6 WKCG-F				7 WWBX-F	7 WHOM-F		7 WMCM-F
			6 WTOS-F							

Other Rated Stations				Metro Share	Cume Rating	TSA AQH Cume	Other Rated Stations--Outside Market				Metro Share	Cume Rating	TSA AQH Cume
WCTB-F	C	93.5	Fairfield	0.7	2.8	1 58	WBCI-F	REL	105.9	Bath	0.7	3.1	6 141
WFAU	ST	1280	Gardiner	1.4	3.2	2 30	WBFB-F	C	104.7	Belfast	0.7	3.8	5 84
WSKW-AF	SPRTS	107.9	Skowhegan	1.4	6.0	4 130	WBQX-F	CL	106.9	Thomaston	1.4	4.6	11 165
							WCLZ-F	AOR-P	98.9	Brunswick	1.4	5.3	14 207
							WCYY-FF	AOR-NR	93.9	Lewiston	2.8	11.5	17 388
							WGAN	FS/T	560	Portland	0.7	3.1	9 178
							WJBC-F	CHR	97.9	Portland	2.1	7.4	18 468
							WMCM-F	C	103.3	Rockland	2.1	4.7	12 162
							WMWX-F	AC/CHR	99.9	Auburn	0.7	3.8	9 281
							WPOR-F	C	101.9	Portland	0.7	4.4	13 336
							WQSS-F	AC	102.5	Camden	0.7	3.3	10 148
							WTHT-F	C	107.5	Lewiston	0.7	3.4	33 410

AM Stations

WEZW	1400	1 kw	Simul. WMME-F
WTVL	1490	1 kw	Simul. WEBB-F

FM Stations

WABK	104.3	50 kw @ 371	Oldies	Eastman	Cumulus	Gardiner
WEBB	98.5	63 kw @ 460	Country	Mc-Guild	Citadel, pend.	Waterville
WKCG	101.3	50 kw @ 315	Soft AC	Eastman	Cumulus	
WMME	92.3	50 kw @ 500	CHR	Mc-Guild	Citadel, pend.	
WTOS	105.1	50 kw @ 2430	AOR	Westwd	Kettell	Cumulus

Notes: Other ranked stations -- See Bangor, ME or, in the Fall 1999 American Radio, Portland, ME . . . 10/99 WEZW/WMME-F and WTVL/WEBB-F sold by Pilot (Broadcasting Partners) to Citadel as part of a \$190,000,000 group sale . . . 1/00 Sale of WLOB-F (and five other Carter Broadcasting stations) to Catholic Radio (John Lynch) cancelled

BANGOR ME

Arbitron Rank 268 Pop (12+) 71,400	Stations 13 / 11	% Below Line: 5.4
Market TSL In Hours 17.25	Diarles: 397/180:1/52.7%	% Not Listed: 14.1
Average Persons Rating: 12.9	Sample Target: 400	Total Retail Sales: \$1.537 Bil.

12+ Metro	Format	Fall 99 1/4 Share	Spq 99	Fall 98	Spq 98	Fall 97	12+ Metro Cume / Rtg	Spq 99	Fall 98	12+ TSA AQH / Cume	
1 WQCB-F	C	13 / 14.1	11.6	15.1	16.7	18.3	162 / 22.7	23.2	25.0	46 / 641	WQCB-F
2 WWBX-F	CHR	8 / 8.7	7.7	3.2	1.0	2.0	180 / 25.2	21.9	14.6	20 / 451	WWBX-F
2 WVOM-F	T	8 / 8.7	5.8	7.5	6.3	4.1	107 / 15.0	12.8	13.9	48 / 509	WVOM-F
2 WBFB-F	C	8 / 8.7	6.8	6.5	3.1	4.1	116 / 16.3	14.2	15.6	14 / 246	WBFB-F
5 WKIT-F	AOR	7 / 7.6	7.7	7.5	9.4	9.1	122 / 17.1	19.2	19.2	38 / 474	WKIT-F
5 WBZN-F	CHR	7 / 7.6	7.7	9.7	11.5	12.2	196 / 27.5	26.3	24.9	21 / 502	WBZN-F
7 WEZQ-F	SAC	6 / 6.5	6.8	6.5	5.2	6.1	107 / 15.0	15.0	15.9	20 / 289	WEZQ-F
7 WABI	ST	6 / 6.5	7.7	6.5	6.3	6.1	66 / 9.2	11.6	10.7	6 / 74	WABI

12+ FM Share (Metro): 87.34% (69 of 79) (Fall 98: 86.08%)

18-34	18-49	25-54	35+	Wom 25-54	Men 25-54	12+ AMD	12+ Mid	12+ PMD	12+ Eve	12+ Wknd
1 WWBX-F	1 WKIT-F	1 WQCB-F	1 WQCB-F >	1 WQCB-F	1 WBFB-F	1 WQCB-F >>	1 WQCB-F	1 WQCB-F	1 WWBX-F >>	1 WQCB-F
2 WTOS-F	2 WVOM-F	2 WVOM-F	2 WVOM-F	2 WVOM-F	2 WVOM-F	2 WBFB-F	2 WVOM-F	2 WWBX-F	2 WVOM-F	2 WWBX-F
2 WKIT-F	2 WQCB-F	3 WKIT-F	2 WEZQ-F	2 WEZQ-F >	2 WQCB-F	3 WBZN-F	3 WBFB-F	3 WKIT-F	2 WBZN-F	3 WKIT-F
2 WBZN-F	2 WBZN-F	3 WBFB-F	4 WBFB-F	4 WWBX-F	2 WKIT-F >	3 WABI	4 WKIT-F	3 WBFB-F	4 WTOS-F	3 WBZN-F
2 WBFB-F >>	2 WBFB-F	5 WEZQ-F	4 WABI	4 WKSQ-F	5 WZON >>	5 WKIT-F	4 WEZQ-F	5 WVOM-F	4 WZON >	5 WEZQ-F
	6 WWBX-F	6 WZON	6 WZON	4 WKIT-F		5 WEZQ-F	6 WABI	6 WBZN-F		5 WBFB-F >
	7 WTOS-F	6 WWMJ-F	7 WWMJ-F	4 WBZN-F >>		7 WWMJ-F	7 WEZQ-F	7 WABI		
	7 WEZQ-F >	6 WWBX-F	7 WKIT-F >			7 WWBX-F				
		6 WBZN-F >				7 WVOM-F				

Other Rated Stations				Metro Share	Cume Rating	TSA AQH Cume	Other Rated Stations--Outside Market				Metro Share	Cume Rating	TSA AQH Cume		
WKSQ-F	AC	94.5	Ellsworth	3.2	15.1	23	397	WGUY-F	O	102.1	Dexter	1.1	3.6	6	143
WWMJ-F	O	95.7	Ellsworth	4.3	14.1	17	355	WTOS-F	AOR	105.1	Skowhegan	4.3	14.6	35	431
WZON	SPRTS	620	Bangor	4.3	11.4	7	203								

AM Stations

WABI	910	5 kw (DA-N)	Standards	CNN, UBN	--	WWBX-F
WZON	620	5 kw (DA-N)	Sports	1-On-1, ESPN, ABC	Christal	WKIT-F

FM Stations

WBFB	104.7	10 kw @ 1099	Country	Christal	WKSQ-F	Belfast
WBZN	107.3	50 kw @ 436	CHR	--	Cumulus	Old Town
WEZQ	92.9	20 kw @ 784	Soft AC	Westwd	D&R	Cumulus
WKIT	100.3	16.5 kw @ 869	AOR	Christal	WZON	Brewer
WKSQ	94.5	11.5 kw @ 1027	AC	Christal	WBFB-F	Ellsworth
WQCB	106.5	98 kw @ 1079	Country	AP	Mc-Guild	Cumulus
WTOS	105.1	50 kw @ 2430	AOR	Westwd	Kettell	Cumulus
WVOM	103.9	54 kw @ 1509	Talk	CBS, Westwd, ABC	Allied	Comm. Cap., pend.
WWBX	97.1	5 kw @ 1230	CHR	--	WABI	Howland
WWMJ	95.7	11.5 kw @ 1029	Oldies	ABC	D&R	Cumulus
						Ellsworth

Notes: 9/99 WBZA-F (101.7; Searsport) changed from simulcasting Talk WVOM-F to Progressive AOR . . . 2/00 WBZA-F and WVOM-F sold by Moon Song to Communications Capital Managers for \$4,025,000 (Silverman) . . . 3/00 WGUY-F (102.1; Dexter) sold to Communications Capital Managers for \$1,475,000

BATTLE CREEK, MI

Arbitron Rank 238	Pop (12+) 117,700	Stations 17 / 4	% Below Line: 50.8
Market TSL In Hours 17.25		Diaries: 382/308:1/56.0%	% Not Listed: 18.7
Average Persons Rating: 12.7		Sample Target: 350	Total Retail Sales: \$1.43 Bil.

12+ Metro	Format	Fall 99 1/4 Share	Spg 99	Fall 98	Spg 98	Fall 97	12+ Metro Cume / Rtg	Spg 99	Fall 98	12+ TSA AQH / Cume	
1	WNWN-F	19 / 12.7	17.9	14.3	14.8	14.7	287 / 24.4	28.1	23.7	37 / 691	WNWN-F
1	WKFR-F	19 / 12.7	17.3	13.1	13.8	15.3	361 / 30.7	32.6	32.1	62 / 1256	WKFR-F
3	WBCK	T/SPRTS 16 / 10.7	8.7	9.1	8.5	11.0	252 / 21.4	16.6	24.8	19 / 310	WBCK
4	WBXX-F	AC 14 / 9.4	3.5	4.0	7.4	3.1	148 / 12.6	9.8	12.3	15 / 171	WBXX-F
5	WJXQ-F	AOR 12 / 8.0	6.4	5.7	4.8	4.3	227 / 19.3	15.8	12.7	19 / 423	WJXQ-F
6	WWKN-F	O 10 / 6.7	4.6	5.1	4.8	8.0	194 / 16.5	14.8	14.0	12 / 258	WWKN-F
7	WRKR-F	AOR 6 / 4.0	9.8	8.6	6.9	5.5	183 / 15.6	17.7	15.2	52 / 788	WRKR-F
7	WRCC	ST 6 / 4.0	4.6	4.6	4.8	3.1	80 / 6.8	8.7	8.7	6 / 91	WRCC

12+ FM Share (Metro): 81.15% (99 of 122) (Fall 98: 81.69%)

18-34	18-49	25-54	35+	Wom 25-54	Men 25-54	12+ AMD	12+ Mid	12+ PMD	12+ Eve	12+ Wknd
1 WKFR-F	1 WNWN-F	1 WNWN-F <	1 WBCK	1 WNWN-F	1 WJXQ-F	1 WBCK >	1 WNWN-F	1 WKFR-F	1 WKFR-F	1 WKFR-F
2 WJXQ-F	1 WBXX-F	2 WBXX-F	2 WNWN-F <	2 WBXX-F	2 WWKN-F	2 WJXQ-F	2 WBXX-F	2 WNWN-F	2 WBCK	2 WNWN-F <
2 WNWN-F >>	1 WKFR-F	3 WKFR-F	3 WBXX-F	2 WKFR-F >>	3 WBXX-F	2 WKFR-F <	3 WKFR-F	3 WBXX-F	3 WJXQ-F	3 WBCK >
4 WBXX-F >	4 WJXQ-F >>	4 WJXQ-F	4 WWKN-F	4 WRKR-F	3 WNWN-F	4 WNWN-F	4 WBCK	4 WWKN-F <	4 WRKR-F	4 WBXX-F .
5 WRKR-F >	5 WRKR-F >	5 WWKN-F	5 WKFR-F	4 WQLR-F >	5 WKFR-F	5 WBXX-F >	5 WWKN-F	5 WJXQ-F	5 WNWN-F	5 WJXQ-F
		6 WRKR-F	6 WRCC		5 WBCK		6 WJXQ-F	6 WBCK	5 WBXX-F	6 WWKN-F >
							6 WRCC	7 WRKR-F	5 WWKN-F	
								7 WRCC	8 WQLR-F	

Other Rated Stations--Outside Market				Metro Share	Cume Rating	TSA AQH Cume
WBCT-F	C	93.7	Grand Rapids	1.3	3.2	36 551
WFMK-F	AC	99.5	Lansing	2.0	3.8	3 70
WGRD-F	AOR-NR	97.9	Grand Rapids	0.7	3.4	15 385
WJIM-F	O	97.5	Lansing	0.7	4.8	2 76
WJR	FS	760	Detroit	0.7	3.0	2 91
WMMQ-F	CL AOR	94.9	East Lansing	0.7	2.6	1 54
WOOD-F	SAC	105.7	Grand Rapids	3.3	10.1	21 408
WQLR-F	AC	106.5	Kalamazoo	2.7	9.0	27 509
WXIK-F	C	94.1	Jackson	1.3	4.9	2 110

AM Stations

WBCK	930	5 kw/1 kw (DA-2)	Talk/Sports	Westwd, ABC, 1/1	Eastman	AMFM
WRCC	1400	1 kw	Standards	ABC	Eastman	AMFM

FM Stations

WBXX	93.5	3 kw @ 265	AC	ABC, AMFM	Eastman	AMFM
WWKN	104.9	6 kw @ 298	Oldies		Eastman	AMFM

Notes: Other ranked stations -- See Kalamazoo or Lansing in the Fall 1999 American Radio . . . 10/99 AMFM and Clear Channel announced plans to merge. No divestitures in the market should be necessary

BECKLEY, WV

Arbitron Rank 269 Pop (12+) 67,800	Stations 13 / 8	% Below Line: 8.3
Market TSL in Hours 17.50	Diaries: 378/179:1/50.8%	% Not Listed: 9.5
Average Persons Rating: 12.4	Sample Target: 400	Total Retail Sales: \$0.94 Bil

12+ Metro	Format	Fall 99 1/4 Share	Spg 99	Fall 98	Spg 98	Fall 97	12+ Metro Cume / Rtg	Spg 99	Fall 98	12+ TSA AQH / Cume	
1	WJLS-F	17 / 20.3	20.5	18.7	27.2	26.5	278 / 41.1	37.9	37.1	73 / 1039	WJLS-F
2	WTNJ-F	13 / 15.5	12.5	15.2	14.2	16.5	223 / 32.9	26.5	29.7	25 / 538	WTNJ-F
2	WCIR-F	13 / 15.5	18.2	18.7	15.4	11.0	239 / 35.3	36.1	37.5	30 / 538	WCIR-F
4	WJLS	11 / 13.1	6.8	12.9	8.3	8.8	109 / 16.1	12.4	15.9	16 / 167	WJLS
5	WMTD-F	6 / 7.2	10.3	11.7	10.7	9.9	108 / 15.9	16.4	18.6	15 / 292	WMTD-F
6	WWNR	4 / 4.8	4.6	3.5	3.6	3.3	66 / 9.7	8.2	9.1	5 / 86	WWNR

12+ FM Share (Metro): 77.63% (59 of 76) (Fall 98: 80.00%)

18-34	18-49	25-54	35+	Wom 25-54	Men 25-54	12+ AMD	12+ Mid	12+ PMD	12+ Eve	12+ Wknd
1 WCIR-F	1 WJLS-F	1 WJLS-F	1 WJLS-F <	1 WJLS-F >	1 WTNJ-F	1 WJLS-F	1 WJLS-F >	1 WJLS-F >	1 WCIR-F >>>	1 WCIR-F
2 WTNJ-F	2 WTNJ-F	2 WTNJ-F >	2 WJLS	2 WTNJ-F	2 WMTD-F	2 WTNJ-F	2 WTNJ-F <	2 WTNJ-F	2 WJLS-F	2 WJLS-F
2 WJLS-F >>	2 WCIR-F	3 WMTD-F	3 WTNJ-F >>	2 WJLS	2 WJLS-F	3 WJLS	3 WJLS	2 WCIR-F <	3 WJLS	3 WTNJ-F
	4 WJLS	3 WJLS	4 WWNR	2 WCIR-F >	2 WJLS >	4 WCIR-F <	4 WCIR-F >	4 WJLS >	4 WTNJ-F	4 WJLS >>>
	5 WMTD-F >>	5 WCIR-F >	4 WMTD-F			5 WMTD-F >>			4 WAXS-F >	

Other Rated Stations				Metro Share	Cume Rating	TSA AQH Cume	Other Rated Stations--Outside Market				Metro Share	Cume Rating	TSA AQH Cume
WAXS-F	AC/CHR	94.1	Oak Hill	3.6	14.3	11 188	WHAJ-F	CHR/AC	104.5	Bluefield	1.2	11.4	42 680
WWS	O	1070	Beckley	2.4	3.5	2 34	WKAZ-F	CL HITS	107.3	Miami	2.4	6.0	10 240
							WKWS-F	C	96.1	Charleston	1.2	2.7	6 108
							WQBE-F	C	97.5	Charleston	1.2	2.7	4 120
							WWSR-F	CHR	102.7	Charleston	2.4	6.4	4 111

AM Stations

WJLS	560	5 kw/0.5 kw (DA-N)	Gospel	Westwd, CNN	Savali
WWNR	620	1 kw/0.5 kw (DA-N)	Talk	CBS, Westwd	Katz

FM Stations

WAXS	94.1	26.5 kw @ 649	AC/CHR	ABC	Rostlin	Southern, pend.	Oak Hill
WCIR	103.7	5 kw @ 1485	CHR	Westwd	Katz	Southern	
WJLS	99.5	34 kw @ 1050	Country	Westwd	Savali		
WMTD	102.3	0.37 kw @ 1268	AOR/Classic AOR	CBS	Katz	Southern, pend.	Hinton
WTNJ	105.9	50 kw @ 500	Country	ABC, Westwd	Rostlin	Southern, pend.	Mt. Hope

Notes: WWNR is LMA'd to Southern Communications (WWS/WCIR-F) . . . 2/00 WMTD-AF sold to Southern Communications for \$107,000 . . . 3/00 WTNJ-F sold to Southern for \$2,375,000 . . . 3/00 WAXS-F sold to Southern for \$875,000

BILLINGS, MT

Arbitron Rank 245	Pop (12+) 103,400	Stations 15 / 15	% Below Line: 0.0
Market TSL In Hours 21.50		Diarles: 481/215:1/60.8%	% Not Listed: 11.6
Average Persons Rating: 15.9		Sample Target: 440	Total Retail Sales: \$1.62 Bil.

12+ Metro	Format	Fall 99 1/4 Share	Spg 99	Fall 98	Spg 98	Fall 97	12+ Metro Cume / Rtg	Spg 99	Fall 98	12+ TSA AQH / Cume		
1	KCTR-AF	C	26 / 15.9	16.7	23.7	20.0	22.9	365 / 35.3	36.4	36.4	36 / 513	KCTR-AF
2	KRSQ-F	CHR	22 / 13.4	10.0	10.2	13.8	5.9	310 / 30.0	25.7	23.4	28 / 410	KRSQ-F
3	KRXX-F	AOR	20 / 12.2	12.7	14.1	16.9	11.1	202 / 19.5	21.6	24.4	21 / 230	KRXX-F
3	KKBR-F	O	20 / 12.2	8.0	8.3	7.5	9.4	242 / 23.4	19.7	22.9	21 / 266	KKBR-F
5	KBBB-F	AC	12 / 7.3	7.3	3.8	3.8	5.3	152 / 14.7	15.0	12.7	15 / 198	KBBB-F
6	KGHL-F	C	10 / 6.1	4.7	5.1	7.5	5.9	152 / 14.7	12.7	15.7	10 / 171	KGHL-F
7	KBLG	T	8 / 4.9	6.0	5.1	3.8	7.6	131 / 12.7	10.6	11.2	9 / 148	KBLG
8	KYYA-F	CHR/AC	7 / 4.3	6.7	7.0	5.0	8.8	205 / 19.9	20.5	19.7	8 / 254	KYYA-F
8	KMHK-F	CL AOR	7 / 4.3	6.7	3.8	4.4	5.3	142 / 13.7	14.8	17.0	12 / 263	KMHK-F
10	KGHL	C/O	5 / 3.1	6.0	3.8	1.9	4.7	97 / 9.4	10.8	10.5	13 / 212	KGHL

12+ FM Share (Metro): 86.90% (126 of 145) (Fall 98: 85.61%)

18-34	18-49	25-54	35+	Wom 25-54	Men 25-54	12+ AMD	12+ Mid	12+ PMD	12+ Eve	12+ Wknd
1 KRSQ-F	1 KRXX-F	1 KRXX-F	1 KKBR-F	1 KCTR-AF	1 KRXX-F >	1 KCTR-AF >>	1 KKBR-F <	1 KRSQ-F	1 KRSQ-F >	1 KCTR-AF <
2 KRXX-F	2 KRSQ-F	1 KCTR-AF	2 KCTR-AF >	2 KKBR-F	2 KKBR-F	2 KKBR-F <	2 KRXX-F <	1 KRXX-F	2 KRXX-F	2 KRSQ-F
2 KCTR-AF >	2 KCTR-AF >	3 KKBR-F	3 KRXX-F	3 KBBB-F	2 KCTR-AF	3 KRSQ-F >	3 KCTR-AF <	3 KKBR-F <	3 KCTR-AF	3 KKBR-F
4 KMHK-F	4 KKBR-F	4 KRSQ-F	4 KBBB-F	4 KRSQ-F	4 KRSQ-F >	4 KRXX-F <	4 KRSQ-F	4 KCTR-AF >	4 KBBB-F >	4 KRXX-F >
	5 KBBB-F	5 KBBB-F	5 KGHL-F	5 KYYA-F	5 KMHK-F >>	5 KBBB-F	5 KBBB-F >	5 KBBB-F <	5 KKBR-F	5 KGHL-F >
			6 KBLG				6 KBLG <	6 KMHK-F <		

Other Rated Stations				Metro Share	Cume Rating	TSA AQH	Cume
KBEX-F	CL HITS	105.1	Billings	1.8	4.6	3	48
KCMT-F	C	96.3	Billings	1.2	5.3	3	66
KMZK	REL-CC	1240	Billings	0.6	2.1	1	23
KURL	REL	730	Billings	1.2	4.3	5	78

AM Stations

KBLG	910	1 kw/0.064 kw	Talk	Westwd	--	Fisher/Sunbrook
KBUL	970	5 kw (DA-N)	Simul. KCTR-F			
KGHL	790	5 kw (DA-N)	Classic Country	CBS	Christal	New Northwest

FM Stations

KBBB	103.7	100 kw @ 480	AC		Mc-Guild	Marathon	
KCTR	102.9	100 kw @ 489	Country	ABC	Mc-Guild	Marathon	
KGHL	98.5	85 kw @ 370	Country		Christal	New Northwest	
KKBR	97.1	28.15 kw @ 400	Oldies		Mc-Guild	Marathon	
KMHK	95.5	95.4 kw @ 984	Classic AOR		Mc-Guild	Marathon	Hardin
KRXX	94.1	100 kw @ 590	AOR		Allied	Fisher/Sunbrook	
KRSQ	101.7	100 kw @ 420	CHR		--	New Northwest	Laurel
KYYA	93.3	100 kw @ 700	Hot AC (CHR/AC)	Westwd	Allied	Fisher/Sunbrook	

Notes: Arbitron noted that during the survey, two KYYA-F personalities and New NW's market manager discussed the Arbitron survey process on a local cable TV discussion program. None of the stations was placed "below the line" . . . 12/99 KIDX-F changed calls to KGHL-F; remains Country.

BILOXI-GULFPORT-PASCAGOULA, MS

Arbltron Rank 136	Pop (12+) 286,700	Stations 33 / 15	% Below Line: 24.4
Market TSL in Hours 19.00	Diaries: 679/422:1/45.0%	% Not Listed: 13.4	
Average Persons Rating: 14.3	Sample Target: 620	Total Retail Sales: \$2.7 Bil.	

12+ Metro	Format	Fall 99 1/4 Share	Spg 99	Fall 98	Spg 98	Fall 97	12+ Metro Cume / Rtg	Spg 99	Fall 98	12+ TSA AQH / Cume		
1	WKNN-F	C	36 / 8.8	11.1	18.5	15.3	13.2	504 / 17.6	22.1	28.9	45 / 673	WKNN-F
2	WCPR-F	AOR	33 / 8.1	8.0	6.9	5.1	5.1	492 / 17.2	16.3	10.9	38 / 612	WCPR-F
3	WXRG-F	CL AOR	28 / 6.8	5.5	3.9	4.6	4.4	417 / 14.5	11.1	10.6	30 / 448	WXRG-F
4	WGCM-F	O	26 / 6.4	7.7	3.5	6.6	6.9	340 / 11.9	12.7	11.8	27 / 373	WGCM-F
5	WZKX-F	C	21 / 5.1	5.9	7.6	9.5	4.4	403 / 14.1	14.6	15.5	36 / 734	WZKX-F
5	WJZD-F	B	21 / 5.1	7.0	10.2	3.9	8.6	356 / 12.4	11.6	12.7	21 / 373	WJZD-F
7	WMJY-F	AC	20 / 4.9	5.0	4.4	4.1	5.9	331 / 11.6	11.4	12.3	22 / 366	WMJY-F
8	WUJM-F	B/O	16 / 3.9	1.4	0.9	2.4	1.5	244 / 8.5	4.3	4.7	16 / 250	WUJM-F
9	WWL	N/T	14 / 3.4	3.6	3.5	2.9	3.2	264 / 9.2	9.2	10.9	23 / 412	WWL
10	WXYK-F	CHR/B	13 / 3.2	3.4	2.8	2.4	3.7	389 / 13.6	11.3	7.6	13 / 389	WXYK-F
10	WDLT-F	B/AC	13 / 3.2	2.7	1.4	1.7	1.5	150 / 5.2	5.7	4.0	14 / 182	WDLT-F
12	WVMI	N/T	11 / 2.7	0.9	2.5	1.5	3.4	199 / 6.9	2.9	6.5	12 / 220	WVMI
12	WBLX-F	B	11 / 2.7	2.0	1.2	0.7	2.0	203 / 7.1	4.9	6.1	18 / 274	WBLX-F
14	WLNF-F	CHR	10 / 2.4	2.3	3.5	3.9	2.2	414 / 14.5	9.2	7.8	15 / 573	WLNF-F

12+ FM Share (Metro): 88.98% (315 of 354) (Fall 98: 92.16%)

18-34	18-49	25-54	35+	Wom 25-54	Men 25-54	12+ AMD	12+ Mid	12+ PMD	12+ Eve	12+ Wknd
1 WCPR-F >>	1 WCPR-F <	1 WXRG-F >	1 WKNN-F	1 WMJY-F >	1 WXRG-F >	1 WXRG-F <	1 WKNN-F	1 WKNN-F <	1 WCPR-F	1 WKNN-F
2 WJZD-F	2 WXRG-F >	2 WMJY-F	2 WGCM-F	2 WGCM-F	2 WKNN-F <	2 WKNN-F <	2 WCPR-F <	2 WCPR-F	2 WXRG-F <	2 WCPR-F
2 WXRG-F	3 WMJY-F <	2 WCPR-F <	3 WXRG-F	2 WZKX-F	3 WCPR-F	3 WCPR-F	3 WGCM-F <	3 WGCM-F	3 WGCM-F	3 WGCM-F
4 WBLX-F	4 WJZD-F <	4 WGCM-F	4 WZKX-F	4 WUJM-F	4 WUJM-F	4 WMJY-F	4 WXRG-F <	4 WXRG-F	3 WKNN-F	3 WXRG-F
5 WMJY-F	5 WKNN-F	4 WKNN-F <	5 WWL	4 WJZD-F	5 WGCM-F	4 WGCM-F	5 WMJY-F	5 WMJY-F <	5 WJZD-F <	5 WZKX-F <
6 WLNF-F	6 WUJM-F <	6 WUJM-F	5 WMJY-F	4 WCPR-F	6 WJZD-F	4 WJZD-F <	6 WWL <	6 WJZD-F <	6 WZKX-F	6 WJZD-F
6 WUJM-F	7 WGCM-F >	7 WZKX-F	7 WDLT-F	4 WXRG-F >	7 WZKX-F	7 WZKX-F >	7 WJZD-F	7 WZKX-F	6 WQUE-F	6 WDLT-F
6 WXYK-F		7 WJZD-F >	8 WVMI	8 WKNN-F	7 WDLT-F	8 WUJM-F <	7 WZKX-F	8 WUJM-F	6 WXYK-F	8 WXYK-F
		9 WDLT-F	8 WUJM-F	8 WLNF-F	9 WRKH-F	9 WWL <	7 WUJM-F <	9 WXYK-F	9 WBLX-F	9 WMJY-F <
		10 WLNF-F	10 WJZD-F >		9 WBLX-F	10 WRNO-F <	10 WVMI >	9 WLNF-F	9 WUJM-F	

Other Rated Stations				Metro Share	Cume Rating	TSA AQH Cume	Other Rated Stations--Outside Market				Metro Share	Cume Rating	TSA AQH Cume
WGCM	C/O	1240	Gulfport	1.2	2.1	5 60	KKND-F	AOR-P	106.7	Port Sulphur, LA	1.0	3.1	5 115
WOSM-F	G	103.1	Ocean Springs	1.0	2.8	6 125	WABB-F	CHR	97.5	Mobile, AL	1.2	5.5	12 264
WQYZ-F	CL HITS	92.5	Ocean Springs	1.2	2.9	5 86	WDLT	B/AC	98.3	Chickasaw, AL	0.5	1.6	3 51
WROA	ST	1390	Gulfport	1.2	2.5	5 73	WDWG-F	C/O	104.9	Moss Point, MS	1.2	3.1	7 147
							WEZB-F	AC/CHR	97.1	New Orleans	1.5	4.8	8 229
							WLTS-F	AC	105.3	Kenner, LA	0.5	3.3	6 181
							WMXC-F	AC	99.9	Mobile	0.7	2.2	5 85
							WNOE-F	C	101.1	New Orleans	0.7	2.7	12 220
							WQUE-F	B	93.3	New Orleans	1.7	5.8	13 279
							WRKH-F	CL AOR	96.1	Mobile	1.5	4.0	6 125
							WRNO-F	CL AOR	99.5	New Orleans	1.7	3.9	10 201
							WTKL-F	O	95.7	New Orleans	1.0	1.5	6 116
							WWRO-F	CL AOR	100.7	Pensacola	0.7	1.6	3 46
							WYLD	B/G	940	New Orleans	0.5	1.3	3 49
							WYOK-F	AC/CHR	104.1	Atmore, AL	0.7	2.3	3 78

AM Stations

WVMI	570	5 kw/1 kw (DA-2)	News/Talk	CNN	--	Triad, pend.
------	-----	------------------	-----------	-----	----	--------------

FM Stations

WCPR	97.9	50 kw @ 466	AOR	Westwd	Katz	Triad	Wiggins, MS
WGCM	102.3	16 kw @ 358	Oldies		Eastman	Dowdy	
WJZD	94.5	6 kw @ 321	Black	ABC	--		Long Beach, MS
WKNN	99.1	95 kw @ 984	Country	ABC, AMFM, Jones	Mc-Guild	Chase, pend.	Pascagoula
WLNF	95.3	50 kw @ 1181	CHR		--	Dowdy, pend.	Lumberton
WMJY	93.7	100 kw @ 984	AC		Mc-Guild	Chase, pend.	
WUJM	96.7	2.1 kw @ 384	Black Oldies		Katz	Triad	
WXRG	105.9	25 kw @ 328	Classic AOR		Katz	Triad	Pascagoula
WXYK	107.1	2.8 kw @ 393	CHR	ABC	Katz	Triad	
WZKX	107.9	92 kw @ 1459	Country		Eastman	Dowdy	Bay St. Louis

BISMARCK, ND

Arbitron Rank 265 Pop (12+) 75,300	Stations 11 / 11	% Below Line: 0 0
Market TSL in Hours 21.25	Diarles: 399/189:1/63.6%	% Not Listed: 9.9
Average Persons Rating: 16.1	Sample Target: 400	Total Retail Sales: \$1.19 Bil.

12+ Metro	Format	Fall 99 1/4 Share	Spg 99	Fall 98	Spg 98	Fall 97	12+ Metro Cume / Rtg	Spg 99	Fall 98	12+ TSA AQH / Cume	
1 KFYR	FS	20 / 16.5	16.4	16.2	16.2	17.3	247 / 32.7	33.0	33.5	47 / 604	KFYR
2 KKCT-F	C	19 / 15.7	10.7	10.2	10.5	11.0	213 / 28.2	24.3	21.2	24 / 310	KKCT-F
3 KBYZ-F	CL AOR	15 / 12.4	13.9	11.1	7.3	12.6	195 / 25.9	24.2	21.2	17 / 240	KBYZ-F
4 KBMR	C	15 / 12.4	11.5	11.1	14.6	9.5	102 / 13.5	12.1	12.5	25 / 216	KBMR
5 KYYY-F	CHR/AO	11 / 9.1	11.5	12.8	15.4	11.0	216 / 28.7	29.5	32.7	15 / 310	KYYY-F
6 KACL-F	O	8 / 6.6	10.7	10.2	7.3	10.2	127 / 16.8	23.4	17.5	10 / 180	KACL-F
7 KSSS-F	CL AOR	7 / 5.8	6.6	3.4	4.0	4.7	128 / 17.0	17.2	12.4	10 / 183	KSSS-F
8 KXMR	T	5 / 4.1					82 / 10.8			10 / 155	KXMR

12+ FM Share (Metro): 60.55% (66 of 109) (Fall 98: 63.81%)

18-34	18-49	25-54	35+	Wom 25-54	Men 25-54	12+ AMD	12+ Mid	12+ PMD	12+ Eve	12+ Wknd
1 KBYZ-F	1 KKCT-F	1 KKCT-F	1 KFYR	1 KKCT-F >	1 KBYZ-F	1 KFYR >>	1 KFYR	1 KKCT-F	1 KKCT-F >>	1 KBMR
2 KYYY-F	2 KBYZ-F >	2 KBYZ-F	2 KBMR	2 KYYY-F	2 KFYR	2 KKCT-F >	2 KKCT-F	2 KBYZ-F	2 KYYY-F	2 KKCT-F
3 KKCT-F >>	3 KYYY-F	3 KFYR >	3 KKCT-F >	3 KSSS-F	3 KKCT-F >>>	3 KBYZ-F	3 KBYZ-F	3 KYYY-F	2 KBYZ-F	3 KFYR
	4 KFYR >	4 KYYY-F	4 KBYZ-F	4 KFYR	4 KXMR	4 KYYY-F >	4 KBMR	3 KFYR	4 KFYR	4 KBYZ-F
		5 KSSS-F	5 KACL-F	4 KBYZ-F	4 KQDY-F		5 KYYY-F	5 KACL-F	5 KSSS-F	5 KYYY-F >
		5 KACL-F >		4 KACL-F >>>	4 KBMR			6 KBMR <	5 KACL-F >>>	
					4 KACL-F >>					

Other Rated Stations				Metro Share	Cume Rating	TSA AQH Cume
KLXX	ST	1270	Mandan	2.5	7.9	8 95
KNDR-F	REL	104.7	Mandan	1.7	6.8	6 111
KQDY-F	REL-CC	94.5	Bismarck	3.3	8.5	5 97

AM Stations

Station	Power	Day	Format	Owner
KBMR	1130	10 kw (Days)	Country	CBS
KFYR	550	5 kw (DA-N)	Full Service	ABC, CBS, WW1
KXMR	710	50 kw/4 kw (DA-3)	Talk	ABC

FM Stations

Station	Power	Day	Format	Owner
KACL	98.7	100 kw @ 1092	Oldies	Christal
KBYZ	96.5	100 kw @ 1000	Classic AOR	Westwd. CNN
KKCT	97.5	100 kw @ 830	Country	Christal
KSSS	101.5	100 kw @ 987	Classic AOR	---
KYYY	92.9	100 kw @ 1180	CHR/AO	ABC

Notes: 6/99 KQDY-F changed from Country to Contemporary Christian . . . 8/99 KXMR (710) began operations, programming Talk . . . 10/99 KQDY-F sold by Cumulus to Educational Media Foundation for \$550,000 . . . 12/99 KQDY-F changed calls to KKLX-F; remains Contemp. Christian

BLACKSBURG-CHRISTIANSBURG, VA

Arbitron Rank 214	Pop (12+) 138,100	Stations 19 / 8	% Below Line: 44.8
Market TSL in Hours 19.25		Diaries: 582/237:1/53.7%	% Not Listed: 20.8
Average Persons Rating: 13.9		Sample Target: 540	Total Retail Sales: \$1.61 Bil.

12+ Metro	Format	Fall 99		Spq	Fall	Spq	Fall	12+ Metro	Spq	Fall	12+ TSA		
		1/4	Share	99	98	98	97				Cume / Rtg	99	
1	WPSK-F	C	33 / 17.2	17.2	16.4	15.9	12.6	418 / 30.3	24.2	28.5	38 / 492		WPSK-F
2	WXLK-F	CHR	25 / 13.0	15.0	15.8	15.4	12.6	442 / 32.0	25.8	36.6	30 / 530		WXLK-F
3	WSLQ-F	AC	24 / 12.5	10.6	8.2	12.9	12.6	346 / 25.0	23.8	20.2	31 / 431		WSLQ-F
4	WBRF-F	C	12 / 6.3	1.7	2.3	1.5	1.6	167 / 12.1	4.3	6.5	30 / 288		WBRF-F
5	WROV-F	AOR	10 / 5.2	8.9	10.6	10.8	7.7	209 / 15.2	23.8	21.2	13 / 265		WROV-F
6	WBLB	G	9 / 4.7	2.8	1.8	1.5	3.3	47 / 3.4	3.4	3.8	9 / 47		WBLB
7	WPVR-F	CL AOR	6 / 3.1	4.4	5.3	4.6	5.5	169 / 12.3	16.3	13.9	11 / 238		WPVR-F
7	WFNR	T	6 / 3.1	3.9	2.9	1.5	1.1	56 / 4.0	5.1	4.7	9 / 77		WFNR
7	WBRW-F	CL AOR	6 / 3.1	3.3	5.9	5.1	7.7	171 / 12.4	9.3	14.9	6 / 179		WBRW-F
10	WBZV-F	AOR-NR	5 / 2.6	3.3	3.5	3.1	2.7	136 / 9.8	13.0	10.4	5 / 136		WBZV-F

12+ FM Share (Metro): 84.87% (129 of 152) (Fall 98: 89.93%)

18-34	18-49	25-54	35+	Wom 25-54	Men 25-54	12+ AMD	12+ Mid	12+ PMD	12+ Eve	12+ Wknd
1 WXLK-F >	1 WSLQ-F	1 WPSK-F <	1 WPSK-F >	1 WSLQ-F >	1 WPSK-F >>	1 WPSK-F	1 WPSK-F	1 WPSK-F >	1 WXLK-F	1 WXLK-F
2 WPSK-F	1 WPSK-F <	2 WSLQ-F >	2 WSLQ-F	2 WPSK-F	2 WSLQ-F	2 WXLK-F <	2 WSLQ-F >	2 WXLK-F	1 WSLQ-F	2 WPSK-F >
3 WSLQ-F	3 WXLK-F >>	3 WXLK-F >	3 WBRF-F >	3 WXLK-F >>	3 WBRF-F	3 WSLQ-F >>	3 WXLK-F	3 WSLQ-F >	3 WPSK-F >	3 WSLQ-F
4 WROV-F	4 WROV-F >	4 WROV-F	4 WBLB >	4 WBLB >	3 WXLK-F	4 WROV-F	4 WBRF-F	4 WBRF-F <	4 WPVR-F	4 WBRF-F
5 WBZV-F	5 WBRF-F	4 WBRF-F	5 WXLK-F		3 WROV-F >>	5 WBRF-F >	5 WBLB	5 WROV-F	5 WBRF-F	5 WROV-F
	5 WBRW-F	6 WBLB	6 WFNR			6 WBLB	6 WFNR <	6 WBLB	5 WBRW-F	5 WBLB
	5 WBZV-F >	7 WPVR-F					7 WROV-F	7 WBRW-F	5 WROV-F	7 WPVR-F
								8 WPVR-F		8 WBRW-F

Other Rated Stations				Metro Share	Cume Rating	TSA AQH Cume	Other Rated Stations--Outside Market				Metro Share	Cume Rating	TSA AQH Cume
WBXW-F	CL HITS	101.7	Radford	1.0	5.6	2 77	WFIR	FS	960	Roanoke	1.0	3.2	2 44
WKEX	C	1430	Blacksburg	1.6	2.9	3 39	WJJS-F	B	106.1	Vinton	0.5	2.2	1 31
WKNV	G	890	Fairfax	1.0	2.4	2 40	WJLM-F	C	93.5	Salem	0.5	1.7	1 23
							WRDJ-F	O	104.9	Roanoke	1.0	2.2	2 44
							WSLC	CFS	610	Roanoke	0.5	1.8	1 25
							WYYD-F	C	107.9	Amherst	1.0	2.5	2 35

AM Stations

WBLB	1340	1 kw	So. Gospel	USA	--	Pulaski
WFNR	710	10 kw (Days, DA)	Talk	CBS	--	

FM Stations

WBRF	98.1	100 kw @ 590	Country	CBS	--	Galax, VA
WBRW	105.3	12 kw @ 479	Classic AOR	Westwd	--	New River
WBZV	100.7	3 kw @ 328	New Rock		--	New River
WPSK	107.1	1.75 kw @ 1207	Country	Jones, USA	--	Pulaski

Notes: Other ranked stations -- See Roanoke-Lynchburg in the Fall 1999 American Radio

BLUEFIELD, WV

Arbitron Rank 253	Pop (12+) 94,200	Stations 23 / 13	% Below Line: 26.5
Market TSL In Hours 19.25		Diaries: 450/209:1/63.0%	% Not Listed: 17.6
Average Persons Rating: 14.4		Sample Target: 440	Total Retail Sales: \$1.28 Bil.

12+ Metro	Format	Fall 99 1/4 Share	Spg 99	Fall 98	Spg 98	Fall 97	12+ Metro Cume / Rtg	Spg 99	Fall 98	12+ TSA AQH / Cume	
1 WHAJ-F	AC/CHR	18 / 13.3	16.1	14.7	16.3		313 / 33.2	35.6	31.4	48 / 784	WHAJ-F
2 WHKX-FF	C	13 / 9.6	16.9	11.5	14.0		207 / 22.0	25.5	18.7	17 / 263	WHKX-FF
3 WKOY-FF	O	11 / 8.1	4.0	11.5	12.9		167 / 17.7	13.5	23.0	13 / 232	WKOY-FF
4 WSTG-F	AC/CHR	8 / 5.9	6.4	7.4	7.0		157 / 16.7	15.1	16.0	8 / 167	WSTG-F
4 WMEV-F	C	8 / 5.9	4.8	5.7	5.4		89 / 9.4	8.4	10.2	10 / 156	WMEV-F
6 WMTD-F	AOR/CL	6 / 4.4	4.0	7.4	4.7		107 / 11.3	8.2	10.0	10 / 167	WMTD-F
6 WJLS-F	C	6 / 4.4	5.6	3.3	3.9		96 / 10.2	12.5	11.1	53 / 673	WJLS-F
6 WGTH	G	6 / 4.4	3.2	3.3	2.3		56 / 5.9	4.0	5.6	8 / 101	WGTH
6 WAEY	G	6 / 4.4	1.6	3.3	3.1		80 / 8.5	2.7	6.6	6 / 80	WAEY

12+ FM Share (Metro): 83.04% (93 of 112) (Fall 98: 85.85%)

18-34	18-49	25-54	35+	Wom 25-54	Men 25-54	12+ AMD	12+ Mid	12+ PMD	12+ Eve	12+ Wknd
1 WHAJ-F >	1 WHAJ-F >>	1 WHAJ-F >	1 WKDY-FF	1 WHAJ-F >>	1 WHAJ-F	1 WHAJ-F	1 WHAJ-F >	1 WHAJ-F >	1 WHAJ-F	1 WHAJ-F
2 WSTG-F >	2 WSTG-F	2 WKOY-FF	1 WHKX-FF	2 WHKX-FF	1 WMTD-F	1 WHKX-FF >	2 WHKX-FF	2 WHKX-FF <	2 WKOY-FF >	2 WKOY-FF
3 WHKX-FF	3 WKOY-FF	2 WHKX-FF	3 WHAJ-F >	3 WKOY-FF	3 WHKX-FF	3 WKOY-FF	3 WKOY-FF <	3 WKOY-FF	3 WSTG-F	2 WHKX-FF
3 WMTD-F	3 WMTD-F	2 WMEV-F	4 WAEY	3 WAEY	4 WKOY-FF	4 WMTD-F	4 WMEV-F	4 WMEV-F	3 WHKX-FF	4 WSTG-F
5 WXLK-F	3 WMEV-F	5 WMTD-F	4 WMEV-F	3 WMEV-F	4 WMEV-F	4 WSTG-F	5 WSTG-F	5 WSTG-F	5 WAEY	5 WXLK-F
5 WCIR-F	6 WHKX-FF >	5 WSTG-F >>	4 WGTH	3 WSTG-F	6 WQUT-F	6 WAEY	6 WJLS-F	6 WMTD-F	5 WMEV-F	6 WCIR-F
5 WMEV-F	7 WQUT-F		7 WJLS-F	7 WJLS-F >>	6 WSTG-F >	6 WJLS-F <	7 WGTH	7 WGTH-F		6 WGTH
5 WQUT-F >>	7 WXLK-F >					8 WGTH	7 WAEY			6 WAEY
										6 WMEV-F

Other Rated Stations						Other Rated Stations--Outside Market									
			Metro Share	Cume Rating	TSA AQH Cume				Metro Share	Cume Rating	TSA AQH Cume				
WGTH-F	G	105.5	Richlands, VA	2.9	8.3	11	128	WBRF-F	C	98.1	Galax, VA	0.7	2.2	2	39
WHIS-AA	FS/T	1440	Bluefield	1.5	6.8	3	74	WCIR-F	CHR	103.7	Beckley	2.2	8.1	8	162
WKEZ	ST	1240	Bluefield	2.9	2.9	4	28	WPVR-F	CL AOR	94.9	Roanoke, VA	0.7	4.2	9	102
WRIC-F	CL HITS	100.7	Richlands	1.5	4.5	3	88	WQUT-F	AOR/CL	101.5	Johnson City, TN	2.2	4.0	10	81
								WXBQ-F	C	96.9	Bristol, VA	1.5	2.8	8	110
								WXLK-F	CHR	92.3	Roanoke, VA	3.7	9.8	18	272
								WXLZ-F	C	107.3	Lebanon, VA	0.7	1.9	6	151

AM Stations

WAEY	1490	1 kw	Gospel	USA	--	WSTG-F	Princeton
WGTH	540	1 kw/0.096 kw	Gospel	AP	--		Richlands, VA

FM Stations

WGTH	105.5	0.45 kw @ 800	Gospel	AP	--		Richlands, VA
WHAJ	104.5	100 kw @ 1200	AC/CHR	Westwd	--	Adventure	
WHKX	106.3	0.22 kw @ 1122	Country	CNN	--	Adventure	
WHQX	107.7	0.55 kw @ 751	Simul. WHKX-F				Cedar Bluff, VA
WKOY	100.9	0.63 kw @ 641	Oldies	CNN	--	Adventure	Princeton
WKQY	100.1	4 kw @ 398	Simul. WKOY-F				Tazewell
WSTG	95.9	0.48 kw @ 1141	AC/CHR	ABC	--	WAEY	Princeton

Notes: Other ranked stations -- See Beckley, WV or in the Fall 1999 American Radio, Johnson City-Kingsport-Bristol or Roanoke-Lynchburg . . . 1/00 WYRV (770; Cedar Bluff, VA) sold for \$170,000

BRUNSWICK, GA

Arbltron Rank 275	Pop (12+) 56,500	Stations 15 / 9	% Below Line: 18.7
Market TSL in Hours 17.75	Diaries: 395/143:1/45.4%	% Not Listed: 18.7	
Average Persons Rating: 13.3	Sample Target: 400	Total Retail Sales: \$0.89 Bil.	

12+ Metro	Format	Fall 99		Spq		Fall		12+ Metro	Spq	Fall	12+ TSA	
		1/4	Share	99	98	98	97				Cume / Rtg	99
1	WYNR-F	C	9 / 12.1	9.0	12.0	11.3		116 / 20.5	18.5	22.6	13 / 205	WYNR-F
2	WXMK-F	CHR	6 / 8.0	10.2	9.3	8.8		133 / 23.6	23.2	18.4	9 / 200	WXMK-F
2	WWSN-F	AC	6 / 8.0	7.7	5.3	6.3		95 / 16.9	17.1	13.4	19 / 228	WWSN-F
2	WSOL-F	B/AC	6 / 8.0	11.5	16.0	8.8		111 / 19.6	17.1	21.3	24 / 265	WSOL-F
2	WSEG-F	B/AC	6 / 8.0	10.2	8.0	10.1		115 / 20.3	16.4	17.0	9 / 145	WSEG-F
6	WMOG	ST	5 / 6.7	5.1	8.0	6.3		85 / 15.1	13.1	19.6	5 / 97	WMOG
6	WHFX-F	CL AOR	5 / 6.7	5.1	6.7	5.0		72 / 12.7	9.3	9.9	5 / 84	WHFX-F

12+ FM Share (Metro): 81.97% (50 of 61) (Fall 98: 82.35%)

18-34	18-49	25-54	35+	Wom 25-54	Men 25-54	12+ AMD	12+ Mid	12+ PMD	12+ Eve	12+ Wknd
1 WYNR-F	1 WYNR-F	1 WSOL-F	1 WYNR-F	1 WSOL-F >	1 WHFX-F >	1 WYNR-F	1 WYNR-F	1 WYNR-F	1 WSOL-F	1 WYNR-F
1 WSEG-F >	1 WXMK-F	1 WYNR-F	2 WMOG	2 WYNR-F	2 WSOL-F	2 WSEG-F	2 WWSN-F >	1 WXMK-F	1 WSEG-F	2 WSOL-F
3 WSOL-F	1 WHFX-F	1 WWSN-F	3 WWSN-F	2 WXMK-F	2 WYNR-F	2 WMOG	3 WHFX-F	3 WSOL-F	3 WXMK-F	3 WXMK-F
3 WXMK-F	4 WSOL-F	1 WHFX-F	3 WHFX-F	2 WWSN-F	2 WXMK-F	4 WHFX-F	3 WGIG	4 WWSN-F	4 WYNR-F	3 WSEG-F
3 WWSN-F >>	4 WWSN-F	5 WXMK-F	5 WSOL-F	2 WSEG-F >>	2 WWSN-F >>	5 WSOL-F	3 WBGA-F	4 WSEG-F	4 WSFN >	3 WMOG
	4 WSEG-F	6 WSEG-F >	5 WGIG			5 WXMK-F	6 WSOL-F	6 WBGA-F	6 WRRR-F	6 WWSN-F
			5 WBGA-F >			7 WWSN-F	6 WXMK-F	7 WHFX-F	6 WHFX-F	6 WHFX-F
							6 WMOG	8 WMOG	6 WBGA-F >	6 WGIG
										6 WBGA-F >

Other Rated Stations				Metro Share	Cume Rating	TSA AQH Cume	Other Rated Stations--Outside Market				Metro Share	Cume Rating	TSA AQH Cume
WBGA-F	C	102.5	Waycross	5.4	17.6	16 336	WFYV-F	AOR	104.5	Jacksonville	1.3	5.0	6 102
WGIG	N/T	1440	Brunswick	5.4	13.4	6 88	WGCO-F	O	98.3	Midway	2.7	10.1	3 95
WSFN	SPRTS	790	Brunswick	2.7	6.1	2 51	WPLA-F	AOR-NR	93.3	Callahan, FL	2.7	7.4	7 127
							WQIK-F	C	99.1	Jacksonville	1.3	3.1	5 106
							WWRR-F	CL HITS	100.7	Brunswick	2.7	9.5	7 152

AM Stations

WMOG	1490	0.6 kw	Standards	ABC	Regional	Root
------	------	--------	-----------	-----	----------	------

FM Stations

WHFX	92.7	6 kw @ 328	Classic AOR	Westwd	Regional	Root	St. Simon's
WSEG	104.1	4.2 kw @ 390	Black	ABC	--	WXMK-F	
WWSN	107.7	100 kw @ 997	AC	Westwd, JRN	--	Root	Waycross
WXMK	105.9	15 kw @ 420	CHR	ABC	--	WSEG-F	Dock Junction
WYNR	107.7	50 kw @ 403	Country	ABC	--	Root	Darien

Notes: WSOL-F -- See Jacksonville in the Fall 1999 American Radio

BRYAN-COLLEGE STATION, TX

Arbitron Rank 232	Pop (12+) 120,400	Stations 17 / 12	% Below Line: 5.9
Market TSL in Hours 16.00		Diaries: 474/254:1/47.9%	% Not Listed: 17.8
Average Persons Rating: 11.2		Sample Target: 470	Total Retail Sales: \$1.49 Bil.

12+ Metro	Format	Fall 99 1/4 Share	Spg 99	Fall 98	Spg 98	Fall 97	12+ Metro Cume / Rtg	Spg 99	Fall 98	12+ TSA AQH / Cume	
1	KKYS-F	CHR/AC	18 / 13.3	15.6	20.8	18.3	387 / 32.2	34.4	38.3	24 / 454	KKYS-F
2	KAGG-F	C	15 / 11.1	6.0	8.0	4.6	326 / 27.0	23.1	27.8	21 / 464	KAGG-F
3	KTSR-F	AOR	12 / 8.9	6.7	8.0	5.9	175 / 14.5	19.4	22.0	13 / 209	KTSR-F
4	KVJM-F	B	10 / 7.4	12.7	7.4	8.5	133 / 11.1	14.2	12.4	13 / 164	KVJM-F
4	KORA-F	C	10 / 7.4	9.7	8.7	11.1	175 / 14.5	19.8	19.7	12 / 206	KORA-F
6	WTAW	T	8 / 5.9	6.0	4.7	8.5	130 / 10.8	15.6	12.0	11 / 176	WTAW
6	KBMA-F	SP-TJ	8 / 5.9	4.5	4.7	4.6	84 / 7.0	5.6	7.2	12 / 136	KBMA-F
8	KHLR-F	AOR-NR	7 / 5.2	4.5	4.0	3.9	221 / 18.4	16.5	16.3	9 / 252	KHLR-F

12+ FM Share (Metro): 89.19% (99 of 111) (Fall 98: 91.20%)

18-34	18-49	25-54	35+	Wom 25-54	Men 25-54	12+ AMD	12+ Mid	12+ PMD	12+ Eve	12+ Wknd
1 KKYS-F	1 KKYS-F	1 KKYS-F	1 WTAW	1 KKYS-F	1 KTSR-F >	1 KKYS-F	1 KTSR-F	1 KKYS-F	1 KVJM-F >	1 KKYS-F
2 KAGG-F	2 KAGG-F	2 KTSR-F	2 KORA-F	2 KAGG-F	2 KKYS-F	2 KAGG-F >	2 KKYS-F	2 KTSR-F	2 KKYS-F	1 KAGG-F >
3 KTSR-F	3 KTSR-F	3 KAGG-F	3 KVJM-F	3 KVJM-F >	3 KBMA-F	3 WTAW	2 WTAW	3 KORA-F	3 KHLR-F	3 KVJM-F
3 KHLR-F	4 KBMA-F	4 KBMA-F	3 KKYS-F	4 KBMA-F	3 KORA-F	4 KORA-F	4 KAGG-F	4 KAGG-F	3 KAGG-F	4 KBMA-F
5 KBMA-F	5 KHLR-F	4 KVJM-F >	3 KAGG-F	4 KZTR-F >>	5 KAGG-F	5 KVJM-F <	5 KBMA-F	5 KVJM-F	5 KORA-F	4 KTSR-F
	6 KORA-F	6 KORA-F	3 KTSR-F >		5 KVJM-F	6 KBMA-F	5 KORA-F >	6 KZTR-F	5 KTSR-F	6 KORA-F
	7 KVJM-F	7 KBXX-F			5 WTAW >	6 KTSR-F	7 KHLR-F	7 KBMA-F	7 KBMA-F	6 KHLR-F
	8 KZTR-F	7 WTAW >					8 KBXX-F			8 KZTR-F
										8 KTTX-F >>

Other Rated Stations				Metro Share	Cume Rating	TSA AQH Cume	Other Rated Stations--Outside Market				Metro Share	Cume Rating	TSA AQH Cume
KMBV-F	SAC	92.5	Navasota	0.7	2.3	1 33	KBXX-F	B/CHR	97.9	Houston	3.0	3.1	5 48
KTAM	ST	1240	Bryan	3.0	4.4	4 62	KLDE-F	O	94.5	Houston	1.5	2.9	2 40
KTTX-F	C	106.1	Brenham	3.7	12.1	10 214	KRBE-F	CHR	104.1	Houston	0.7	3.6	2 80
KZTR-F	CHR/AC	101.9	Franklin	3.7	17.5	10 301	KTBZ-F	AOR-NR	107.5	Lake Jackson	0.7	2.4	1 33

AM Stations

WTAW	1150	1 kw/0.5 kw (DA-N)	Talk	CBS, Westwd, ABC	--	AMFM
------	------	--------------------	------	------------------	----	------

FM Stations

KAGG	96.1	40 kw @ 538	Country	Katz	Sunburst	Madisonville
KBMA	99.5	3 kw @ 328	Hispanic-Tejano	Caballero		
KHLR	103.9	25 kw @ 695	AOR-New Rock	--	Equicom	Cameron
KKYS	104.7	50 kw @ 285	CHR/AC	Katz	Sunburst	
KORA	98.3	0.9 kw @ 528	Country	ABC	Equicom	
KTSR	92.1	3 kw @ 275	AOR	--	AMFM	
KVJM	94.3	3 kw @ 300	Black	ABC, AURN	--	Hearne

Notes: 10/99 AMFM and Clear Channel announced plans to merge

BURLINGTON, VT

Arbitron Rank 225 Pop (12+) 125,900	Stations 16 / 16	% Below Line: 0.0
Market TSL In Hours 21.50	Diaries: 384/328:1/60.4%	% Not Listed: 15.1
Average Persons Rating: 16.3	Sample Target: 330	Total Retail Sales: \$1.82 Bil.

12+ Metro	Format	Fall 99 1/4 Share	Spg 99	Fall 98	Spg 98	Fall 97	12+ Metro Cume / Rtg	Spg 99	Fall 98	12+ TSA AQH / Cume			
1	WOKO-F	C	29 / 14.1	12.8	18.7	16.2	15.8	331 / 26.3	21.8	25.8	69 / 925	C	WOKO-F
2	WXXX-F	CHR	28 / 13.6	14.9	12.1	9.3	7.4	411 / 32.6	30.6	33.0	47 / 846	C	WXXX-F
3	WCPV-F	CL AOR	22 / 10.7	11.3	7.2	14.7	8.4	302 / 24.0	18.3	18.5	34 / 445	C	WCPV-F
4	WKOL-F	O	15 / 7.3	7.2	7.2	3.9	5.9	213 / 16.9	17.2	15.3	31 / 514	B	WKOL-F
4	WEZF-F	SAC	15 / 7.3	8.7	8.3	7.9	8.4	245 / 19.4	21.9	27.3	46 / 833	D	WEZF-F
6	WIZN-F	AOR	14 / 6.8	5.1	5.0	6.9	11.4	269 / 21.4	14.6	15.0	36 / 572	C	WIZN-F
7	WJOY	ST	12 / 5.8	5.6	5.0	4.4	4.4	106 / 8.4	11.2	8.3	12 / 142		WJOY
8	WNCS-F	AOR-P	11 / 5.4	3.1	3.9	3.4	3.5	138 / 11.0	8.1	12.8	36 / 322		WNCS-F
9	WBTZ-F	AOR-NR	9 / 4.4	6.7	6.6	4.4	6.9	242 / 19.2	18.0	21.4	24 / 567	A	WBTZ-F

12+ FM Share (Metro): 86.78% (151 of 174) (Fall 98: 89.66%)

18-34	18-49	25-54	35+	Wom 25-54	Men 25-54	12+ AMD	12+ Mid	12+ PMD	12+ Eve	12+ Wknd
1 WXXX-F >	1 WXXX-F	1 WOKO-F	1 WOKO-F >	1 WOKO-F	1 WCPV-F	1 WOKO-F	1 WOKO-F >	1 WXXX-F	1 WXXX-F >	1 WXXX-F
2 WIZN-F	2 WOKO-F	2 WCPV-F	2 WCPV-F	2 WXXX-F	1 WOKO-F	2 WCPV-F <	2 WXXX-F	2 WOKO-F <	2 WCPV-F	2 WOKO-F
3 WOKO-F	3 WCPV-F	3 WXXX-F	3 WJOY <	3 WEZF-F	3 WIZN-F	3 WXXX-F <	3 WCPV-F	3 WCPV-F >	3 WEZF-F	3 WCPV-F >
4 WCPV-F	4 WIZN-F <	4 WKOL-F <	4 WKOL-F	4 WCPV-F	4 WKOL-F	4 WIZN-F >	4 WKOL-F <	4 WEZF-F	3 WOKO-F	4 WKOL-F
4 WEZF-F >	5 WEZF-F <	5 WEZF-F	5 WEZF-F	5 WKOL-F	5 WNCS-F	5 WJOY <	5 WEZF-F	5 WKOL-F	5 WBTZ-F	5 WIZN-F
	6 WKOL-F	6 WNCS-F	6 WNCS-F	6 WNCS-F >>	5 WXXX-F >	6 WKOL-F	6 WNCS-F	6 WBTZ-F <	5 WKOL-F	6 WBTZ-F
		6 WIZN-F >>	7 WKDR	7 WKDR		7 WEZF-F >	6 WJOY <	7 WNCS-F >	7 WJOY	7 WJOY
			7 WXXX-F	7 WXXX-F			8 WIZN-F >			7 WEZF-F

Other Rated Stations				Metro Share	Cume Rating	TSA AQH	Cume
WCVT-F	CL	101.7	Stowe	1.0	5.7	6	162
WEAV	T	96.0	Plattsburgh, NY	1.5	4.9	8	126
WKDR	T	139.0	Burlington	2.4	5.6	7	128
WLKC-F	SAC	103.3	Waterbury	1.5	3.9	8	103
WVMT	FS	62.0	Burlington	1.5	5.4	6	100
WXPS-F	C	96.7	Willisboro, NY	1.5	4.2	5	98

AM Stations

WJOY	1230	1 kw	Standards	Westwd	D&R	Hall
------	------	------	-----------	--------	-----	------

FM Stations

WBTZ	99.9	100 kw @ 984	New Rock		Allied	WEAV	Plattsburgh
WCPV	101.3	1 kw @ 797	Classic AOR	Westwd	Katz	AMFM	Essex, NY
WEZF	92.9	46 kw @ 2700	Soft AC		Sentry	AMFM	
WIZN	106.7	50 kw @ 374	AOR		Mc-Guild	Deer River	Vergennes
WKOL	105.1	23.5 kw @ 338	Oldies	Westwd	D&R	Hall	Plattsburgh, NY
WNCS	104.7	1.9 kw @ 2080	Progressive AOR		--	Northeast	Montpelier
WOKO	98.9	100 kw @ 297	Country		D&R	Hall	
WXXX	95.5	25 kw @ 236	CHR		Mc-Guild	WVMT	S. Burlington

Notes: WEAV is LMA'd by AMFM . . . WBTZ-F is LMA'd by WIZN-F . . . 10/99 The WCMK-F calls and Religion format moved from 103.3 to 91.7; the 103.3 became WLKC-F, programming Soft AC . . . 10/99 WSHX-F (95.7; Danville, VT) changed calls to WDOT-F; it continues to simulcast WNCS-F

CAPE COD, MA

Arbitron Rank 182 Pop (12+) 181,900	Stations 35 / 12	% Below Line: 26.2
Market TSL in Hours 22.50	Diaries: 687/265:1/52.6%	% Not Listed: 7.7
Average Persons Rating: 17.0	Sample Target: 560	Total Retail Sales: \$2.9 Bil.

12+ Metro	Format	Fall 99		Spq 99	Fall 98	Spq 98	Fall 97	12+ Metro Cume / Rtg	Spq 99	Fall 98	12+ TSA AQH / Cume	
		1/4	Share									
1	WQRC-F	SAC	31 / 10.0	11.5	8.2	11.8	10.9	464 / 26.5	22.1	23.5	32 / 493	WQRC-F
2	WOCN-F	ST	28 / 9.0	7.4	10.6	8.2	8.9	274 / 15.1	13.2	17.2	28 / 281	WOCN-F
3	WFCC-F	CL	25 / 8.1	9.0	7.5	6.6	7.6	289 / 15.9	17.1	16.7	27 / 322	WFCC-F
4	WXTK-F	T	23 / 7.4	6.4	6.5	7.6	8.6	297 / 16.3	13.6	13.6	23 / 299	WXTK-F
5	WRZE-F	CHR	22 / 7.1	5.4	6.1	6.2	5.3	327 / 18.0	17.7	21.5	23 / 378	WRZE-F
6	WPXC-F	AOR	21 / 6.8	4.8	4.8	3.9	4.0	279 / 15.4	15.6	14.0	23 / 297	WPXC-F
7	WCIB-F	CL HITS	18 / 5.8	6.7	5.1	9.9	7.6	330 / 18.1	17.7	17.7	21 / 344	WCIB-F
8	WKPE-F	CL AOR	13 / 4.2	4.5	3.7	4.9	5.9	254 / 13.9	15.6	11.1	14 / 271	WKPE-F
8	WCOD-F	AC	13 / 4.2	5.8	6.8	4.6	5.3	222 / 12.2	15.8	16.0	14 / 236	WCOD-F
10	WPLM-F	SAC	12 / 3.9	2.9	1.0	2.0	1.6	183 / 10.0	8.0	4.7	12 / 184	WPLM-F
11	WCTK-F	C	11 / 3.6	2.6	3.1	3.0	3.3	160 / 8.8	7.6	7.7	11 / 161	WCTK-F
12	WBZ	N/T	10 / 3.2	1.9	4.4	1.6	1.6	202 / 11.1	8.6	10.0	10 / 205	WBZ
13	WEEI	SPRTS	7 / 2.3	1.9	1.7	1.3	1.6	130 / 7.2	6.3	3.9	7 / 131	WEEI

12+ FM Share (Metro): 91.26% (261 of 286) (Fall 98: 90.38%)

18-34	18-49	25-54	35+	Wom 25-54	Men 25-54	12+ AMD	12+ Mid	12+ PMD	12+ Eve	12+ Wknd
1 WPXC-F	1 WPXC-F	1 WCIB-F <	1 WOCN-F <	1 WQRC-F	1 WCIB-F	1 WQRC-F	1 WQRC-F	1 WQRC-F	1 WFCC-F	1 WOCN-F <
2 WRZE-F >>	2 WRZE-F	2 WQRC-F	2 WQRC-F	1 WRZE-F	2 WPXC-F	2 WOCN-F	2 WOCN-F <	1 WXTK-F	1 WOCN-F	2 WFCC-F
3 WKPE-F	2 WCIB-F	3 WPXC-F	3 WFCC-F	3 WCOD-F >	3 WKPE-F	3 WPXC-F <	3 WFCC-F <	3 WFCC-F <	1 WRZE-F	3 WQRC-F
4 WCOD-F	4 WQRC-F	4 WRZE-F	4 WXTK-F	4 WCIB-F	4 WXTK-F	4 WXTK-F	4 WXTK-F <	4 WOCN-F	4 WPLM-F	4 WRZE-F
4 WCIB-F	5 WKPE-F <	4 WCOD-F	5 WCIB-F	5 WFCC-F	5 WQRC-F	5 WRZE-F	5 WPXC-F <	5 WPXC-F	5 WPXC-F	5 WCIB-F <
4 WQRC-F	6 WCOD-F	6 WXTK-F	6 WPLM-F <	5 WPXC-F	6 WHJY-F	6 WCIB-F <	6 WRZE-F <	5 WRZE-F <	5 WQRC-F	6 WPXC-F
4 WHJY-F	7 WXTK-F >	6 WKPE-F >	7 WBZ	7 WEEI	7 WEEI	7 WFCC-F	7 WCIB-F >	7 WCIB-F <	7 WBZ	6 WXTK-F
4 WXTK-F >		8 WFCC-F	8 WCOD-F	7 WWKJ-F >	8 WCOD-F	8 WCOD-F	8 WCOD-F	8 WKPE-F	7 WCOD-F	8 WKPE-F
							8 WKPE-F	8 WPLM-F >	7 WXTK-F	

Other Rated Stations						Other Rated Stations--Outside Market									
		Metro Share	Cume Rating	TSA AQH	Cume			Metro Share	Cume Rating	TSA AQH	Cume				
WMVY-F	AOR-P	92.7	Tisbury	1.3	7.7	6	186	WBCN-F	AOR	104.1	Boston	0.6	4.6	2	87
WWKJ-F	CL AOR	101.1	Mashpee	1.3	6.5	4	125	WBMX-F	AC-NR	98.5	Boston	1.0	3.9	3	70
WYST-F	O	93.5	Harwich Port	1.0	5.7	3	104	WBOS-F	AOR-P	92.9	Brookline, MA	0.3	2.1	1	38
								WBRU-F	AOR-NR	95.5	Providence	0.6	2.8	2	63
								WCRB-F	CL	102.5	Waltham, MA	0.3	2.2	1	41
								WFAN	SPRTS	660	New York	0.6	1.7	2	30
								WFHN-F	CHR	107.1	Fairhaven, MA	0.3	2.9	6	82
								WHJY-F	AOR	94.1	Providence	1.6	3.4	5	70
								WJMN-F	CHR	94.5	Boston	1.3	4.8	4	98
								WMJX-F	AC	106.7	Boston	0.6	3.7	2	67
								WODS-F	O	103.3	Boston	0.3	2.6	1	47
								WPRO-F	CHR	92.3	Providence	0.3	1.5	1	27
								WRKO	T	680	Boston	1.9	6.1	6	122
								WROR-F	CL HITS	105.7	Framingham, MA	0.3	2.2	1	45
								WSNE-F	AC	93.3	Taunton, MA	0.3	2.1	1	37
								WWBB-F	O	101.5	Providence	0.6	2.1	2	52
								WWLI-F	SAC	105.1	Providence	0.6	1.7	2	32
								WXXS-F	CHR	107.9	Medford, MA	0.6	3.2	2	58
								WZLX-F	CL AOR	100.7	Boston	0.6	1.8	2	33

FM Stations

Station	Freq	Power	Time	Location	Format	Other	Other	Other	
WCIB	101.9	50 kw @ 479			Classic Hits	Westwd, ABC	Mc-Guild	WPXC-F/WRZE-F	Falmouth
WCOD	106.1	50 kw @ 450			AC		D&R	Boch	Hyannis
WFCC	107.5	50 kw @ 341			Classical		Allied	Charles River	Chatham
WKPE	104.7	50 kw @ 504			Classic AOR		—	Charles River	Orleans
WOCN	103.9	3 kw @ 315			Standards	CBS	Sentry	Sandab	S. Yarmouth
WPLM	99.1	50 kw @ 430			Soft AC	Westwd	K&P		Plymouth
WPXC	102.9	3.1 kw @ 462			AOR		Mc-Guild	WCIB-F/WRZE-F	Hyannis
WQRC	99.9	50 kw @ 378			Soft AC	AP	Sentry	Sandab	Barnstable
WRZE	96.3	50 kw @ 394			CHR		Mc-Guild	WCIB-F/WPXC-F	Nantucket
WXTK	94.9	50 kw @ 395			Talk	CNN, Westwd	D&R	Boch	W. Yarmouth

Notes: Other ranked stations -- See New Bedford, or in American Radio, Boston ... 9/99 WKPE-F changed from AOR to Classic AOR ... 11/99 WYST-F changed from AC to Oldies

CASPER, WY

Arbitron Rank 276	Pop (12+) 50,600	Stations 11 / 11	% Below Line: 0.0
Market TSL In Hours 23.00		Diaries: 408/124:1/54.8%	% Not Listed: 10.7
Average Persons Rating: 16.6		Sample Target: 400	Total Retail Sales: \$0.65 Bil.

12+ Metro	Format	Fall 99 1/4 Share	Spg 99	Fall 98	Spg 98	Fall 97	12+ Metro Cume / Rtg	Spg 99	Fall 98	12+ TSA AQH / Cume		
1	KTWO	C/FS	14 / 16.6	9.5	12.4	11.2	11.8	164 / 32.4	20.8	27.4	18 / 234	KTWO
2	KTRS-F	CHR	13 / 15.4	13.1	12.4	16.2	14.2	149 / 29.4	27.9	27.7	17 / 186	KTRS-F
3	KRVK-F	CL AOR	10 / 11.9	13.1	11.1			109 / 21.6	25.3	22.6	12 / 169	KRVK-F
4	KASS-F	CL AOR	8 / 9.5	8.3	9.9	12.4	15.4	91 / 17.9	19.0	19.0	9 / 121	KASS-F
5	KWYY-F	C	6 / 7.1	11.9	9.9	6.2	9.5	72 / 14.1	19.9	15.0	7 / 107	KWYY-F
5	KQLT-F	C	6 / 7.1	11.9	12.4	18.6	17.8	95 / 18.8	23.4	26.2	8 / 134	KQLT-F
5	KMLD-F	O	6 / 7.1	8.3	6.2	9.9	3.6	73 / 14.5	16.6	14.5	7 / 94	KMLD-F
8	KVOC	O	5 / 5.9	7.1	4.9	3.7	7.1	60 / 11.8	13.2	9.6	5 / 65	KVOC
9	KMGW-F	AC	3 / 3.6	5.9	7.4	12.4	8.3	60 / 11.8	14.2	19.1	4 / 81	KMGW-F
9	KHOC-F	AC/CHR	3 / 3.6	1.2	1.2			41 / 8.0	4.4	3.3	3 / 48	KHOC-F

12+ FM Share (Metro): 73.33% (55 of 75) (Fall 98: 77.03%)

18-34	18-49	25-54	35+	Wom 25-54	Men 25-54	12+ AMD	12+ Mid	12+ PMD	12+ Eve	12+ Wknd
1 KTRS-F	1 KRVK-F	1 KRVK-F	1 KTWO >>	1 KRVK-F >	1 KTWO >	1 KTWO >>	1 KTWO	1 KTRS-F	1 KTRS-F >>>	1 KTRS-F
2 KRVK-F	2 KTRS-F	2 KTWO	2 KVOC	2 KWYY-F	2 KWYY-F	2 KTRS-F	2 KRVK-F	2 KRVK-F	2 KASS-F	2 KTWO >
3 KWYY-F	2 KASS-F	2 KASS-F >	2 KRVK-F	2 KASS-F >	2 KTRS-F	2 KRVK-F >	3 KTRS-F <	3 KTWO	3 KWYY-F	3 KWYY-F
3 KASS-F >	4 KTWO	4 KWYY-F	2 KQLT-F	4 KTWO	2 KRVK-F	4 KWYY-F	4 KASS-F	3 KASS-F >	3 KRVK-F >	3 KRVK-F
	5 KWYY-F >	4 KTRS-F	2 KMLD-F	4 KTRS-F	2 KASS-F >	4 KQLT-F	5 KQLT-F	5 KWYY-F		3 KMLD-F
			6 KASS-F	4 KMLD-F >>		4 KASS-F		5 KVOC		

Other Rated Stations				Metro Cume Share Rating	TSA AQH Cume
KKTL	T/PSRTS	1400	Casper	1.2 5.1	2 39

AM Stations

KKTL	1400	1 kw	Talk/Sports	CBS, ESPN	Eastman	Clear Channel
KTWO	1030	50 kw (DA-N)	Country/Full Svc	CBS, ESPN	Eastman	Clear Channel
KVOC	1230	1 kw	Oldies	ABC	Eastman	KASS-F/KQLT-F

FM Stations

KASS	106.9	100 kw @ 1824	Classic AOR	ABC	K&P	KVOC/KQLT-F
KHOC	102.5	100 kw @ 1834	AC/CHR	ABC	Mc-Guild	KVOC/KASS-F
KMGW	94.5	65 kw @ 1908	AC	ABC	Eastman	Mtn. States. pend.
KMLD	97.3	0.09 kw @ 1808	Oldies		--	Clr Chnl. pend.
KQLT	103.7	59.3 kw @ 1909	Country	ABC	Mc-Guild	KVOC/KASS-F
KRVK	107.7	100 kw @ 1949	Classic AOR		--	Clr Chnl. pend. Midwest
KTRS	104.7	0.185 kw @ 1774	CHR		--	Clr Chnl. pend.
KWYY	95.5	100 kw @ 1920	Country		--	Clr Chnl. pend.

Notes: The 7/99 sales of KMLD-F, KRVK-F, KTRS-F and KWYY-F to Clear Channel, and of KMGW-F by Clear Channel to Mountain States, to the best of our knowledge, are still pending

CHAMPAIGN, IL

Arbitron Rank 209	Pop (12+) 142,000	Stations 17 / 11	% Below Line: 8.5
Market TSL in Hours 18.15		Diaries: 507/280:1/54.9%	% Not Listed: 21.8
Average Persons Rating: 13.2		Sample Target: 550	Total Retail Sales: \$1.50 Bil

12+ Metro	Format	Fall 99 1/4 Share	Spg 99	Fall 98	Spg 98	Fall 97	12+ Metro Cume / Rtg	Spg 99	Fall 98	12+ TSA AQH / Cume	
1 WIXY-F	C	25 / 13.3	10.8	14.8	17.4	18.5	306 / 21.6	22.7	23.9	48 / 702	WIXY-F
2 WDWS	T	19 / 10.1	8.2	9.7	9.4	9.8	248 / 17.5	18.3	19.3	20 / 324	WDWS
3 WKIO-F	O	13 / 6.9	8.7	6.6	6.1	7.2	231 / 16.3	19.1	15.6	33 / 451	WKIO-F
3 WGKC-F	CL AOR	13 / 6.9	5.6	5.6	4.7	3.6	206 / 14.5	18.4	13.9	17 / 314	WGKC-F
5 WLRW-F	CHR/AC	12 / 6.4	12.3	8.7	8.0	9.3	272 / 19.1	29.3	23.4	28 / 625	WLRW-F
5 WHMS-F	AC	12 / 6.4	5.6	10.7	6.6	7.2	221 / 15.6	17.1	20.1	17 / 296	WHMS-F
7 WQOB-F	CHR	11 / 5.8	7.2	5.1	5.6	5.7	263 / 18.5	24.0	17.0	16 / 368	WQOB-F
8 WPGU-F	AOR-NR	10 / 5.3	6.2	5.1	4.7	7.2	219 / 15.4	21.3	17.0	12 / 295	WPGU-F

12+ FM Share (Metro): 76.87% (113 of 147) (Fall 98: 79.11%)

18-34	18-49	25-54	35+	Wom 25-54	Men 25-54	12+ AMD	12+ Mid	12+ PMD	12+ Eve	12+ Wknd
1 WIXY-F	1 WIXY-F	1 WIXY-F	1 WDWS	1 WHMS-F	1 WGKC-F	1 WIXY-F <	1 WIXY-F	1 WIXY-F >	1 WIXY-F	1 WIXY-F
2 WPGU-F	2 WGKC-F <	2 WKIO-F	2 WIXY-F >	2 WIXY-F	1 WIXY-F >	2 WDWS >	2 WKIO-F <	2 WQOB-F	2 WHMS-F	2 WDWS >
3 WQOB-F	3 WLRW-F	3 WHMS-F	3 WKIO-F	3 WPGU-F	3 WGKC-F	3 WQOB-F	3 WDWS	2 WHMS-F	3 WQOB-F	3 WQOB-F
4 WGKC-F	4 WKIO-F	4 WLRW-F	4 WHMS-F	4 WLRW-F >	3 WDWS	4 WLRW-F	4 WLRW-F	2 WKIO-F <	4 WDWS	4 WKIO-F
4 WLRW-F	4 WPGU-F	5 WGKC-F >	5 WLS	5 WQOB-F	3 WKIO-F	5 WKIO-F	4 WGKC-F <	5 WGKC-F	5 WZNF-F	5 WGKC-F
6 WHMS-F	6 WHMS-F	6 WDWS	6 WGKC-F	6 WLS >>	3 WZNF-F	6 WHMS-F <	6 WHMS-F	5 WPGU-F <	6 WGKC-F	5 WHMS-F
	6 WQOB-F >	6 WQOB-F	7 WLRW-F		7 WQOB-F	7 WLS	7 WPGU-F <	7 WDWS	7 WPGU-F	5 WPGU-F
	8 WZNF-F	6 WLS	8 WZNF-F		7 WLS	8 WPGU-F	8 WQOB-F <	8 WLS	7 WLRW-F	5 WZNF-F
	8 WEBX-F	6 WZNF-F			7 WLRW-F >		8 WLRW-F >			5 WLRW-F >

Other Rated Stations				Metro Share	Cume Rating	TSA AQH Cume	Other Rated Stations--Outside Market				Metro Share	Cume Rating	TSA AQH Cume
WBCP	B/AC	1580	Urbana	2.7	4.6	5 66	WBBM	N	780	Chicago	0.5	2.5	3 99
WEBX-F	AOR	93.5	Tuscola	2.7	7.6	12 190	WDNL-F	AC	102.1	Danville	0.5	2.6	9 165
WZNF-F	C	95.3	Rantoul	3.2	8.8	6 187	WGKY-F	EZ	106.3	Gibson City	1.1	2.3	6 67
							WGN	FS/T	720	Chicago	1.1	2.8	9 144
							WIAI-F	C	99.1	Danville	1.6	3.6	20 229
							WLS	T	890	Chicago	3.7	5.8	19 241

AM Stations

WDWS	1400	1 kw	Talk	CBS, Westwd, ESPN	Christal	WHMS-F
------	------	------	------	-------------------	----------	--------

FM Stations

WGKC	105.9	3 kw @ 328	Classic AOR	ABC	---	AAA, pend.	Mahomet
WHMS	97.5	50 kw @ 358	AC	CBS	Christal	WDWS	
WIXY	100.3	13 kw @ 453	Country		Katz	Saga	
WKIO	92.5	11.5 kw @ 485	Oldies	Westwd, CNN	Interep	Saga, pend.	
WLRW	94.5	50 kw @ 390	CHR/AC		Katz	Saga	
WPGU	107.1	3 kw @ 235	New Rock	ABC	Katz	Daily Illini	
WQOB	96.1	3.8 kw @ 403	CHR		Banner	AAA, pend.	Rantoul

Notes: 12/99 WZNF-F changed from AOR to Country as WBNB-F . . . 2/00 WBNB-F, WGKC-F and WQOB-F (and their LMA of WEBX-F) sold to AAA Entertainment (Back Bay) for \$5,300,000 (Star) . . . 3/00 WKIO-F sold by TAK to Saga for \$7,000,000 (MVP)

CHARLOTTESVILLE, VA

Arbitron Rank 222	Pop (12+) 129,700	Stations 11 / 9	% Below Line: 4.1
Market TSL In Hours 15.75	Diaries: 450/288 1/50.2%	% Not Listed: 34.7	
Average Persons Rating: 11.3	Sample Target: 470	Total Retail Sales: \$1.57 Bil	

12+ Metro	Format	Fall 99 1/4 Share	Spg 99	Fall 98	Spg 98	Fall 97	12+ Metro Cume / Rtg	Spg 99	Fall 98	12+ TSA AQH / Cume	
1	WJVA-F	18 / 12.3	8.8	11.4	9.7	10.9	236 / 18.2	18.0	22.1	19 / 261	WJVA-F
2	WCYK-F	17 / 11.6	10.0	13.9	12.9	12.7	245 / 18.9	13.7	22.1	20 / 321	WCYK-F
3	WUVA-F	15 / 10.2	10.6	8.2	7.1	8.5	183 / 14.1	19.5	12.8	16 / 208	WUVA-F
4	WWVV-F	11 / 7.5	11.8	6.3	8.4	7.9	301 / 23.2	23.2	21.6	14 / 429	WWVV-F
5	WQMZ-F	8 / 5.4	4.7	4.4	5.1	6.7	228 / 17.6	17.5	18.1	11 / 254	WQMZ-F
6	WUMX-F	6 / 4.1	5.3	7.0	7.1	3.0	180 / 13.9	14.8	15.5	8 / 224	WUMX-F

12+ FM Share (Metro) 76.04% (73 of 96) (Fall 98: 77.98%)

18-34	18-49	25-54	35+	Wom 25-54	Men 25-54	12+ AMD	12+ Mid	12+ PMD	12+ Eve	12+ Wknd
1 WJVA-F	1 WCYK-F	1 WUVA-F	1 WJVA-F	1 WUVA-F	1 WWVV-F	1 WJVA-F	1 WJVA-F	1 WCYK-F	1 WUVA-F	1 WUVA-F
2 WCYK-F	2 WWVV-F	2 WCYK-F	2 WCYK-F	1 WCYK-F	1 WUVA-F	2 WCYK-F	2 WCYK-F	2 WJVA-F	2 WCYK-F	2 WCYK-F
3 WWVV-F	2 WUVA-F	3 WWVV-F	3 WUVA-F	3 WJVA-F	3 WCYK-F	3 WUVA-F	3 WUVA-F	3 WUVA-F	3 WWVV-F	3 WQMZ-F
4 WQMZ-F	4 WQMZ-F	3 WJVA-F	4 WWVV-F	4 WQMZ-F	4 WVSY-F	4 WWVV-F	4 WWVV-F	4 WWVV-F	4 WVSY-F	3 WJVA-F
5 WVSY-F	5 WUMX-F	5 WQMZ-F	4 WVAO-F	5 WWVV-F	4 WUMX-F	5 WQMZ-F	5 WQMZ-F	5 WUMX-F	5 WQMZ-F	5 WWVV-F
6 WUMX-F	6 WJVA-F	6 WVSY-F	4 WKAV	4 WJVA-F	4 WJVA-F	6 WUMX-F	6 WVAO-F	6 WQMZ-F	6 WVAO-F	5 WKAV
7 WVSY-F	7 WVSY-F	6 WUMX-F	7 WQMZ-F			7 WVAO-F	7 WVSY-F	7 WVSY-F	7 WVSY-F	7 WVAO-F
								7 WKAV		7 WUMX-F

Other Rated Stations				Metro Share	Cume Rating	TSA AQH Cume	Other Rated Stations--Outside Market				Metro Share	Cume Rating	TSA AQH Cume
WKAV	ST	140.1	Charlottesville	3.4	7.2	6 100	WKJS-F	B/C	104.7	Crowe	2.0	4.9	8 120
WVAO-F	O	102.3	Crozet	3.4	12.4	7 214	WQPO-F	CHR/AC	100.7	Harrisburg	2.0	8.3	3 126
WVSY-F	B/O	101.9	Ruckersville	3.4	9.2	13 202							

AM Stations:

WJVA	1070	5 kw (D/L-N)	Full Service	CBS, ABC	Katz	Charlottesville
WKAV	1400	1 kw	Standards		---	Crozet, pend

FM Stations

WCYK	99.7	3.25 kw @ 1693	Country		Ctr Chnl	Clear Channel	Staunton
WQMZ	95.1	6.1 kw @ 145	CHR/AC		Katz	Charlottesville	
WUMX	107.5	0.3 kw @ 981	AC		Alfred		
WJVA	92.7	0.75 kw @ 902	Black AC		---		
WVAO	102.3	1.03 kw @ 564	Oldies	Jones	Ctr Chnl	Clear Channel	Crozet
WVSY	101.9	6 kw @ 223	Black-Oldies	Jones	Ctr Chnl	Clear Channel	Ruckersville
WWVV	97.5	8.9 kw @ 1132	AOR		Christa	Charlottesville	

Note: WJVA, WQMZ and WWVV-F are operated by a JOA formed by Charlottesville Broadcasting and Eure Broadcasting. WUVA-F is LMA'd to WJVA/WQMZ-F / WWVV-F. 12/99 WKAV sold by Charlottesville Broadcasting and WCHV sold by Eure to Clear Channel for a total of \$900,000.

CHEYENNE, WY

Arbitron Rank 272 Pop (12+) 64,300	Stations 22 / 13	% Below Line: 18.4
Market TSL In Hours 20.00	Diaries: 436/147:1/61.5%	% Not Listed: 13.3
Average Persons Rating: 15.2	Sample Target: 400	Total Retail Sales: \$1.04 Bil.

12+ Metro	Format	Fall 99 1/4 Share	Spg 99	Fall 98	Spg 98	Fall 97	12+ Metro Cume / Rtg	Spg 99	Fall 98	12+ TSA AQH / Cume	
1 KIGN-F	AC	13 / 13.3	11.7	13.8	15.3	13.8	188 / 29.2	25.1	26.0	13 / 205	KIGN-F
2 KOLZ-F	C	8 / 8.2	9.6	13.8	14.3	19.7	155 / 24.2	17.2	26.5	8 / 163	KOLZ-F
3 KMUS-F	C	7 / 7.1	12.8	12.8	11.5	9.8	123 / 19.2	20.6	21.1	7 / 131	KMUS-F
4 KRRR-F	O	6 / 6.1	3.2	3.0	1.0	3.9	67 / 10.4	9.6	9.3	6 / 67	KRRR-F
4 KJLJ	ST	6 / 6.1	3.2	4.9	5.7	2.9	53 / 8.3	7.4	7.0	6 / 53	KJLJ
4 KGAB	T	6 / 6.1	5.3	3.9	2.9		68 / 10.6	10.9	9.3	6 / 76	KGAB
7 KOA	T/FS	5 / 5.1	3.2	2.0	1.9	1.0	69 / 10.7	8.7	7.9	6 / 81	KOA
7 KLEN-F	SAC	5 / 5.1	8.5	6.9	9.6	4.9	89 / 13.8	17.1	13.7	5 / 89	KLEN-F

12+ FM Share (Metro): 72.94% (62 of 85) (Fall 98: 78.89%)

18-34	18-49	25-54	35+	Wom 25-54	Men 25-54	12+ AMD	12+ Mid	12+ PMD	12+ Eve	12+ Wknd
1 KIGN-F >	1 KIGN-F >>	1 KIGN-F >>	1 KIGN-F	1 KIGN-F >	1 KIGN-F >>	1 KIGN-F >	1 KIGN-F >	1 KIGN-F >	1 KIGN-F >	1 KIGN-F >
2 KZCY-F >	2 KOLZ-F	2 KRRR-F	2 KRRR-F	2 KLEN-F	2 KRRR-F >	2 KOLZ-F	2 KGAB	2 KGAB	2 KGAB	2 KMUS-F
3 KOKS-F	3 KRRR-F	2 KOLZ-F	2 KJLJ	2 KOLZ-F >	3 KGAB	3 KMUS-F	2 KOLZ-F	3 KOLZ-F	2 KJLJ	2 KOLZ-F
3 KIMX-F	3 KLEN-F	4 KLEN-F	4 KGAB	4 KMUS-F >>	3 KMUS-F	4 KLEN-F	4 KRRR-F	4 KRRR-F	4 KRRR-F	4 KRRR-F
3 KOLZ-F	5 KGAB	4 KMUS-F	4 KOA		3 KOLZ-F >>	5 KRRR-F	4 KOA	5 KJLJ	2 KOLZ-F >	4 KJLJ
3 KMUS-F >>	5 KMUS-F	6 KGAB >	4 KOLZ-F			5 KOA	4 KJLJ	5 KMUS-F		4 KLEN-F
	5 KZCY-F >					7 KJLJ	4 KMUS-F	7 KOKS-F		
							8 KLEN-F	7 KLEN-F		

Other Rated Stations				Metro Share	Cume Rating	TSA AQH Cume	Other Rated Stations--Outside Market				Metro Share	Cume Rating	TSA AQH Cume
KCGY-F	C	95.1	Laramie	3.1	9.3	15 182	KALC-F	AC-NR	105.9	Denver	1.0	3.4	1 22
KFBC	FS	1240	Cheyenne	3.1	11.6	3 77	KBPI-F	AOR-NR	106.7	Denver	2.0	6.5	2 42
KIMX-F	AC/CHR	105.5	Laramie	2.0	10.9	7 183	KDJM-F	B/O	92.5	Greeley	1.0	3.1	1 20
KRAE	O	1480	Cheyenne	2.0	7.1	2 46	KPAW-F	CL HITS	107.9	Fort Collins	2.0	5.3	3 45
KRQU-F	AOR/CL	102.9	Laramie	2.0	7.1	5 84	KOKS-F	CHR	107.5	Lakewood, CO	3.1	7.8	4 54
KZCY-F	AOR-NR	104.9	Cheyenne	4.1	12.0	4 84	KRFX-F	CL AOR	103.5	Denver	1.0	3.0	1 19
							KTCL-F	AOR-P	93.3	Fort Collins	2.0	6.4	2 52
							KTLK	T/SPRTS	760	Thomton, CO	1.0	2.3	1 15

AM Stations

KGAB	650	8.6 kw/0.5 kw (DA-N)	Talk	TARN, Westwd	Eastman	Clear Channel	Orchard Valley
KJLJ	1370	1 kw/0.088 kw	Standards	CNN, Westwd	---		

FM Stations

KIGN	97.9	100 kw @ 580	AC	Eastman	Clear Channel	
KLEN	106.3	3 kw @ -3	Soft AC	---	Clear Channel	
KMUS	101.9	50 kw @ 492	Country	Eastman	Clear Channel	Burns
KOLZ	100.7	100 kw @ 490	Country	Eastman	Clear Channel	
KRRR	99.9	50 kw @ -20	Oldies	---		
KZCY	104.9	6 kw @ 0	New Rock	---	KRAE	

Notes: Other ranked stations -- See Denver in the Fall 1999 American Radio ... 3/00 KRRR-F sold to Mountain States for \$1,000,000

CHICO, CA

Arbitron Rank 191 Pop (12+) 172,400	Stations 25 / 14	% Below Line: 17.2
Market TSL In Hours 19.75	Diaries: 527/327:1/46.8%	% Not Listed: 23.7
Average Persons Rating: 14.4	Sample Target: 560	Total Retail Sales: \$1.69 Bil.

12+ Metro	Format	Fall 99 1/4 Share	Spg 99	Fall 98	Spg 98	Fall 97	12+ Metro Cume / Rtg	Spg 99	Fall 98	12+ TSA AQH / Cume	
1	KLRS-F	CHR	27 / 10.8	9.5	7.1	7.9	466 / 27.0	21.0	19.4	35 / 590	KLRS-F
2	KPAY	FS/T	15 / 6.0	11.0	8.4	7.1	202 / 11.7	16.0	13.2	15 / 253	KPAY
2	KALF-F	C	15 / 6.0	6.7	7.6	8.7	252 / 14.6	17.0	16.1	31 / 463	KALF-F
4	KCEZ-F	CL HITS	14 / 5.6	3.6	4.2	2.5	233 / 13.5	8.3	11.2	20 / 312	KCEZ-F
5	KTHU-F	CL AOR	12 / 4.8	4.3	3.4		174 / 10.1	8.3	7.4	14 / 273	KTHU-F
6	KRQR-F	AOR-NR	11 / 4.4	4.3	5.0	6.7	169 / 9.8	12.1	15.4	13 / 244	KRQR-F
7	KHSL-F	C	10 / 4.0	5.1	6.3	3.3	216 / 12.5	11.1	12.7	17 / 345	KHSL-F
7	KFBK	N/T	10 / 4.0	4.3	4.2	3.7	147 / 8.5	10.8	10.0	28 / 405	KFBK
9	KSPM-F	CHR	9 / 3.6	1.2	2.5	2.5	154 / 8.9	6.1	8.0	20 / 378	KSPM-F
10	KPPL-F	AC	8 / 3.2	4.7	3.4	6.7	161 / 9.4	11.0	9.4	14 / 279	KPPL-F
10	KKCY-F	C	8 / 3.2	2.0	1.3	2.5	88 / 5.1	4.9	6.2	30 / 319	KKCY-F
10	KFMF-F	AOR	8 / 3.2	3.2	6.3	2.9	192 / 11.1	13.9	16.7	12 / 264	KFMF-F

12+ FM Share (Metro): 74.74% (142 of 190) (Fall 98: 73.37%)

18-34	18-49	25-54	35+	Wom 25-54	Men 25-54	12+ AMD	12+ Mid	12+ PMD	12+ Eve	12+ Wknd
1 KLRS-F >	1 KLRS-F >	1 KTHU-F	1 KPAY	1 KLRS-F	1 KTHU-F >	1 KLRS-F	1 KPAY <	1 KLRS-F >	1 KLRS-F >>	1 KLRS-F >>
2 KFMF-F	2 KALF-F	1 KLRS-F	2 KCEZ-F	1 KALF-F	2 KFMF-F	2 KTHU-F <	2 KLRS-F	2 KALF-F	2 KRQR-F >	2 KCEZ-F <
3 KRQR-F	3 KTHU-F	1 KALF-F	2 KFBK	3 KCEZ-F	2 KALF-F	3 KALF-F <	3 KALF-F	3 KTHU-F	3 KKCY-F	3 KHSL-F
3 KSPM-F	4 KCEZ-F	4 KCEZ-F >	4 KTHU-F	4 KTHU-F	4 KCEZ-F	4 KCEZ-F	4 KCEZ-F	3 KCEZ-F <	3 KMXI-F	4 KSPM-F
3 KALF-F >>	5 KRQR-F	5 KFMF-F	4 KALF-F	4 KPPL-F	4 KLRS-F	4 KPAY >	5 KTHU-F <	5 KFMF-F	5 KSPM-F	4 KALF-F
	6 KSPM-F	5 KRQR-F	6 KKCY-F	6 KMXI-F	4 KPAY	6 KFMF-F	6 KHSL-F <	5 KPAY <	5 KALF-F	6 KRQR-F
	6 KFMF-F	7 KPPL-F	7 KJAZ	6 KRQR-F	7 KHSL-F	6 KFBK	7 KFBK	7 KPPL-F	7 KCEZ-F	7 KFBK
	8 KPPL-F	7 KPAY	7 KLRS-F	8 KSPM-F	7 KFBK >	8 KRQR-F <	8 KPPL-F <	7 KRQR-F <	7 KPAY	
	9 KHSL-F			8 KSTE		9 KSPM-F <	9 KJAZ	9 KHSL-F		
				8 KKCY-F >>		10 KKCY-F	9 KCTC <			

Other Rated Stations				Metro Share	Cume Rating	TSA AQH Cume	Other Rated Stations--Outside Market				Metro Share	Cume Rating	TSA AQH Cume
KJAZ	ST	1340	Oroville	2.8	6.3	8 112	KCTC	ST	1320	Sacramento	2.4	2.5	8 85
KMJE-F	AC	101.5	Gridley	0.8	4.3	5 204	KEWB-F	CHR/U	94.7	Anderson	0.8	2.6	12 146
KMXI-F	AC	95.1	Chico	2.8	10.3	10 267	KGO	T	810	San Francisco	0.8	3.3	4 103
KZAP-F	CL AOR	96.7	Paradise	1.2	5.5	11 137	KHTK	SPRTS	1140	Sacramento	0.8	2.4	8 108
							KHYL-F	B/O	101.1	Auburn	0.8	2.1	5 97
							KLNA-F	CHR/U	105.5	Dunnigan	0.8	2.1	6 124
							KNBR	SPRTS	680	San Francisco	0.4	2.5	2 89
							KNCQ-F	C	97.3	Redding	0.8	2.8	11 206
							KSTE	T	650	Rancho Cordova	2.0	5.1	10 217

AM Stations

KPAY	1290	5 kw (DA-N)	Full Service/Talk	Westwd, CBS	Katz	McCoy
------	------	-------------	-------------------	-------------	------	-------

FM Stations

KALF	95.7	7 kw @ 1265	Country		Christal	Regent	Red Bluff
KCEZ	100.7	50 kw @ 272	Classic Hits	ABC	Allied	Results	Corning
KFMF	93.9	2 kw @ 1128	AOR		Christal	Regent	
KHSL	103.5	1.61 kw @ 1250	Country		Katz	McCoy	Paradise
KKCY	103.1	1.3 kw @ 1965	Country	ABC	Allied	Results	Colusa
KLRS	92.7	1.5 kw @ 643	CHR		Allied	Results	
KMXI	95.1	8.17 kw @ 1170	AC		Katz	McCoy	
KPPL	107.5	28 kw @ 633	AC		Christal	Regent	Colusa
KRQR	106.7	25 kw @ 207	New Rock		Allied	Results	Orland
KTHU	102.1	25 kw @ 266	Classic AOR		Allied	Results	Los Molinos

Notes: Other ranked stations -- See Sacramento in the Fall 1999 American Radio ... 12/99 KZAP-F sold to Regent (price NA) ... 12/99 KZAP-F changed from Classic AOR to simulcast AOR KFMF-F ... 1/00 KPPL-F changed from AC to Modern AC (AC-NR) as KQPT-F ("The Point")

COLUMBIA, MO

Arbitron Rank 243 Pop (12+) 112,000	Stations 18 / 14	% Below Line: 3.3
Market TSL in Hours 17.75	Diaries: 477/235:1/53.4%	% Not Listed: 18.0
Average Persons Rating: 13.4	Sample Target: 440	Total Retail Sales: \$1.90 Bil.

12+ Metro	Format	Fall 99		Spg 99	Fall 98	Spg 98	Fall 97	12+ Metro Cume / Rtg	Spg 99	Fall 98	12+ TSA		
		1/4	Share								AQH	Cume	
1 KCLR-F	C	22 / 14.7	10.8	16.4	9.9	12.6	279 / 24.9	21.2	25.3	56 / 787		KCLR-F	
2 KFRU	FS/T	21 / 14.0	12.1	13.2	17.4	11.9	285 / 25.5	22.4	26.9	23 / 320		KFRU	
3 KTXY-F	CHR	20 / 13.3	16.5	10.7	9.9	11.2	354 / 31.6	37.6	28.2	70 / 964		KTXY-F	
4 KPLA-F	AC	13 / 8.7	10.2	8.2	8.7	10.4	221 / 19.7	22.7	22.0	32 / 545		KPLA-F	
5 KFMZ-F	AOR-NR	10 / 6.7	7.0	7.6	5.6	5.2	239 / 21.3	22.0	21.6	22 / 441		KFMZ-F	
6 KCMQ-F	CL AOR	9 / 6.0	8.9	5.0	5.0	6.7	189 / 16.9	21.2	16.2	25 / 461		KCMQ-F	
7 KOQL-F	O	6 / 4.0	3.8	5.0	6.8	3.7	166 / 14.8	11.3	14.9	19 / 344		KOQL-F	
7 KBXR-F	AOR-P	6 / 4.0	3.8	3.8	6.2	6.0	136 / 12.2	13.0	12.6	9 / 198		KBXR-F	

12+ FM Share (Metro): 80.49% (99 of 123) (Fall 98: 81.40%)

18-34	18-49	25-54	35+	Wom 25-54	Men 25-54	12+ AMD	12+ Mid	12+ PMD	12+ Eve	12+ Wknd
1 KTXY-F >	1 KCLR-F	1 KCLR-F >	1 KFRU	1 KCLR-F	1 KFRU	1 KFRU <	1 KCLR-F	1 KTXY-F <	1 KTXY-F >	1 KFRU <
2 KCLR-F	1 KTXY-F >	2 KFRU	2 KCLR-F >	2 KPLA-F >>	2 KCLR-F >	2 KCLR-F	2 KFRU	2 KCLR-F >	2 KPLA-F	2 KCLR-F
2 KFMZ-F >	3 KPLA-F	3 KPLA-F	3 KPLA-F >	3 KFRU	3 KCMQ-F	3 KTXY-F >	3 KTXY-F <	3 KFRU	3 KFMZ-F	3 KTXY-F >
4 KPLA-F	4 KFRU	4 KTXY-F	4 KCMQ-F	3 KTXY-F	3 KTXY-F >>	4 KPLA-F >	4 KPLA-F >	4 KFMZ-F <	3 KFRU	4 KPLA-F
4 KCMQ-F	5 KFMZ-F	5 KCMQ-F >	4 KOQL-F	5 KCMQ-F	5 KPLA-F	5 KFMZ-F <	5 KCMQ-F	5 KPLA-F	5 KCMQ-F	5 KFMZ-F >
4 KFRU	6 KCMQ-F	6 KBXR-F		5 KBXR-F >>	5 KFMZ-F	5 KCMQ-F	5 KFMZ-F	5 KCMQ-F >	5 KOQL-F	6 KCMQ-F
					5 KBXR-F		5 KBXR-F		7 KCLR-F >	6 KWWR-F
					5 KOQL-F >					6 KBXR-F

Other Rated Stations				Metro Share	Cume Rating	TSA AQH Cume	Other Rated Stations--Outside Market				Metro Share	Cume Rating	TSA AQH Cume
KFAL	C	900	Fulton	0.7	1.8	3 70	KATI-F	C	94.3	California	0.7	3.4	12 251
KMFC-F	REL-CC	92.1	Centralia	0.7	4.3	3 119	KJMO-F	AC	100.1	Jefferson City	1.3	6.0	6 233
KSSZ-F	AC	93.9	Fayette	1.3	4.4	3 70	KLTE-F	REL	107.9	Kirkville	0.7	2.2	2 76
KTGR	SPRIS	1580	Columbia	1.3	5.1	6 68	KRES-F	C	104.7	Moberly	0.7	2.2	7 177
KWWR-F	C	95.7	Mexico	2.7	7.0	50 449							
KZZT-F	O	105.5	Moberly	0.7	2.7	2 64							

AM Stations

KFRU	1400	1 kw	Full Service/Talk	ABC, Westwd, CBS	--	Germond/Baugher
------	------	------	-------------------	------------------	----	-----------------

FM Stations

KBXR	106.1	23 kw @ 722	Progressive AOR		--	Germond/Baugher	Ashland
KCLR	99.3	33.2 kw @ 591	Country		--	Zimmer	Boonville
KCMQ	96.7	18 kw @ 344	Classic AOR	Westwd, ABC	Banner	Zimmer	
KFMZ	98.3	23.7 kw @ 712	New Rock	ABC	Allied	Contemp. Media	
KOQL	102.3	2.2 kw @ 374	Oldies		--	Germond/Baugher	Ashland
KPLA	101.5	42 kw @ 1063	AC		--	Germond/Baugher	
KTXY	106.9	100 kw @ 1250	CHR	ABC	Mc-Guild	Zimmer	Jefferson City

Notes: 12/99 KLSC-F changed calls to KSSZ-F ("Kiss"); remains AC

COLUMBUS-STARKVILLE-WEST POINT, MS

Arbitron Rank 247	Pop (12+) 100,000	Stations 21 / 10	% Below Line: 29.4
Market TSL In Hours 18.00	Diaries: 523/191:1/47.5%	% Not Listed: 15.5	
Average Persons Rating: 12.9	Sample Target: 450	Total Retail Sales: \$0.87 Bil.	

12+ Metro	Format	Fall 99 1/4 Share	Spg 99	Fall 98	Spg 98	Fall 97	12+ Metro Cume / Rtg	Spg 99	Fall 98	12+ TSA AQH / Cume	
1	WMSU-F	B	14 / 10.8				193 / 19.3			19 / 246	WMSU-F
1	WACR-F	B	14 / 10.8				188 / 18.8			20 / 317	WACR-F
3	WMXU-F	BJAC	11 / 8.5				176 / 17.6			20 / 324	WMXU-F
4	WKOR-F	C	9 / 7.0				139 / 13.9			11 / 218	WKOR-F
5	WZBQ-F	CHR	8 / 6.2				185 / 18.5			19 / 409	WZBQ-F
5	WSYE-F	SAC	8 / 6.2				176 / 17.6			32 / 459	WSYE-F
7	WSMS-F	CL AOR	7 / 5.4				121 / 12.1			13 / 201	WSMS-F
8	WKOR	B/G	5 / 3.9				42 / 4.2			6 / 67	WKOR
8	WACR	B/G	5 / 3.9				57 / 5.7			10 / 88	WACR

12+ FM Share (Metro): 89.91% (98 of 109) (Fall 98: NA)

18-34	18-49	25-54	35+	Wom 25-54	Men 25-54	12+ AMD	12+ Mid	12+ PMD	12+ Eve	12+ Wknd
1 WMSU-F	1 WACR-F	1 WACR-F	1 WACR-F	1 WACR-F	1 WACR-F	1 WMSU-F	1 WACR-F	1 WMSU-F	1 WMSU-F >	1 WACR-F <
2 WACR-F	1 WMSU-F	2 WMXU-F	1 WMXU-F	1 WKOR-F	2 WSMS-F	2 WZBQ-F	2 WMSU-F <	2 WACR-F	2 WACR-F >	2 WMXU-F
3 WZBQ-F	3 WMXU-F	3 WKOR-F	3 WSYE-F	1 WMXU-F	2 WMXU-F >	2 WACR-F	3 WKOR-F	3 WZBQ-F	3 WSYE-F	3 WMSU-F >
4 WMXU-F	4 WSMS-F	4 WSYE-F	3 WKOR-F	4 WKOR	4 WZBQ-F	4 WKOR-F	4 WSYE-F	3 WKOR-F	4 WMXU-F	4 WSYE-F
4 WSMS-F	5 WZBQ-F	4 WMSU-F	3 WACR	4 WSYE-F	4 WSYE-F	5 WMXU-F	4 WSMS-F <	3 WMXU-F	5 WZBQ-F	4 WACR
6 WKOR-F	5 WSYE-F	4 WSMS-F >	6 WKOR	4 WMSU-F >	4 WKOR-F	6 WSYE-F	6 WMXU-F	6 WSYE-F	5 WTUG-F	4 WKOR-F
6 WSYE-F >	5 WKOR-F >>	7 WZBQ-F	6 WFCF-F	7 WZBQ-F	4 WMSU-F >>	6 WSMS-F >	7 WZBQ-F	6 WSMS-F >	7 WSMS-F >	7 WZBQ-F
		7 WKOR	8 WMSU-F	7 WSMS-F		8 WFCF-F	8 WAJV-F	8 WKOR		7 WSMS-F
		7 WACR >	8 WSMS-F >	7 WACR >			9 WACR	8 WACR		

Other Rated Stations				Metro Share	Cume Rating	TSA AQH Cume	Other Rated Stations--Outside Market				Metro Share	Cume Rating	TSA AQH Cume
WKBB-F	J	100.9	West Point	1.5	3.8	3 43	WJWV-F	G	98.9	Brooksville	2.3	4.9	3 73
WMBC-F	C	103.1	Columbus	2.3	7.9	8 158	WBHJ-F	B	95.7	Tuscaloosa	2.3	8.5	7 193
WSSO	SPRTS	1230	Starkville	0.8	3.2	1 32	WFCA-F	G	107.9	Ackerman	3.1	7.9	18 260
							WLSM-F	C	107.1	Louisville	1.5	3.7	7 133
							WLZA-F	AC	96.1	Eupora	2.3	5.5	9 170
							WTUG-F	B/AC	92.9	Tuscaloosa, AL	2.3	5.4	7 135
							WTXT-F	C	98.1	Fayette, AL	0.8	3.5	5 157
							WWMS-F	C	97.5	Oxford	1.5	4.2	19 248
							WZLQ-F	AC/CHR	98.5	Tupelo	0.8	4.0	4 129

AM Stations

WACR	1050	1 kw/0.047 kw	Black Gospel				---	WACR-F
WKOR	980	1 kw (Days)	Black Gospel			ABC	---	Cumulus

FM Stations

WACR	103.9	50 kw @ 492	Black				---	WACR
WJWV	98.9	5.8 kw @ 576	Gospel				---	WJWF Brooksville
WKOR	94.9	50 kw @ 492	Country			ABC	---	Cumulus
WMSU	92.1	3 kw @ 500	Black			ABC, WW1, USA	---	Cumulus
WMXU	106.1	40 kw @ 502	Black AC			Westwd	---	Cumulus
WSMS	99.9	47 kw @ 505	Classic AOR			ABC	---	Cumulus Artesia

Notes: This is the market's first Arbitron survey . . . The Metro Area consists of Clay, Lowndes and Oktibbeha counties, MS . . . WZBQ-F -- See Tuscaloosa, AL; WSYE-F -- See Tupelo, MS . . . WMBC-F is in an LMA-to-buy with Cumulus . . . 1/00 WMBC-F changed from Country to CHR as "Star 103"

COOKEVILLE, TN

Arbltron Rank 264 Pop (12+) 77,600	Stations 19 / 9	% Below Line: 19.9
Market TSL in Hours 19.75	Diarles: 425/183:1/54.3%	% Not Listed: 12.7
Average Persons Rating: 14.3	Sample Target: 380	Total Retail Sales: \$0.96 Bil.

12+ Metro	Format	Fall 99 1/4 Share	Spg 99	Fall 98	Spg 98	Fall 97	12+ Metro Cume / Rtg	Spg 99	Fall 98	12+ TSA AQH / Cume	
1	WGSQ-F	27 / 24.4	21.6	26.2	23.1	26.6	295 / 38.0	35.8	41.0	55 / 807	WGSQ-F
2	WKXD-F	12 / 10.9	8.3	12.7	16.0	13.7	230 / 29.6	24.1	26.5	35 / 588	WKXD-F
2	WGIC-F	12 / 10.9	12.4	10.0	8.0	9.2	181 / 23.3	24.7	20.7	21 / 342	WGIC-F
4	WBXE-F	9 / 8.1	4.1	0.9	1.8	1.8	107 / 13.7	10.1	5.0	13 / 136	WBXE-F
5	WHUB	5 / 4.5	5.0	5.4	8.9	6.4	71 / 9.2	10.6	11.5	5 / 77	WHUB
6	WZPC-F	4 / 3.6	2.5	0.9			79 / 10.2	7.2	3.4	8 / 172	WZPC-F
6	WNRO-F	4 / 3.6	4.1	8.1	8.9	0.9	79 / 10.1	13.2	15.9	12 / 236	WNRO-F

12+ FM Share (Metro): 89.58% (86 of 96) (Fall 98: 88.54%)

18-34	18-49	25-54	35+	Wom 25-54	Men 25-54	12+ AMD	12+ Mid	12+ PMD	12+ Eve	12+ Wknd
1 WKXD-F	1 WGSQ-F >>	1 WGSQ-F >>	1 WGSQ-F >>>	1 WGSQ-F >>>	1 WGSQ-F	1 WGSQ-F >>	1 WGSQ-F >>	1 WGSQ-F >>	1 WGSQ-F	1 WGSQ-F >>
2 WGSQ-F >	2 WGIC-F	2 WBXE-F	2 WGIC-F >	2 WGIC-F >	1 WBXE-F >>	2 WGIC-F	2 WBXE-F <	2 WKXD-F	1 WKXD-F >	2 WGIC-F
3 WGIC-F	2 WBXE-F <	3 WGIC-F >	3 WHUB	3 WKXD-F >	3 WKXD-F >	3 WHUB	3 WGIC-F	3 WGIC-F	3 WGIC-F	3 WKXD-F >>
3 WBXE-F	4 WKXD-F >>	4 WKXD-F >>	3 WBXE-F >	4 WBXE-F >	4 WGIC-F	3 WKXD-F <	3 WKXD-F >>>	4 WBXE-F >>	3 WRVW-F	4 WUSV-F
					4 WNRO-F >	5 WBXE-F >			5 WUSV-F	4 WHUB
									5 WBXE-F >	

Other Rated Stations				Metro Share	Cume Rating	TSA AQH Cume	Other Rated Stations--Outside Market				Metro Share	Cume Rating	TSA AQH Cume
WLIV	C	920	Livingston	1.8	7.4	3 74	WCLC-F	G	105.1	Jamestown, TN	1.8	2.0	4 53
WLIV-F	C	104.7	Monterey	0.9	6.5	2 73	WKDF-F	C	103.3	Nashville	0.9	3.6	6 133
WPTN	T	780	Cookeville	2.7	3.3	3 26	WRMX-F	O	96.3	Murfreesboro, TN	2.7	7.5	6 131
WUSV-F	C	95.9	Livingston	2.7	9.6	5 160	WRVW-F	CHR	107.5	Lebanon	2.7	10.3	4 139
							WSIX-F	C	97.9	Nashville	0.9	3.3	7 201
							WSM-F	C	95.5	Nashville	0.9	3.1	5 111
							WWTN-F	T	99.7	Manchester, TN	2.7	8.6	7 138

AM Stations

WHUB	1400	1 kw	Classic Country	CBS, Jones	Clr Chnl	Clear Channel
------	------	------	-----------------	------------	----------	---------------

FM Stations

WBXE	93.7	6.1 kw @ 659	Classic Hits	Westwd	--	WKXD-F	Baxter
WGIC	98.5	50 kw @ 492	AC/CHR	Jones	Clr Chnl	Clear Channel	
WGSQ	94.7	100 kw @ 1319	Country	ABC	Clr Chnl	Clear Channel	
WKXD	106.9	23 kw @ 735	CHR/AC	ABC	Katz	WBXE-F	Monterey

Notes: Other ranked stations -- See Nashville in the Fall 1999 American Radio

DANBURY, CT

Arbitron Rank 189 Pop (12+) 174,600	Stations 33 / 5	% Below Line: 50.7
Market TSL In Hours 19.25	Diaries: 531/329:1/49.9%	% Not Listed: 19.9
Average Persons Rating: 14.4	Sample Target: 580	Total Retail Sales: \$2.8 Bil

12+ Metro	Format	Fall 99 1/4 Share	Spg 99	Fall 98	Spg 98	Fall 97	12+ Metro Cume / Rtg	Spg 99	Fall 98	12+ TSA AQH / Cume		
1	WDAQ-F	AC	30 / 11.9	12.5	13.8	9.2	13.9	379 / 21.7	24.0	25.9	30 / 379	WDAQ-F
2	WLAD	FS	20 / 8.0	5.9	5.7	6.5	8.1	304 / 17.4	19.5	15.7	20 / 304	WLAD
3	WFAN	SPRTS	18 / 7.2	5.9	5.4	3.8	5.5	297 / 17.0	12.9	17.5	18 / 297	WFAN
3	WEZN-F	SAC	18 / 7.2	6.6	8.8	7.7	7.7	326 / 18.7	19.7	21.1	18 / 326	WEZN-F
5	WRKI-F	AOR	15 / 6.0	8.8	7.6	7.7	7.3	316 / 18.1	19.8	20.8	15 / 316	WRKI-F
6	WCBS	N	12 / 4.8	3.7	5.4	2.7	4.4	274 / 15.7	17.8	19.3	12 / 274	WCBS
7	WWYZ-F	C	10 / 4.0	3.7	3.1	3.1	2.2	144 / 8.2	10.6	6.0	10 / 144	WWYZ-F
8	WAXB-F	O	7 / 2.8	3.7	1.9	2.3	2.9	119 / 6.8	8.8	7.7	7 / 119	WAXB-F
9	WOR	T	6 / 2.4	1.8	4.2	1.5	2.2	112 / 6.4	4.5	6.0	6 / 112	WOR
9	WMRQ-F	AOR-NR	6 / 2.4	3.3	2.3	2.3	1.5	176 / 10.1	9.3	8.9	6 / 176	WMRQ-F
9	WEBE-F	AC	6 / 2.4	1.8	2.7	3.4	3.3	142 / 8.1	6.8	9.5	6 / 142	WEBE-F
9	WABC	T	6 / 2.4	2.9	2.3	2.3	1.8	102 / 5.9	7.5	6.7	6 / 102	WABC

12+ FM Share (Metro): 66.67% (134 of 201) (Fall 98: 70.14%)

18-34	18-49	25-54	35+	Wom 25-54	Men 25-54	12+ AMD	12+ Mid	12+ PMD	12+ Eve	12+ Wknd
1 WDAQ-F >>	1 WDAQ-F >>	1 WDAQ-F >	1 WLAD	1 WDAQ-F >	1 WFAN	1 WDAQ-F <	1 WDAQ-F >	1 WDAQ-F	1 WEZN-F >	1 WDAQ-F <
2 WEZN-F	2 WRKI-F <	2 WRKI-F <	2 WDAQ-F	2 WEZN-F	2 WDAQ-F >	2 WLAD	2 WLAD	2 WFAN	2 WDAQ-F >	2 WEZN-F
3 WFAN	3 WFAN <	3 WFAN <	3 WFAN	2 WRKI-F >	3 WRKI-F	3 WFAN >	3 WEZN-F	3 WEZN-F <	3 WSPK-F	3 WLAD
3 WRKI-F	4 WEZN-F >	4 WEZN-F >	4 WEZN-F	4 WLAD	4 WWYZ-F	4 WCBS <	3 WFAN <	4 WRKI-F	3 WFAN	3 WRKI-F
5 WMRQ-F >>	5 WWYZ-F	5 WWYZ-F	4 WCBS <	5 WWYZ-F	4 WPLR-F	5 WEZN-F	5 WRKI-F >	5 WABC	3 WMRQ-F	5 WFAN
	6 WPLR-F	5 WLAD	6 WRKI-F	5 WEBE-F >	4 WEZN-F	5 WRKI-F	6 WWYZ-F	5 WLAD <	3 WAXB-F	6 WWYZ-F
	6 WMRQ-F	7 WEBE-F	7 WWYZ-F		7 WAXB-F	7 WOR <	6 WCBS >	7 WCBS	7 WCBS	6 WCBS
	6 WLAD	7 WCBS	8 WOR		7 WCBS >	8 WWYZ-F	8 WABC	7 WWYZ-F	7 WWYZ-F	8 WQXR-F
		7 WPLR-F	8 WAXB-F						7 WRKI-F >	

Other Rated Stations				Metro Share	Cume Rating	TSA AQH	Cume	Other Rated Stations--Outside Market				Metro Share	Cume Rating	TSA AQH	Cume
WINE	C	940	Brookfield	0.8	2.9	2	50	WALK-F	AC	97.5	Patchogue, NY	0.4	2.0	1	35
								WCBS-F	O	101.1	New York	0.4	2.8	1	50
								WCCC-F	AOR	106.9	Hartford	0.4	2.7	1	47
								WDRC-F	O	102.9	Hartford	1.6	6.2	4	108
								WHTZ-F	CHR	100.3	Newark, NJ	0.8	4.7	2	82
								WHUD-F	AC	100.7	Peekskill, NY	0.4	3.4	1	59
								WICC	FS	600	Bridgeport	0.8	2.4	2	42
								WINS	N	1010	New York	0.4	2.1	1	37
								WKCI-F	CHR	101.3	Hamden	1.2	7.1	3	124
								WKSS-F	CHR	95.7	Meriden	0.8	5.2	2	91
								WKTU-F	CHR/U	103.5	Lake Success, NY	1.2	3.9	3	69
								WPLJ-F	CHR/AC	95.5	New York	0.8	3.2	2	57
								WPLR-F	AOR	99.1	New Haven	2.0	3.3	5	58
								WQCD-F	J	101.9	New York	0.4	1.8	1	32
								WQHT-F	U/CHR	97.1	New York	0.8	3.6	2	63
								WQXR-F	CL	96.3	New York	2.0	2.4	5	41
								WRCH-F	SAC	100.5	New Britain	0.4	2.8	1	49
								WSPK-F	CHR	104.7	Poughkeepsie, NY	1.2	5.9	3	103
								WXRK-F	T/MR	92.3	New York	1.2	5.0	3	88
								WZMX-F	B/O	93.7	Hartford	0.8	1.9	2	33

AM Stations

WLAD	800	1 kw/0.286 kw	Full Service	Talknt. Westwd	D&R	WREF/WDAQ-F
------	-----	---------------	--------------	----------------	-----	-------------

FM Stations

WAXB	105.5	0.9 kw @ 610	Oldies	Westwd	Sentry	Aurora	Patterson, NY
WDAQ	98.3	1.3 kw @ 460	AC		D&R	WLAD/WREF	
WRKI	95.1	50 kw @ 469	AOR		Sentry	Aurora	Brookfield

Notes: Other ranked stations -- See Bridgeport, Hartford or New York in the Spring 1999 American Radio . . . The market's Metro and Total survey areas are the same

DECATUR, IL

Arbltron Rank 254	Pop (12+) 94,000	Stations 18 / 8	% Below Line: 18.0
Market TSL In Hours 17.00		Diarles: 436/216:1/52.5%	% Not Listed: 18.1
Average Persons Rating: 12.3		Sample Target: 450	Total Retail Sales: \$1.27 Bil.

12+ Metro	Format	Fall 99 1/4 Share	Spg 99	Fall 98	Spg 98	Fall 97	12+ Metro Cume / Rtg	Spg 99	Fall 98	12+ TSA AQH / Cume	
1	WDZO-F	C	14 / 12.0	7.7			217 / 23.1	15.9		24 / 340	WDZO-F
2	WSOY	FS/T	13 / 11.2	9.2			227 / 24.1	17.4		14 / 244	WSOY
3	WYDS-F	CHR	12 / 10.3	13.1			208 / 22.1	25.2		14 / 265	WYDS-F
4	WEJT-F	AC	10 / 8.6	10.0			150 / 16.0	17.6		17 / 238	WEJT-F
5	WZNX-F	AOR	8 / 6.9	4.6			123 / 13.1	13.2		11 / 227	WZNX-F
6	WXFM-F	SAC	7 / 6.0	3.8			116 / 12.4	9.1		7 / 142	WXFM-F
7	WSOY-F	AC/CHR	6 / 5.2	8.5			173 / 18.4	22.1		8 / 229	WSOY-F

12+ FM Share (Metro): 83.16% (79 of 95) (Fall 98: NA)

18-34	18-49	25-54	35+	Wom 25-54	Men 25-54	12+ AMD	12+ Mid	12+ PMD	12+ Eve	12+ Wknd
1 WYDS-F >	1 WYDS-F >	1 WDZQ-F	1 WSOY <	1 WEJT-F	1 WZNX-F	1 WSOY	1 WDZQ-F	1 WYDS-F	1 WYDS-F >	1 WDZQ-F
2 WZNX-F	2 WZNX-F	2 WEJT-F	2 WDZQ-F >	2 WXFM-F	1 WDZQ-F >	2 WDZQ-F >	2 WSOY	2 WEJT-F	2 WDZQ-F	1 WYDS-F
3 WQLZ-F	3 WDZQ-F	3 WZNX-F	3 WEJT-F	2 WYDS-F >	3 WEJT-F	3 WZNX-F	3 WEJT-F <	3 WDZQ-F	2 WQLZ-F	3 WSOY >
3 WSOY-F >	3 WEJT-F >	3 WYOS-F	4 WXFM-F >	4 WDZQ-F >>	3 WSOY	4 WYDS-F	4 WYDS-F >	4 WZNX-F	2 WEJT-F	4 WEJT-F
5 WEJT-F	5 WQLZ-F	5 WSOY >	5 WZNX-F	3 WYDS-F >	4 WXFM-F	5 WXFM-F <	4 WSOY >	2 WSOY	5 WDKR-F	5 WDKR-F
5 WEBX-F	5 WSOY-F	6 WQLZ-F	6 WQQL-F	6 WQLZ-F	6 WEJT-F >	6 WZNX-F	6 WSOY-F	6 WZNX-F	6 WZNX-F	5 WXFM-F
5 WDKR-F >>	7 WSOY	6 WFMB-F	6 WYDS-F >	6 WSOY-F	7 WSOY-F >	6 WSOY-F >	7 WXFM-F	6 WXFM-F	7 WZNX-F	7 WZNX-F
	7 WFMB-F	6 WSOY-F		6 WDKR-F >>				6 WDKR-F >>	7 WIXY-F	7 WIXY-F
	7 WDKR-F >	6 WXFM-F >							7 WSOY-F >	7 WSOY-F >

Other Rated Stations				Metro Share	Cume Rating	TSA AQH Cume	Other Rated Stations--Outside Market				Metro Share	Cume Rating	TSA AQH Cume
WDKR-F	CL HITS	107.3	Maroa	3.4	8.3	4 98	WCZQ-F	C	105.5	Monticello	0.9	2.2	1 30
							WDBR-F	CHR	103.7	Springfield	0.9	3.7	6 110
							WEBX-F	AOR	93.5	Tuscola	1.7	3.5	2 48
							WFMB-F	C	104.5	Springfield	2.6	4.7	7 101
							WGN	FS/T	720	Chicago	0.9	3.0	2 50
							WIXY-F	C	100.3	Champaign	1.7	3.1	3 52
							WLS	T	890	Chicago	1.7	5.9	7 86
							WQLZ-F	AOR	92.7	Taylorville	3.4	6.8	7 123
							WQQL-F	O	101.9	Springfield	2.6	7.9	8 179
							WYXY-F	C	93.9	Lincoln	1.7	4.6	2 57

AM Stations

WSOY	1340	1 kw	Full Service/Talk	CBS, ABC, Westwd	Eastman	NextMedia, pend.
------	------	------	-------------------	------------------	---------	------------------

FM Stations

WDZQ	95.1	50 kw @ 500	Country	ABC	Allied	NextMedia, pend.
WEJT	105.1	13 kw @ 459	AC		--	Cromwell Shelbyville
WSOY	102.9	54 kw @ 450	AC/CHR	CBS, ABC	Eastman	NextMedia, pend.
WXFM	99.3	1.13 kw @ 497	Soft AC		--	WDKR-F Mount Zion
WYDS	93.1	6 kw @ 328	CHR		--	Cromwell
WZNX	106.7	9.5 kw @ 525	AOR		--	Cromwell Sullivan

Notes: Other ranked stations -- See Springfield, IL . . . 2/00 WZD (1050), WDZQ-F, WSOY-AF sold by Pinnacle to NextMedia as part of a \$75,000,000 group transaction (Star)

DOTHAN, AL

Arbitron Rank 184 Pop (12+) 181,000	Stations 23 / 17	% Below Line: 10.8
Market TSL In Hours 19.25	Diaries: 618/293:1/51.6%	% Not Listed: 14.7
Average Persons Rating: 14.3	Sample Target: 590	Total Retail Sales: \$2.1 Bil.

12+ Metro	Format	Fall 99 1/4 Share	Spq 99	Fall 98	Spq 98	Fall 97	12+ Metro Cume / Rtg	Spq 99	Fall 98	12+ TSA AQH / Cume		
1	WKMX-F	AC/CHR	40 / 15.5	10.8	10.1	10.3	8.1	476 / 26.3	25.2	25.1	62 / 746	WKMX-F
2	WDJR-F	C	32 / 12.4	13.4	14.4	14.1	16.9	500 / 27.6	24.6	27.7	64 / 850	WDJR-F
3	WTVY-F	C	25 / 9.7	6.0	10.5	9.9	9.9	374 / 20.7	18.5	23.9	48 / 714	WTVY-F
4	WOOF-F	AC	19 / 7.3	8.9	7.4	5.3	9.9	302 / 16.7	18.4	19.0	30 / 495	WOOF-F
5	WJUN-F	B	15 / 5.8	7.1	7.4	7.2	5.5	189 / 10.5	11.5	13.7	30 / 338	WJUN-F
6	WZHT-F	B	14 / 5.4	9.3	7.0	7.2	5.5	243 / 13.4	12.8	13.9	37 / 458	WZHT-F
6	WESP-F	CL HITS	14 / 5.4	6.7	4.3	5.7	6.3	187 / 10.3	13.9	13.5	28 / 353	WESP-F
8	WBCD-F	CHR	11 / 4.3	4.8	2.7	2.3	1.1	179 / 9.9	14.3	10.3	11 / 180	WBCD-F
9	WAGF-F	B/AC	6 / 2.3	1.5	3.1	1.9	0.7	116 / 6.4	3.7	6.8	7 / 158	WAGF-F
10	WYYX-F	AOR	5 / 1.9	2.6	2.7	3.0	2.6	126 / 7.0	6.8	8.0	20 / 345	WYYX-F
10	WWNT	N/T	5 / 1.9	1.5	1.2	0.8	1.1	50 / 2.8	3.2	2.8	5 / 61	WWNT
10	WRJM-F	SAC	5 / 1.9	1.9	3.5	4.9	4.4	111 / 6.1	6.6	8.3	16 / 231	WRJM-F
10	WIZB-F	REL-CC	5 / 1.9	2.2	1.9	2.7	1.8	74 / 4.1	6.3	4.8	5 / 90	WIZB-F

12+ FM Share (Metro): 94.57% (209 of 221) (Fall 98: 96.36%)

18-34	18-49	25-54	35+	Wom 25-54	Men 25-54	12+ AMD	12+ Mid	12+ PMD	12+ Eve	12+ Wknd
1 WKMX-F >	1 WKMX-F >	1 WKMX-F >	1 WKMX-F <	1 WKMX-F	1 WKMX-F >	1 WKMX-F	1 WKMX-F >	1 WKMX-F	1 WJUN-F <	1 WDJR-F <
2 WDJR-F	2 WDJR-F >	2 WDJR-F	2 WDJR-F	2 WDJR-F >	2 WESP-F	2 WDJR-F >	2 WTVY-F	2 WDJR-F >	2 WDJR-F <	2 WKMX-F <
3 WTVY-F	3 WESP-F	3 WOOF-F <	3 WTVY-F	3 WOOF-F	3 WTVY-F	3 WTVY-F >	2 WDJR-F <	3 WTVY-F <	3 WKMX-F	3 WTVY-F
4 WBCD-F	3 WOOF-F <	4 WTVY-F	4 WOOF-F >	4 WZHT-F	4 WDJR-F	4 WOOF-F	4 WOOF-F >	4 WOOF-F	4 WZHT-F	4 WZHT-F
4 WJUN-F	5 WTVY-F <	5 WESP-F	5 WESP-F	5 WTVY-F >	5 WOOF-F >	5 WESP-F	5 WESP-F	5 WJUN-F	5 WBCD-F	5 WJUN-F <
6 WESP-F	6 WJUN-F	6 WZHT-F	6 WZHT-F	6 WBCD-F	6 WJUN-F	6 WJUN-F	6 WZHT-F	6 WZHT-F <	6 WTVY-F	6 WOOF-F <
6 WOOF-F		7 WJUN-F	7 WJUN-F	6 WJUN-F		7 WBCD-F	7 WJUN-F	7 WBCD-F	7 WOOF-F	7 WESP-F
			8 WRJM-F	6 WWNT >		7 WZHT-F >		7 WESP-F >		8 WBCD-F

Other Rated Stations				Metro Share	Cume Rating	TSA AQH Cume	Other Rated Stations--Outside Market				Metro Share	Cume Rating	TSA AQH Cume
WAGF	B/G	1320	Dothan	1.2	1.7	3 31	WFSY-F	AC	98.5	Panama City	0.4	2.5	14 300
WOOF	SPRTS	560	Dothan	1.5	3.2	7 80	WLHR-F	CHR	107.9	Panama City	1.2	3.8	10 202
WQLS-F	CL AOR	103.9	Ozark	0.8	2.5	2 55	WMGR-F	CHR	97.3	Bainbridge, GA	0.4	2.9	7 236
WXUS-F	O	100.5	Ft. Rucker	1.5	3.6	4 73	WOLD-F	O	104.3	Luverne	1.5	4.0	10 200
WYDA-F	CHR	101.7	Graceville, FL	0.4	1.8	1 42							
WZTZ-F	C	101.1	Elba	0.8	3.7	2 76							

AM Stations

WWNT	1450	1 kw	News/Talk	CBS	--
------	------	------	-----------	-----	----

FM Stations

WAGF	101.3	1.15 kw @ 535	Black AC	--	WAGF/WJUN-F
WBCD	105.3	11.5 kw @ 485	CHR	Mc-Guild	Holladay Headland
WDJR	96.9	100 kw @ 1027	Country	Mc-Guild	Holladay Enterprise
WESP	102.5	10 kw @ 461	Classic Hits	Mc-Guild	Holladay
WIZB	94.3	19.5 kw @ 371	Contemp. Christian	Source, SRN	-- Abbeville
WJUN	92.1	2.55 kw @ 499	Black	AURN	-- WAGF-AF Columbia
WKMX	106.7	100 kw @ 1068	AC/CHR	Westwd	Mc-Guild Enterprise
WOOF	99.7	100 kw @ 984	AC	AP	Christal WOOF (AM)
WRJM	93.7	100 kw @ 853	Soft AC	USA	-- Geneva
WTVY	95.5	100 kw @ 1059	Country	ABC	Katz WQLS-F
WXUS	100.5	2.8 kw @ 476	Oldies	ABC	-- Ft. Rucker

Notes: Other ranked stations -- See Panama City or, in the Fall 1999 American Radio, Montgomery . . . 9/99 WQLS-F changed from Soft AC to Classic AOR . . . 3/00 WQLS (1210; Ozark) sold by WTVY for \$12,000

DUBUQUE, IA

Arbltron Rank	220	Pop (12+)	131,100	Stations	28 / 14	% Below Line:	14.0
Market TSL In Hours			22.50	Diarles:	532/246:1/61.6%	% Not Listed:	12.2
Average Persons Rating:			17.5	Sample Target:	540	Total Retail Sales:	\$1.62 Bil.

12+ Metro	Format	Fall 99 1/4 Share	Spg 99	Fall 98	Spg 98	Fall 97	12+ Metro Cume / Rtg	Spg 99	Fall 98	12+ TSA AQH / Cume	
1	WJOD-F	C	38 / 16.6	10.1	9.4	8.6	348 / 26.6	24.1	14.8	43 / 410	WJOD-F
2	KLYV-F	CHR	23 / 10.1	11.4	11.2	12.8	389 / 29.7	27.6	31.0	25 / 440	KLYV-F
3	KATF-F	AC	20 / 8.7	10.5	9.8	11.1	282 / 21.5	27.3	27.1	22 / 367	KATF-F
4	KDTH	FS	17 / 7.4	8.3	8.5	8.2	237 / 18.1	19.2	19.8	20 / 268	KDTH
5	KGRR-F	CL HITS	15 / 6.6	6.2	6.7	7.4	176 / 13.5	13.0	14.9	22 / 250	KGRR-F
6	WDBQ-F	O	13 / 5.7	4.0	5.8	5.8	179 / 13.7	15.3	15.4	13 / 193	WDBQ-F
7	WGLR-F	C	11 / 4.8	6.6	6.3	6.2	120 / 9.1	10.3	9.8	11 / 132	WGLR-F
7	KXGE-F	CL AOR	11 / 4.8	7.5	5.4	4.9	190 / 14.5	16.7	14.2	11 / 213	KXGE-F
9	KDST-F	C	8 / 3.5	1.3	2.2	2.9	45 / 3.4	3.0	3.7	12 / 95	KDST-F
10	KFMW-F	AOR	6 / 2.6	2.2	0.9	2.5	86 / 6.6	5.7	3.2	10 / 184	KFMW-F

12+ FM Share (Metro): 85.07% (171 of 201) (Fall 98: 80.41%)

18-34	18-49	25-54	35+	Wom 25-54	Men 25-54	12+ AMD	12+ Mid	12+ PMD	12+ Eve	12+ Wknd
1 KLYV-F	1 WJOD-F	1 WJOD-F	1 WJOD-F >	1 KATF-F	1 WJOD-F >	1 WJOD-F >	1 WJOD-F >	1 WJOD-F >	1 WJOD-F	1 WJOD-F
2 WJOD-F >	2 KLYV-F	2 KATF-F	2 KDTH	2 WJOD-F	2 KGRR-F >	2 KDTH	2 KATF-F	2 KLYV-F <	1 KLYV-F >	2 KLYV-F >
3 KATF-F >	3 KATF-F	3 KGRR-F	3 KATF-F	3 KLYV-F >	3 KXGE-F	2 KATF-F	3 KLYV-F	3 KATF-F	3 KGRR-F	3 KDTH
4 KGRR-F	4 KGRR-F >	4 KLYV-F	4 KGRR-F	4 KGRR-F	4 WDBQ-F	4 KLYV-F	4 KGRR-F <	4 KGRR-F	4 KXGE-F	4 WDBQ-F
4 KXGE-F	5 KXGE-F	5 WDBQ-F	4 WDBQ-F	4 WDBQ-F >	4 KATF-F	5 WGLR-F <	5 KDTH	5 KXGE-F	5 WDBQ-F	5 KDST-F
6 WGLR-F	5 WDBQ-F	6 KXGE-F	6 KDST-F	6 KDTH >	4 KFMW-F	6 KGRR-F	6 WDBQ-F	5 WDBQ-F	5 KATF-F	5 KATF-F
6 KFMW-F	7 WGLR-F	7 KDTH >	7 WGLR-F		7 KDTH	7 KXGE-F	7 KXGE-F	7 WGLR-F	7 KDTH	7 KGRR-F
			8 KLYV-F >		7 KLYV-F >	8 WDBQ-F >	7 WGLR-F	8 KDTH	7 KFMW-F	7 WGLR-F >

Other Rated Stations				Metro Share	Cume Rating	TSA AQH Cume	Other Rated Stations--Outside Market				Metro Share	Cume Rating	TSA AQH Cume		
KIYX-F	AC	106.1	Sageville, IA	1.7	3.0	4	42	KCTN-F	C	100.1	Garnavillo	1.7	2.4	22	91
WDBQ	T/SPRTS	1490	Dubuque	1.7	5.7	4	77	KKRQ-F	CL HITS	100.7	Iowa City	0.4	2.0	8	115
WPVL	ST	1590	Platteville, WI	0.9	3.8	2	61	KOEL-F	C	92.3	Oelwein, IA	0.4	2.1	3	57
WPVL-F	O	107.1	Platteville, WI	1.3	3.7	4	56	KOKZ-F	O	105.7	Waterloo	0.9	2.3	7	116
								WCCF	C	100.3	Savanna, IL	1.3	2.3	3	31
								WGN	FS/T	720	Chicago	1.7	2.9	4	49
								WIBA-F	AOR	101.5	Madison, WI	0.4	2.4	7	95
								WIZM-F	CHR	93.3	La Crosse, WI	0.4	2.9	4	73
								WLLR-F	C	103.7	Davenport, IA	0.9	2.2	10	79
								WMT	FS	600	Cedar Rapids	1.3	5.9	29	271
								WOLX-F	O	94.9	Baraboo, WI	0.4	3.5	6	92
								WQPC-F	C	94.3	Prairie du Chien, WI	1.3	3.8	11	133

AM Stations

KDTH	1370	5 kw (DA-N)	Full Service	CBS	Mc-Guild	Woodward
------	------	-------------	--------------	-----	----------	----------

FM Stations

KATF	92.9	100 kw @ 470	AC	CBS	Eastman	Woodward
KDST	99.3	3 kw @ 300	Country	ABC	--	Dyersville
KGRR	97.3	19 kw @ 380	Classic Hits	--	--	Epworth
KLYV	105.3	50 kw @ 330	CHR	Westwd	Allied	Cumulus
KXGE	102.3	2.4 kw @ 410	Classic AOR	Westwd	Allied	Cumulus
WDBQ	107.5	6 kw @ 328	Oldies	--	Allied	Cumulus
WGLR	97.7	3.9 kw @ 235	Country	ABC	--	Morgan Murphy
WJOD	103.3	6.6 kw @ 643	Country	Westwd	Allied	Cumulus

Notes: Other ranked stations -- See Waterloo-Cedar Falls in the Fall 1999 American Radio

EAU CLAIRE, WI

Arbitron Rank 231	Pop (12+) 120,700	Stations 17 / 13
Market TSL in Hours 20.50	Diaries: 507/238:1/63.5%	% Below Line: 10.9
Average Persons Rating: 15.2	Sample Target: 490	% Not Listed: 13.6
		Total Retail Sales: \$1.95 Bil.

12+ Metro	Format	Fall 99		Spq 99	Fall 98	Spq 98	Fall 97	12+ Metro Cume / Rtg	Spq 99	Fall 98	12+ TSA AQH / Cume	
		1/4	Share									
1	WAXX-F	C	32 / 17.4	18.2	16.7	14.4	20.2	362 / 30.0	31.9	32.2	100 / 1103	WAXX-F
2	WBIZ-F	CHR	22 / 12.0	9.1	7.2	6.7	6.4	463 / 38.4	26.1	35.0	34 / 747	WBIZ-F
3	WORB-F	C	21 / 11.4	11.6	12.8	13.4	10.1	286 / 23.7	23.7	26.4	32 / 456	WORB-F
4	WMEQ-F	CL AOR	15 / 8.2	5.5	6.7	6.7	4.3	179 / 14.8	15.6	15.8	21 / 268	WMEQ-F
4	WIAL-F	CHR/AC	15 / 8.2	10.6	12.8	12.9	11.7	327 / 27.1	29.0	33.3	32 / 550	WIAL-F
4	WATQ-F	C/O	15 / 8.2	4.0	4.4	5.7	5.9	146 / 12.1	9.1	10.6	20 / 265	WATQ-F
7	WECL-F	O	12 / 6.5	8.1	5.0	5.2	6.9	199 / 16.5	24.1	18.2	14 / 265	WECL-F
8	WCFW-F	SAC	5 / 2.7	4.5	4.4	4.1	3.2	89 / 7.4	11.5	9.4	12 / 160	WCFW-F

12+ FM Share (Metro): 91.82% (146 of 159) (Fall 98: 89.10%)

18-34	18-49	25-54	35+	Wom 25-54	Men 25-54	12+ AMD	12+ Mid	12+ PMD	12+ Eve	12+ Wknd
1 WBIZ-F	1 WBIZ-F	1 WAXX-F	1 WAXX-F >	1 WAXX-F	1 WAXX-F	1 WAXX-F >	1 WAXX-F	1 WAXX-F >	1 WIAL-F	1 WBIZ-F
2 WORB-F	1 WAXX-F	2 WORB-F	2 WATQ-F	2 WORB-F	2 WMEQ-F >	2 WORB-F <	2 WORB-F	2 WBIZ-F <	2 WBIZ-F	1 WAXX-F >
3 WIAL-F	3 WORB-F	3 WBIZ-F	3 WORB-F	3 WBIZ-F >	3 WATQ-F	3 WBIZ-F >	3 WMEQ-F <	3 WORB-F	2 WAXX-F >>	3 WIAL-F
4 WAXX-F	4 WMEQ-F >	3 WMEQ-F	4 WECL-F	4 WIAL-F	3 WORB-F	4 WMEQ-F <	4 WBIZ-F <	4 WATQ-F	4 WORB-F	3 WATQ-F
	5 WIAL-F	5 WATQ-F	5 WMEQ-F >	4 WECL-F	5 WBIZ-F	5 WIAL-F	5 WATQ-F	5 WIAL-F	4 WMEQ-F >	3 WORB-F
		5 WECL-F	6 WBIZ-F		6 WECL-F	5 WATQ-F	6 WECL-F	6 WECL-F <		6 WMEQ-F

Other Rated Stations				Metro Share	Cume Rating	TSA AQH Cume	Other Rated Stations--Outside Market				Metro Share	Cume Rating	TSA AQH Cume
WAXX-F	T	790	Eau Claire	1.6	6.7	4 97	KORS-F	CL AOR	92.5	Golden Valley, MN	1.1	2.6	5 108
WBIZ-F	SPRTS	1400	Eau Claire	1.1	3.9	2 48	WCCO	FS/T	830	Minneapolis	0.5	3.3	5 106
WEAQ	ST	1150	Chippewa Falls	2.2	3.6	5 56	WMEQ	T	880	Menomonie, WI	1.1	3.0	5 83
WEIO	ST	1050	Eau Claire	0.5	3.7	2 65							
WISM-F	CL AOR	98.1	Altoona	2.2	8.7	5 130							
WWIB-F	REL	103.7	Hallie	1.6	5.5	10 192							

AM Stations

WEAQ	1150	5 kw (Days)	Standards	ABC	Katz	Nelson	Chippewa Falls
------	------	-------------	-----------	-----	------	--------	----------------

FM Stations

WATQ	106.7	35 kw @ 584	Classic Country		--	Cumulus	Chetek
WAXX	104.5	100 kw @ 1830	Country	ABC	Katz	Nelson	
WBIZ	100.7	100 kw @ 740	CHR		--	Cumulus	
WCFW	105.5	3 kw @ 300	Soft AC	AP	--		Chippewa Falls
WECL	92.9	3.3 kw @ 446	Oldies	ABC	Katz	Nelson	Elk Mound
WIAL	94.1	85 kw @ 350	Hot AC		Katz	Nelson	
WMEQ	92.1	5.3 kw @ 465	Classic AOR	Westwd	Katz	Cumulus	Menomonie
WORB	95.1	7.8 kw @ 561	Country		--	Cumulus	Bloomer

Notes:

ELMIRA-CORNING, NY

Arbitron Rank 199	Pop (12+) 156,800	Stations 28 / 19	% Below Line: 12.4
Market TSL In Hours 19.00		Diaries: 436/360: 1/56.3%	% Not Listed: 24.0
Average Persons Rating: 14.3		Sample Target: 410	Total Retail Sales: \$1.82 Bil

12+ Metro	Format	Fall 99 1/4 Share	Spg 99	Fall 98	Spg 98	Fall 97	12+ Metro Cume / Rtg	Spg 99	Fall 98	12+ TSA AQH / Cume		
1	WNKI-F	23 / 10.2	9.2	9.1	13.1	13.2	395 / 25.2	24	1	24.1	40 / 627	WNKI-F
2	WLWY-F	19 / 8.4	9.6	9.1	8.4	11.5	344 / 21.9	19	1	20.2	26 / 445	WLWY-F
3	WPHD-F	14 / 6.2	2.8	2.9	1.9	1.3	140 / 8.9	7	4	10.1	16 / 224	WPHD-F
4	WGMM-F	13 / 5.8	5.5	4.5	2.8	3.8	253 / 16.1	10	1	17.3	14 / 343	WGMM-F
5	WOKN-F	12 / 5.3	7.8	7.0	6.5	5.1	179 / 11.4	14	4	11.6	21 / 279	WOKN-F
6	WVIN-F	10 / 4.4	3.2	3.7	7.0	4.3	158 / 10.1	7	1	8.1	10 / 158	WVIN-F
6	WNVE-F	10 / 4.4	3.2	3.3	1.4	3.0	129 / 8.2	5	7	6.3	18 / 216	WNVE-F
8	WENY-F	7 / 3.1	3.7	7.0	3.3	5.6	153 / 9.8	5.8	11.5		11 / 192	WENY-F
9	WNGZ-F	6 / 2.7	3.7	2.9	1.9	2.1	150 / 9.6	9.2	7	1	9 / 190	WNGZ-F
9	WLEA	6 / 2.7	2.8	1.7		2.1	60 / 3.9	3.2	3	4	6 / 68	WLEA
9	WCBA-F	6 / 2.7	1.4	2.5	3.3	2.6	92 / 5.9	4.9	6	8	8 / 132	WCBA-F

12+ FM Share (Metro): 89.93% (384 of 427) (Fall 98: 87.83%)

18-34	18-49	25-54	35+	Wom 25-54	Men 25-54	12+ AMD	12+ Mid	12+ PMD	12+ Eve	12+ Wknd
1 WPHD-F	1 WNKI-F >	1 WNKI-F	1 WNKI-F	1 WNKI-F >	1 WPHD-F >>	1 WNKI-F >	1 WNKI-F	1 WNKI-F <	1 WNKI-F >	1 WLWY-F
1 WNVE-F	2 WLWY-F	2 WPHD-F >	2 WGMM-F	2 WLWY-F >	2 WNKI-F	2 WVIN-F	2 WPHD-F	2 WLWY-F	2 WLWY-F	2 WNKI-F
3 WNKI-F	2 WPHD-F	3 WLWY-F	3 WOKN-F	3 WOKN-F	2 WGMM-F	2 WLWY-F	3 WLWY-F <	3 WPHD-F	3 WPHD-F	3 WGMM-F
4 WLWY-F >	4 WNVE-F	4 WGMM-F	4 WVIN-F	3 WGMM-F	2 WNGZ-F	4 WLEA	4 WGMM-F	4 WOKN-F	3 WOKN-F >	4 WOKN-F
5 WOKN-F	5 WOKN-F	5 WOKN-F	4 WLWY-F	5 WVIN-F	5 WVIN-F	5 WNVE-F	5 WNVE-F <	5 WGMM-F	5 WNVE-F	5 WVIN-F
6 WNGZ-F >	5 WVIN-F	6 WVIN-F	6 WLEA	6 WENY-F >	5 WLWY-F	5 WPHD-F <	6 WOKN-F >	6 WNVE-F	5 WGMM-F	6 WNVE-F
	7 WGMM-F	7 WENY-F	6 WPHD-F		5 WOKN-F	7 WGMM-F <	7 WCBA-F	7 WENY-F	7 WVIN-F	6 WIII-F
	8 WNGZ-F	7 WNGZ-F >	8 WCBA-F		5 WNVE-F >	8 WOKN-F <	7 WENY-F		7 WENY-F	6 WPHD-F
	8 WENY-F >		8 WENY-F			9 WNGZ-F				

Other Rated Stations				Metro Share	Cume Rating	TSA AQH Cume	Other Rated Stations--Outside Market				Metro Share	Cume Rating	TSA AQH Cume		
WABH	O	1380	Bath	1.8	3.4	4	53	WCMF-F	AOR	96.5	Rochester	0.9	2.5	5	69
WCBA	ST	1350	Corning	1.3	2.7	3	42	WHAM	FS/T	1180	Rochester	0.9	3.5	3	86
WCKR-F	C	92.1	Homell	1.8	4.6	6	113	WIII-F	CL AOR	99.9	Cortland	1.3	3.6	4	77
WELM	SPRST	1410	Elmira	0.4	3.3	2	57	WNUC-F	C	107.7	Wethersfield	0.9	3.0	8	135
WENY	T	1230	Elmira	1.3	4.3	4	72	WPXY-F	CHR	97.9	Rochester	1.3	2.3	3	57
WHHO	T	1320	Homell	0.9	2.2	2	39	WQNY-F	C	103.7	Ithaca	0.9	4.2	5	117
WKPQ-F	CHR	105.3	Homell	1.3	5.4	7	179	WYXL-F	AC	97.3	Ithaca	0.4	2.7	4	72
WPGI-F	C	100.9	Horseheads	1.8	7.7	6	186	WZKZ-F	C	101.9	Alfred	1.3	2.0	7	113
WWLZ	T	820	Horseheads	1.3	3.9	4	80								

AM Stations

WLEA	1480	2.5 kw @ 0.020 kw	Soft AC	ABC	--	WCKR-F	Homell
------	------	-------------------	---------	-----	----	--------	--------

FM Stations

WCBA	98.7	2 kw @ 393	AC	CNN, Westwd	Roslin	WCBA/WGMM-F	Coming
WENY	92.7	1.2 kw @ 716	AC	Westwd	Mc-Guild		
WGMM	97.7	1.3 kw @ 482	Oldies	ABC	Roslin	WCBA-AF	Big Flats
WKPQ	105.3	43 kw @ 530	New Rock	ABC	--		Homell
WLWY	94.3	1.75 kw @ 497	CHR	CBS, Westwd	Allied	Pembrook Pines	
WNGZ	104.9	1.15 kw @ 480	Classic AOR		K&P	SabreCom	Montour Falls
WNKI	106.1	50 kw @ 492	CHR		--	SabreCom	Coming
WOKN	99.5	2.65 kw @ 489	Country		Allied	Pembrook Pines	Southport
WPGI	100.9	3 kw @ 245	Country	ABC	Christal	SabreCom	Horseheads
WPHD	94.7	12 kw @ 482	Classic AOR		--		Tioga, PA
WVIN	98.3	2.75 kw @ 341	Hot AC	CBS	Allied	Pembrook Pines	Bath

Notes: Other ranked stations -- See Rochester, NY in the Fall 1999 American Radio . . . 2/00 WENY-AF sold by Green to White for \$1,500,000 (Kozacko)

FAYETTEVILLE (NW Arkansas)

Arbitron Rank 155	Pop (12+) 234,000	Stations 14 / 14	% Below Line: 0.0
Market TSL in Hours 17.75		Diaries: 607/386:1/51.4%	% Not Listed: 26.3
Average Persons Rating: 13.3		Sample Target: 590	Total Retail Sales: \$3.0 Bil.

12+ Metro	Format	Fall 99 1/4 Share	Spg 99	Fall 98	Spg 98	Fall 97	12+ Metro Cume / Rtg	Spg 99	Fall 98	12+ TSA AQH / Cume		
1	KKIX-F	C	36 / 11.5	12.2	21.2	15.4	17.3	561 / 24.0	25.4	26.2	47 / 758	KKIX-F
2	KMCK-F	CHR	34 / 10.9	13.1	6.7	9.2	7.6	633 / 27.0	24.9	21.3	44 / 811	KMCK-F
3	KEZA-F	AC	26 / 8.3	12.2	10.3	10.5	8.5	471 / 20.1	22.0	24.5	32 / 611	KEZA-F
4	KJEM-F	CL AOR	25 / 8.0	6.7	6.7	9.2	5.3	402 / 17.2	19.4	16.5	35 / 537	KJEM-F
5	KBVA-F	ST	19 / 6.1	8.5	5.8	5.9	5.3	275 / 11.8	11.3	13.0	20 / 298	KBVA-F
6	KFAY-F	C	17 / 5.4	3.7	6.7	4.3	3.8	261 / 11.2	10.2	11.6	21 / 336	KFAY-F
7	KMXF-F	AC/CHR	15 / 4.8	6.7	4.8	8.8	4.4	353 / 15.1	16.6	16.5	24 / 553	KMXF-F
8	KKEG-F	AOR/CL	12 / 3.8	3.7	3.5	3.3	7.9	226 / 9.6	9.8	9.9	15 / 277	KKEG-F
9	KBRS-F	AOR-NR	10 / 3.2	3.4	4.2	2.6	3.5	221 / 9.5	9.2	9.6	11 / 253	KBRS-F

12+ FM Share (Metro): 89.57% (206 of 230) (Fall 98: 94.57%)

18-34	18-49	25-54	35+	Wom 25-54	Men 25-54	12+ AMD	12+ Mid	12+ PMD	12+ Eve	12+ Wknd
1 KMCK-F >>	1 KMCK-F <	1 KKIX-F	1 KKIX-F >	1 KKIX-F	1 KKIX-F	1 KKIX-F	1 KKIX-F	1 KKIX-F <	1 KMCK-F >>	1 KMCK-F
2 KMXF-F	2 KJEM-F	2 KJEM-F	2 KEZA-F	2 KEZA-F <	2 KJEM-F >	2 KJEM-F	2 KMCK-F <	2 KMCK-F	2 KKIX-F	2 KKIX-F
2 KKIX-F	3 KKIX-F	3 KEZA-F	2 KBVA-F	3 KMCK-F	3 KKEG-F	3 KMCK-F	3 KEZA-F	3 KJEM-F <	2 KFAY-F	3 KEZA-F
4 KKEG-F	4 KEZA-F	4 KMCK-F	4 KJEM-F >	3 KJEM-F >	4 KMCK-F	4 KEZA-F >	4 KJEM-F	4 KEZA-F	2 KEZA-F	4 KBVA-F
4 KJEM-F	5 KMXF-F	5 KFAY-F	5 KFAY-F	5 KMXF-F	4 KEZA-F	5 KFAY-F	5 KBVA-F	5 KBVA-F	5 KMXF-F	5 KKEG-F <
6 KEZA-F	6 KKEG-F	6 KMXF-F <	6 KURM	5 KFAY-F >>	6 KFAY-F	6 KURM	6 KMXF-F <	6 KFAY-F	5 KBVA-F	6 KMXF-F
	6 KFAY-F >	7 KKEG-F >	6 KAMO-F		7 KMXF-F	6 KMXF-F	7 KFAY	7 KMXF-F	7 KJEM-F	6 KJEM-F
		8 KAMO-F >			7 KFAY	6 KBVA-F	8 KFAY-F <	8 KFAY	7 KBRS-F >	6 KFAY-F >
					9 KAMO-F >	6 KAMO-F <	9 KKEG-F	9 KAMO-F		

Other Rated Stations			Metro Share	Cume Rating	TSA AQH Cume
KAMO-F	O	94.3 Rogers	2.9	11.3	12 335
KFAY	N/T	1030 Farmington	2.9	7.7	11 195
KREB-F	SPRTS	99.5 Huntsville	1.0	2.2	3 69
KURM	N/T	790 Rogers	2.9	4.0	10 121
KZRA	SP-C	1590 Springdale	1.9	2.7	6 62

AM Stations

KFAY	1030	10 kw/1 kw (DA-2)	News/Talk	Westwd. ABC	Roslin	Cumulus	Farmington
KURM	790	5 kw/0.5 kw (DA-N)	News/Talk	CBS	---	---	Rogers

FM Stations

KAMO	94.3	25.1 kw @ 692	Oldies	---	Cumulus	Rogers
KBRS	104.9	2.75 kw @ 485	New Rock	---	KREB-AF	Springdale
KBVA	106.5	37 kw @ 567	Standards	CNN	---	Bella Vista
KEZA	107.9	100 kw @ 1259	AC	Banner	AMFM	
KFAY	98.3	100 kw @ 617	Country	Roslin	Cumulus	Bentonville
KJEM	93.3	100 kw @ 492	Classic AOR	Sentry	AMFM	Seligman, MO
KKEG	92.1	7.6 kw @ 531	AOR/Classic AOR	AP	Roslin	Cumulus
KKIX	103.9	100 kw @ 482	Country	Katz	AMFM	
KMCK	105.7	100 kw @ 476	CHR	Christal	Cumulus	Siloam Springs
KMXF	101.9	50 kw @ 492	AC/CHR	Katz	AMFM	Lowell

Notes: 9/99 KBRS-F and KREB-AF sold by Hochman to Butler for \$1,500,000 . . . 3/00 KMXF-F changed from Hot AC to CHR

FLORENCE-MUSCLE SHOALS, AL

Arbitron Rank	240	Pop (12+)	116,500	Stations	22 / 12	% Below Line:	26.3
Market TSL in Hours			20.25	Diarles:	476/245:1/46.4%	% Not Listed:	12.9
Average Persons Rating:			14.7	Sample Target:	490	Total Retail Sales:	\$1.44 Bil.

12+ Metro	Format	Fall 99 1/4 Share	Spg 99	Fall 98	Spg 98	Fall 97	12+ Metro Cume / Rtg	Spg 99	Fall 98	12+ TSA AQH / Cume	
1	WQLT-F	AC	20 / 11.7				279 / 24.0			33 / 496	WQLT-F
2	WXFL-F	C	14 / 8.2				181 / 15.5			20 / 224	WXFL-F
3	WVNA-F	CL AOR	13 / 7.6				166 / 14.2			19 / 320	WVNA-F
4	WZYP-F	CHR	11 / 6.4				213 / 18.3			27 / 568	WZYP-F
5	WBTG-F	G	10 / 5.8				117 / 10.0			13 / 200	WBTG-F
6	WLAY-F	C	9 / 5.3				191 / 16.4			11 / 272	WLAY-F
7	WZZA	B	8 / 4.7				78 / 6.7			8 / 78	WZZA
7	WMSR-F	AC/CHR	8 / 4.7				182 / 15.7			12 / 287	WMSR-F
7	WKGL-F	O	8 / 4.7				155 / 13.3			9 / 196	WKGL-F
10	WSBM	B/AC	6 / 3.5				74 / 6.3			6 / 74	WSBM
10	WDRM-F	C	6 / 3.5				132 / 11.3			24 / 426	WDRM-F
12	WVNA	T/SPRTS	5 / 2.9				90 / 7.8			5 / 94	WVNA
12	WRSA-F	SAC	5 / 2.9				81 / 6.9			8 / 133	WRSA-F

12+ FM Share (Metro): 81.88% (122 of 149) (Fall 98: NA)

18-34	18-49	25-54	35+	Wom 25-54	Men 25-54	12+ AMD	12+ Mid	12+ PMD	12+ Eve	12+ Wknd
1 WVNA-F	1 WQLT-F	1 WQLT-F >	1 WQLT-F	1 WQLT-F >>	1 WVNA-F	1 WQLT-F	1 WQLT-F >	1 WQLT-F >	1 WQLT-F	1 WZZA
1 WQLT-F >	2 WVNA-F >	2 WVNA-F >	2 WXFL-F <	2 WXFL-F	2 WQLT-F >>	2 WBTG-F	2 WXFL-F	2 WXFL-F	2 WZYP-F >	2 WZYP-F
3 WLAY-F	3 WLAY-F	3 WXFL-F	3 WBTG-F	3 WVNA-F	3 WLAY-F >	3 WXFL-F	3 WVNA-F	2 WVNA-F <	3 WVNA-F	3 WBTG-F
3 WMSR-F	3 WXFL-F	4 WLAY-F	4 WZZA	3 WZYP-F	4 WBTG-F	4 WMSR-F	4 WLAY-F <	4 WZYP-F	4 WSBM	3 WQLT-F
3 WZYP-F	3 WZYP-F	5 WKGL-F	4 WKGL-F	5 WKGL-F	4 WFIX-F	4 WVNA-F <	5 WZZA <	5 WKGL-F <	4 WXFL-F	3 WXFL-F
6 WFIX-F	6 WMSR-F	5 WZYP-F	4 WVNA-F >	5 WLAY-F	4 WSBM	6 WLAY-F	6 WKGL-F	6 WLAY-F	4 WKGL-F	3 WVNA-F
6 WXFL-F >	7 WKGL-F	7 WDRM-F	7 WLAY-F		4 WVNA	7 WZYP-F	7 WZYP-F <	6 WVNA	7 WRSA-F	7 WMSR-F
	8 WSBM	7 WFIX-F	7 WRSA-F		4 WXFL-F	8 WSBM	8 WVNA	8 WDRM-F	7 WBTG-F	8 WKGL-F
	8 WDRM-F	7 WMSR-F			4 WDRM-F	9 WDRM-F	8 WBTG-F	9 WMSR-F	7 WMSR-F	
	8 WFIX-F				4 WKGL-F >>	9 WKGL-F				

Other Rated Stations				Metro Share	Cume Rating	TSA AQH Cume	Other Rated Stations--Outside Market				Metro Share	Cume Rating	TSA AQH Cume
WBTG	REL	1290	Sheffield	1.8	3.4	3 40	WAHR-F	AC	99.1	Huntsville	1.2	3.2	5 101
WFIX-F	REL-CC	93.9	Rogersville	2.3	6.2	5 102	WEUP-F	B	92.1	Minor Hill, TN	2.3	4.9	5 70
WLAY	C/O	1450	Florence	2.3	6.2	4 72	WJOR-F	C	101.5	St. Joseph, TN	1.8	4.2	7 115
							WRAX-F	AOR-NR	107.7	Birmingham	1.8	5.1	5 93
							WVNN	T	770	Athens	0.6	2.8	1 32
							WXXI-F	C	103.1	Moulton	1.2	2.1	4 135

AM Stations

WSBM	1340	1 kw	Black AC	ABC	---	Big River
WVNA	1590	5 kw/1 kw (DA-N)	Talk/Sports	ABC, Westwd	---	Cumulus Tuscumbia
WZZA	1410	0.5 kw/0.051 kw	Black	AURN	---	Tuscumbia

FM Stations

WBTG	106.3	6 kw @ 682	Gospel	USA	---	WBTG Sheffield
WKGL	97.7	4.5 @ 430	Oldies	---	---	Cumulus Russellville
WLAY	105.5	1.05 kw @ 741	Country	Westwd	Regional	Cumulus
WMSR	94.9	7.7 kw @ 594	Hot AC	---	---	Malkan Collinwood, TN
WQLT	107.3	100 kw @ 1001	AC	ABC	---	Big River
WVNA	100.3	100 kw @ 246	Classic AOR	Westwd	---	Cumulus Tuscumbia
WXFL	96.1	2.45 kw @ 518	Country	ABC	---	Big River

Notes: This is the market's first Arbitron survey . . . The metro area consists of Colbert and Lauderdale counties, AL . . . Other ranked stations - See Huntsville in the Fall 1999 American Radio . . . 10/99 WVNA-AF sold to Cumulus for \$5,000,000 . . . 3/00 WLAY-F and WVNA-F swapped facilities: WLAY-F moved to 100.3; WVNA-F, to 105.5

FLORENCE, SC

Arbitron Rank 198	Pop (12+) 159,000	Stations 21 / 14	% Below Line: 12.6
Market TSL In Hours 21.00		Diarles: 534/298:1/48.2%	% Not Listed: 22.3
Average Persons Rating: 15.5		Sample Target: 550	Total Retail Sales: \$2.0 Bil.

12+ Metro	Format	Fall 99 1/4 Share	Spg 99	Fall 98	Spg 98	Fall 97	12+ Metro Cume / Rtg	Spg 99	Fall 98	12+ TSA AQH / Cume	
1	WYNN-F	B	26 / 10.5	13.3	16.3	12.5	312 / 19.6	23.9	25.8	39 / 585	WYNN-F
2	WJMX-F	CHR	19 / 7.7	8.3	8.3	11.1	332 / 20.9	20.6	23.8	30 / 496	WJMX-F
3	WWDM-F	B	17 / 6.9	5.1	5.4	3.7	262 / 16.5	18.1	16.9	35 / 438	WWDM-F
4	WYNN	B/G	15 / 6.1	10.6	10.4	13.0	160 / 10.0	16.1	15.2	16 / 170	WYNN
4	WHLZ-F	C	15 / 6.1	6.4	4.6	6.9	181 / 11.4	14.9	17.0	21 / 271	WHLZ-F
6	WMXT-F	CL AOR	13 / 5.3	5.5	2.5	2.8	174 / 11.0	11.0	8.3	20 / 258	WMXT-F
6	WEGX-F	C	13 / 5.3	4.1	2.9	4.6	192 / 12.1	11.9	9.7	30 / 426	WEGX-F
8	WSON-F	B/O	11 / 4.5	3.7	4.2	5.1	173 / 10.9	7.5	9.2	13 / 208	WSON-F
9	WBZF-F	B/G	10 / 4.0	2.8	2.1	2.8	171 / 10.7	9.3	8.0	19 / 273	WBZF-F
10	WDAR-F	SAC	9 / 3.6	4.1	4.2	5.1	179 / 11.3	10.2	11.1	11 / 254	WDAR-F
11	WJMX	N/T	8 / 3.2	2.8	3.8	3.7	69 / 4.3	6.1	8.2	9 / 101	WJMX

12+ FM Share (Metro): 88.02% (169 of 192) (Fall 98: 81.52%)

18-34	18-49	25-54	35+	Wom 25-54	Men 25-54	12+ AMD	12+ Mid	12+ PMD	12+ Eve	12+ Wknd
1 WJMX-F	1 WJMX-F	1 WYNN <	1 WYNN	1 WYNN	1 WMXT-F >	1 WJMX-F	1 WHLZ-F <	1 WYNN-F	1 WYNN-F >>	1 WYNN-F
1 WYNN-F >>	1 WYNN-F	2 WMXT-F	2 WHLZ-F	2 WWDM-F	2 WSON-F	2 WMXT-F	2 WJMX-F	2 WJMX-F	2 WWDM-F	2 WYNN
3 WMXT-F	3 WWDM-F	3 WSON-F	3 WWDM-F	2 WHLZ-F	2 WYNN	3 WWDM-F	3 WSON-F	3 WWDM-F	3 WJMX-F	3 WWDM-F
3 WWDM-F	4 WSON-F	3 WWDM-F	3 WYNN-F	4 WSON-F	2 WWDM-F	3 WYNN <	3 WYNN-F <	4 WHLZ-F	4 WYNN	4 WJMX-F
5 WEGX-F	4 WMXT-F	5 WBZF-F	5 WSON-F	4 WJMX-F	5 WEGX-F >	5 WYNN-F <	5 WJMX <	5 WEGX-F <	5 WDAR-F >	5 WBZF-F
5 WHLZ-F	6 WYNN	5 WEGX-F	5 WEGX-F	4 WYNN-F		6 WEGX-F	6 WEGX-F <	6 WSON-F	6 WMXT-F	6 WHLZ-F
7 WDAR-F	7 WEGX-F	5 WHLZ-F	5 WMXT-F	4 WBZF-F		7 WHLZ-F	7 WMXT-F	6 WMXT-F	6 WCMG-F	7 WEGX-F
7 WBZF-F	7 WBZF-F	5 WJMX-F	8 WBZF-F			8 WBZF-F	7 WYNN	8 WYNN	6 WHLZ-F	8 WSON-F
7 WSON-F >	9 WHLZ-F	5 WYNN-F				9 WDAR-F <	9 WWDM-F <			8 WCMG-F
	10 WDAR-F	10 WWFN-F >				10 WWFN-F	10 WWFN-F <			8 WDAR-F

Other Rated Stations				Metro Share	Cume Rating	TSA AQH Cume	Other Rated Stations--Outside Market				Metro Share	Cume Rating	TSA AQH Cume
WCMG-F	B/A/C	94.3	Marion	2.4	8.0	11 261	WCOS-F	C	97.5	Columbia	0.4	2.0	1 45
WFSF-F	AC/CHR	100.5	Marion	2.0	5.5	5 103	WICI-F	B/A/C	94.7	Sumter	0.4	2.9	3 112
WGSS-F	B/G	94.1	Kingstree	1.6	2.5	5 92	WSTS-F	G	100.9	Fairmont, NC	0.8	2.5	3 69
WWFN-F	O	100.1	Lake City	2.8	7.3	9 179	WWKT-F	B/O	99.3	Kingstree	0.4	2.1	4 116
							WWXM-F	CHR	97.7	Garden City	2.0	5.3	7 170
							WYAV-F	AOR/CL	104.1	Myrtle Beach	1.6	3.4	7 93

AM Stations

WJMX	970	10 kw/3 kw (DA-N)	News/Talk	ABC	Mc-Guild	Root
WYNN	540	0.25 kw/0.166 kw	Black Gospel	AURN	Eastman	Cumulus

FM Stations

WBZF	98.5	20 kw @ 136	Black Gospel	Jones	Interp	Cumulus	Hartsville
WDAR	105.5	17 kw @ 400	Soft AC		--	Root	Darlington
WEGX	92.9	100 kw @ 1800	Country	ABC, UBN	--	Root	Dillon
WHLZ	92.5	98.2 kw @ 1170	Country	AP	Eastman	Cumulus	Manning
WJMX	103.3	50 kw @ 492	CHR	ABC	Mc-Guild	Root	Cheraw
WMXT	102.1	50 kw @ 492	Classic AOR	ABC	--	Cumulus	Pamplico
WSON	102.9	2.9 kw @ 466	Black Oldies		Mc-Guild	Root	Scranton
WYNN	106.3	6 kw @ 328	Black	AURN	Eastman	Cumulus	

Notes: WWDM-F - See Columbia, SC in the Fall 1999 American Radio

FORT COLLINS-GREELEY, CO

Arbitron Rank 132	Pop (12+) 300,000	Stations 30 / 8	% Below Line: 56.4
Market TSL in Hours 19.75		Diaries: 638/470:1/53.8%	% Not Listed: 19.0
Average Persons Rating: 14.9		Sample Target: 620	Total Retail Sales: \$4.1 Bil.

12+ Metro	Format	Fall 99 1/4 Share	Spq 99	Fall 98	Spq 98	Fall 97	12+ Metro Cume / Rtg	Spq 99	Fall 98	12+ TSA AQH / Cume	
1	KRFX-F	36 / 8.0	9.7	8.7	8.3	6.7	565 / 18.8	17.1	16.1	36 / 565	KRFX-F
2	KUAD-F	32 / 7.1	7.3	6.0	5.1	8.0	425 / 14.2	15.8	13.5	32 / 425	KUAD-F
3	KTRR-F	26 / 5.8	5.2	6.2	5.6	3.0	358 / 11.9	12.0	12.1	26 / 358	KTRR-F
4	KOA	24 / 5.4	5.9	6.2	4.9	6.5	521 / 17.4	14.8	19.6	24 / 521	KOA
4	KALC-F	24 / 5.4	5.4	3.9	6.3	4.5	465 / 15.5	17.4	16.0	24 / 465	KALC-F
6	KPAW-F	23 / 5.1	2.6	3.4	3.1	4.2	249 / 8.3	10.0	8.7	23 / 249	KPAW-F
7	KTCL-F	19 / 4.2	2.6	2.8	3.1	2.5	421 / 14.0	11.3	10.7	19 / 421	KTCL-F
7	KBPI-F	19 / 4.2	4.0	2.8	4.3	4.0	397 / 13.2	11.5	8.3	19 / 397	KBPI-F
9	KXKL-F	18 / 4.0	2.4	3.7	4.9	4.0	342 / 11.4	12.4	11.9	18 / 342	KXKL-F
10	KBCO-F	17 / 3.8	3.1	1.8	2.5	2.0	305 / 10.2	9.3	6.9	17 / 305	KBCO-F
11	KQKS-F	13 / 2.9	3.8	3.4	3.8	2.7	283 / 9.4	11.8	8.6	13 / 283	KQKS-F
12	KOSI-F	11 / 2.5	3.3	2.8	3.8	3.7	291 / 9.7	8.4	8.9	11 / 291	KOSI-F
13	KYGO-F	10 / 2.2	4.3	2.8	2.7	4.2	273 / 9.1	8.5	9.5	10 / 273	KYGO-F
13	KGLL-F	10 / 2.2	1.9	2.8	3.1	3.2	190 / 6.3	6.7	7.4	10 / 190	KGLL-F

12+ FM Share (Metro): 80.72% (293 of 363) (Fall 98: 71.86%)

18-34	18-49	25-54	35+	Wom 25-54	Men 25-54	12+ AMD	12+ Mid	12+ PMD	12+ Eve	12+ Wknd
1 KALC-F <	1 KRFX-F	1 KRFX-F	1 KOA	1 KTRR-F	1 KRFX-F >	1 KRFX-F	1 KRFX-F <	1 KPAW-F <	1 KRFX-F <	1 KUAD-F
2 KTRR-F <	2 KUAD-F <	2 KTRR-F <	2 KRFX-F	2 KPAW-F	2 KUAD-F	2 KUAD-F >	2 KTRR-F	2 KTRR-F <	2 KUAD-F	2 KRFX-F <
3 KUAD-F	3 KTRR-F	3 KUAD-F <	3 KUAD-F <	3 KRFX-F	3 KTRR-F	3 KTRR-F <	3 KUAD-F	3 KALC-F <	2 KBPI-F	3 KOA
3 KTCL-F	4 KALC-F	4 KPAW-F	4 KXKL-F	4 KUAD-F	4 KOA	4 KOA	4 KOA	4 KRFX-F	4 KTCL-F	4 KALC-F
3 KRFX-F	4 KPAW-F	5 KBCO-F	5 KPAW-F	5 KBCO-F	4 KXKL-F	4 KALC-F <	5 KPAW-F <	4 KUAD-F	5 KXKL-F	5 KPAW-F
3 KBPI-F >	6 KBCO-F	5 KXKL-F	5 KTRR-F	6 KALC-F	6 KBCO-F	6 KTCL-F	6 KALC-F	6 KOA <	5 KALC-F	5 KBPI-F
7 KBCO-F	7 KTCL-F <	7 KALC-F	7 KBCO-F <	7 KXKL-F	6 KPAW-F	6 KPAW-F	7 KBCO-F <	7 KBPI-F <	7 KOA	7 KXKL-F
7 KPAW-F	8 KBPI-F	7 KOA >	8 KCKK-AF	8 KGRE	8 KTCL-F	8 KXKL-F	8 KTCL-F	8 KBCO-F	8 KQKS-F	7 KTRR-F <
	9 KXKL-F	9 KOSI-F	8 KOSI-F			8 KOSI-F <	9 KBPI-F <	9 KXKL-F	8 KPAW-F	9 KTCL-F
	9 KOA		8 KLZ			10 KBCO-F <	10 KXKL-F	9 KTCL-F	10 KGRE	9 KQKS-F <

Other Rated Stations				Metro Share	Cume Rating	TSA AQH Cume	Other Rated Stations--Outside Market				Metro Share	Cume Rating	TSA AQH Cume
KCOL	N/T	600	Fort Collins	0.9	2.9	4 88	KCKK-AF	C/O	107.5	Lakewood	2.0	7.4	9 223
KFKA	T/SPRTS	1310	Greeley	0.9	3.6	4 109	KDJM-F	B/O	92.5	Greeley	1.1	3.8	5 115
KGRE	SP-R	1450	Greeley	2.0	3.0	9 90	KHII-F	J	95.7	Denver	0.9	4.5	4 136
KHPN	C/O	1570	Loveland	0.4	1.6	2 47	KHOW	T	630	Denver	1.8	5.4	8 163
							KIGN-F	AC	97.9	Cheyenne, WY	0.4	3.1	2 94
							KIMN-F	AC	100.3	Denver	0.7	3.6	3 108
							KKFN	SPRTS	950	Denver	1.3	5.0	6 151
							KKHK-F	CL AOR	99.5	Denver	1.6	5.2	7 156
							KLZ	ST	560	Denver	2.0	3.6	9 109
							KTLK	T	760	Denver	0.9	3.6	4 108
							KXPK-F	AOR-NR	96.5	Evergreen	1.1	7.3	5 219

FM Stations

KGLL	96.1	100 kw @ 660	Country	Eastman	Clear Channel
KPAW	107.9	100 kw @ 470	Classic Hits	Christal	Clear Channel
KTRR	102.5	50 kw @ 410	AC	Christal	Loveland
KUAD	99.1	100 kw @ 657	Country	Christal	Brill
					Windsor

Notes: Other ranked stations -- See Denver in the Fall 1999 American Radio ... 11/99 KCOL and KHX swapped facilities: KCOL moved to 600; KHX, to 1410 ... 12/99 KRKI-F (102.1; Estes Park) sold for \$12,000,000 (Star) ... 1/00 KFKA (1310; Greeley) sold for \$950,000 (Fischer, Satterfield & Perry)

FORT SMITH, AR

Arbitron Rank 171	Pop (12+) 199,900	Stations 19 / 18	% Below Line: 2.9
Market TSL in Hours 18.50		Diaries: 448/446:1/55.1%	% Not Listed: 15.0
Average Persons Rating: 13.7		Sample Target: 440	Total Retail Sales: \$2.2 Bil.

12+ Metro	Format	Fall 99 1/4 Share	Spg 99	Fall 98	Spg 98	Fall 97	12+ Metro Cume / Rtg	Spg 99	Fall 98	12+ TSA AQH / Cume		
1	KTCS-AF	C	42 / 15.4	12.4	11.8	14.6	16.6	502 / 25.1	24.6	24.9	55 / 818	KTCS-AF
2	KZBB-F	CHR	36 / 13.2	11.2	10.4	10.0	4.6	544 / 27.2	22.8	21.6	50 / 872	KZBB-F
3	KISR-F	CHR	29 / 10.6	9.3	10.0	12.7	11.3	505 / 25.3	21.3	22.4	36 / 681	KISR-F
4	KMAG-F	C	28 / 10.3	11.2	14.1	13.8	17.7	526 / 26.3	25.4	26.4	49 / 884	KMAG-F
5	KOMS-F	C/O	19 / 7.0	5.8	6.7	6.5	6.7	270 / 13.5	11.5	10.1	42 / 593	KOMS-F
6	KBBQ-F	O	14 / 5.1	3.5	5.6	3.8	2.5	235 / 11.8	9.1	12.0	21 / 312	KBBQ-F
7	KWHN	T	10 / 3.7	3.1	3.7	4.6	3.9	127 / 6.4	6.3	7.1	10 / 144	KWHN
7	KKBD-F	CL AOR	10 / 3.7	0.4	1.9	1.5	2.1	178 / 8.9	3.5	5.6	12 / 221	KKBD-F
9	KLSZ-F	CL AOR	9 / 3.3	5.4	2.6	3.5	2.8	148 / 7.4	8.2	6.3	10 / 192	KLSZ-F
10	KEZA-F	AC	8 / 2.9	4.3	4.4	5.0	4.2	194 / 9.7	11.9	10.0	13 / 314	KEZA-F

12+ FM Share (Metro): 92.67% (215 of 232) (Fall 98: 89.17%)

18-34	18-49	25-54	35+	Wom 25-54	Men 25-54	12+ AMD	12+ Mid	12+ PMD	12+ Eve	12+ Wknd
1 KZBB-F <	1 KTCS-AF	1 KTCS-AF >	1 KTCS-AF >	1 KTCS-AF	1 KTCS-AF >	1 KTCS-AF	1 KTCS-AF	1 KTCS-AF	1 KZBB-F >	1 KTCS-AF
2 KTCS-AF >	2 KISR-F	2 KISR-F	2 KMAG-F	2 KISR-F	2 KBBQ-F	2 KZBB-F	2 KMAG-F	2 KISR-F	2 KISR-F	2 KZBB-F
3 KMAG-F	3 KZBB-F >	3 KMAG-F	3 KOMS-F	3 KZBB-F >	3 KOMS-F	3 KMAG-F >	3 KZBB-F	2 KZBB-F	2 KTCS-AF >>	3 KISR-F
3 KISR-F >>	4 KMAG-F	3 KZBB-F <	4 KBBQ-F	4 KMAG-F >	3 KMAG-F	4 KISR-F	4 KISR-F	4 KMAG-F >	4 KOMS-F >>	4 KOMS-F <
5 KLSZ-F	5 KLSZ-F	5 KBBQ-F	4 KISR-F	5 KKBD-F	5 KLSZ-F	5 KBBQ-F <	5 KWHN	5 KOMS-F >	5 KFPW	5 KMAG-F >
6 KOMS-F >	5 KBBQ-F	6 KOMS-F	6 KWHN	5 KBBQ-F	5 KISR-F	6 KOMS-F >	5 KBBQ-F	6 KBBQ-F <	5 KLSZ-F	6 KBBQ-F
		7 KKBD-F	7 KKBD-F	5 KEZA-F	7 KKBD-F		7 KOMS-F >		5 KEZA-F	
			7 KZBB-F							

Other Rated Stations				Metro Share	Cume Rating	TSA AQH Cume
KERX-F	CL HITS	95.3	Paris, AR	1.1	4.0	10 181
KEZU-F	AC	104.7	Booneville, AR	1.5	5.7	8 152
KFDF	SPRTS	1580	Van Buren	0.7	2.9	2 57
KFPW	ST	1230	Fort Smith	1.8	2.9	5 58
KOLX-F	REL	94.5	Barling, AR	1.8	4.2	6 142
KPRV-F	C	92.5	Heavener, OK	0.7	2.0	2 39
KREU-F	CL HITS	92.3	Roland, OK	1.1	7.6	4 169
KZKZ-F	REL-CC	106.3	Greenwood, AR	1.1	4.6	4 95

AM Stations

KTCS	1410	1 kw @ 13 kw	Simul. KTCS-F		
KWHN	1320	5 kw (DA-N)	Talk	Westwd. ABC, SRN	— AMFM

FM Stations

KBBQ	100.7	25 kw @ 699	Oldies	ABC	Riley	KFPW	
KISR	93.7	100 kw @ 1250	CHR	ABC	---	KFSA	
KKBD	95.9	30 kw @ 623	Classic AOR		Sentry	AMFM	Sallisaw, OK
KLSZ	102.7	12 kw @ 476	Classic AOR		---	Cumulus	Van Buren
KMAG	99.1	100 kw @ 1968	Country		---	AMFM	
KOMS	107.3	100 kw @ 1810	Classic Country	CNN	Allied	Cumulus	Poteau, OK
KREU	92.3	0.74 kw @ 932	Classic Hits		---		Roland, OK
KTCS	99.9	100 kw @ 1919	Country		Christal	AMFM	
KZBB	97.9	100 kw @ 2300	CHR	ABC	Sentry	AMFM	Poteau, OK

Notes: KEZA-F - See Fayetteville (NW Arkansas) . . . 10/99 KMXJ-F changed from Hot AC to Classic Rock as KKBD-F . . . 1/00 KAYR (1060; Van Buren) sold to Cumulus for \$160,000

FORT WALTON BEACH, FL

Arbltron Rank 204	Pop (12+) 148,700	Stations 22 / 12	% Below Line: 19.6
Market TSL In Hours 19.25	Diaries: 491/303:1/55.6%	% Not Listed: 18.2	
Average Persons Rating: 14.4	Sample Target: 510	Total Retail Sales: \$1.92 Bil.	

12+ Metro	Format	Fall 99 1/4 Share	Spg 99	Fall 98	Spg 98	Fall 97	12+ Metro Cume / Rtg	Spg 99	Fall 98	12+ TSA AQH / Cume		
1	WZNS-F	CHR	31 / 14.5	12.9	12.0	9.2	8.4	420 / 28.2	26.5	24.9	32 / 462	WZNS-F
2	WNCV-F	SAC	20 / 9.3	5.2	7.6	6.8	11.3	197 / 13.3	13.3	14.5	20 / 202	WNCV-F
3	WYZB-F	C	17 / 7.9	8.6	12.0	7.7	10.3	233 / 15.7	18.8	23.1	18 / 260	WYZB-F
4	WKSM-F	AOR	16 / 7.5	14.3	8.0	14.0	8.0	209 / 14.0	18.8	19.7	17 / 248	WKSM-F
5	WBLX-F	B	12 / 5.6	5.7	6.7	2.9	7.0	169 / 11.4	9.9	13.5	12 / 169	WBLX-F
6	WWAV-F	CL AOR	10 / 4.7	2.4	4.0	5.8	3.3	159 / 10.7	8.0	11.2	12 / 193	WWAV-F
6	WSBZ-F	J	10 / 4.7	1.9	0.9	2.4	3.8	119 / 8.0	4.7	4.8	15 / 164	WSBZ-F
8	WMXZ-F	CHR/AC	8 / 3.7	7.2	9.8	10.1	5.2	233 / 15.7	21.5	23.8	12 / 292	WMXZ-F
9	WTKX-F	AOR	7 / 3.3	1.9	1.8	3.9	3.8	76 / 5.1	5.6	7.7	7 / 86	WTKX-F
10	WMMK-F	O	6 / 2.8	4.8	4.0	3.4	2.3	131 / 8.8	10.0	11.8	7 / 159	WMMK-F
10	WFTW	T	6 / 2.8	2.4	6.2	3.9	3.8	119 / 8.0	5.5	12.6	7 / 130	WFTW

12+ FM Share (Metro): 93.14% (163 of 175) (Fall 98: 90.21%)

18-34	18-49	25-54	35+	Wom 25-54	Men 25-54	12+ AMD	12+ Mid	12+ PMD	12+ Eve	12+ Wknd
1 WZNS-F >>	1 WZNS-F >	1 WZNS-F	1 WNCV-F >	1 WNCV-F	1 WKSM-F >	1 WZNS-F	1 WZNS-F <	1 WZNS-F >>	1 WZNS-F >	1 WZNS-F >
2 WKSM-F	2 WKSM-F <	1 WNCV-F	2 WYZB-F	2 WZNS-F >>	2 WWAV-F	2 WNCV-F	2 WNCV-F >	2 WNCV-F <	2 WBLX-F	2 WBLX-F
3 WTKX-F	3 WNCV-F	3 WKSM-F	3 WSBZ-F	3 WYZB-F	3 WSBZ-F	3 WKSM-F	3 WYZB-F	3 WSBZ-F	3 WSBZ-F	3 WKSM-F
4 WYZB-F >	4 WYZB-F >	4 WYZB-F	3 WZNS-F	4 WMXZ-F >	4 WNCV-F	3 WYZB-F >	4 WKSM-F >	3 WYZB-F	3 WYZB-F	3 WYZB-F
5 WNCV-F	5 WWAV-F	5 WWAV-F	5 WWAV-F	5 WKSM-F	4 WZNS-F	5 WWAV-F	5 WMXZ-F	5 WKSM-F	3 WTKX-F	5 WNCV-F
5 WWAV-F	6 WTKX-F	6 WSBZ-F	6 WFTW	5 WMMK-F	4 WTKX-F	6 WMXZ-F	6 WBLX-F	6 WBLX-F	6 WWAV-F	6 WTKX-F
5 WBLX-F >	7 WMXZ-F	7 WMXZ-F	6 WKSM-F	4 WYZB-F	4 WYZB-F	7 WSBZ-F	6 WWAV-F <	6 WWAV-F	7 WKSM-F	7 WSBZ-F
	7 WBLX-F >	8 WTKX-F	6 WMMK-F	8 WTKE-F >	7 WFTW	8 WFTW	8 WTKX-F	7 WDJR-F >	8 WWAV-F	8 WWAV-F
			9 WMXZ-F		9 WXBW-F	8 WFTW	8 WTKX-F	8 WMXZ-F >		
					9 WMMK-F					

Other Rated Stations				Metro Share	Cume Rating	TSA AQH Cume	Other Rated Stations--Outside Market				Metro Share	Cume Rating	TSA AQH Cume
WAAZ-F	C	104.7	Crestview	1.4	5.9	3 87	WDJR-F	C	96.9	Enterprise, AL	1.4	2.5	7 96
WFAV	ST	1400	Fl. Walton Beach	0.9	2.8	2 42	WFSY-F	AC	98.5	Panama City	1.4	2.9	6 108
WJSB	C	1050	Crestview	1.9	2.8	4 42	WILN-F	CHR	105.9	Panama City	0.5	3.8	2 111
							WMEZ-F	SAC	94.1	Pensacola	1.4	2.4	3 35
							WPAP-F	C	92.5	Panama City	0.5	2.0	5 87
							WTKE-F	SPRTS	98.1	Andalusia, AL	1.9	7.3	4 126
							WXBM-F	C	102.7	Milton	1.9	4.5	4 67
							WYCL-F	O	107.3	Pensacola	1.9	8.0	4 121

AM Stations

WFTW	1260	2.5 kw @ 0.131 kw	Talk	CNN, Westwd	Mc-Guild	Holladay
------	------	-------------------	------	-------------	----------	----------

FM Stations

WAAZ	104.7	30 kw @ 276	Country	CBS	--	Crestview
WKSM	99.5	50 kw @ 492	AOR	Westwd	Mc-Guild	Holladay
WMMK	92.1	25 kw @ 223	Oldies		--	Destin
WMXZ	103.1	50 kw @ 482	CHR/AC (Hot AC)		--	De Funiak Springs
WNCV	100.3	3 kw @ 295	Soft AC	CNN, Jones	Mc-Guild	Holladay
WSBZ	106.3	3 kw @ 328	Jazz	Jones	--	Miramar Beach
WWAV	102.1	18 kw @ 384	Classic AOR		Christal	Root
WYZB	105.5	25 kw @ 305	Country		Mc-Guild	Holladay
WZNS	96.5	100 kw @ 649	CHR		Mc-Guild	Holladay

Notes: Other ranked stations -- See Panama City, or in the Fall 1999 American Radio, Mobile . . . 2/00 WBZR (1120; Destin) sold (price NA)

FREDERICK, MD

Arbltron Rank 200 Pop (12+) 156,200	Stations 34 / 3	% Below Line: 55.3
Market TSL in Hours 22.50	Diaries: 446/350:1/52.1%	% Not Listed: 14.9
Average Persons Rating: 16.7	Sample Target: 450	Total Retail Sales: \$1.91 Bil.

12+ Metro	Format	Fall 99		Spq		Fall		12+ Metro Cume / Rtg	Spq		12+ TSA AQH / Cume	
		1/4	Share	99	98	98	97		99	98		
1	WFRE-F	C	42 / 16.1	17.2	16.7	14.3	12.1	525 / 33.6	34.7	29.2	42 / 525	WFRE-F
2	WAFY-F	AC	21 / 8.0	5.9	7.5	8.6	7.1	249 / 15.9	14.8	15.6	21 / 249	WAFY-F
3	WFMD	T/FS	15 / 5.7	5.5	5.6	3.3	4.6	204 / 13.1	14.8	14.7	15 / 204	WFMD
4	WWDC-F	AOR/CL	13 / 5.0	4.6	6.4	5.3	6.7	247 / 15.8	15.6	20.1	13 / 247	WWDC-F
4	WROX-F	AC/CHR	13 / 5.0	2.9	2.8	2.9	1.7	136 / 8.7	10.1	8.7	13 / 136	WROX-F
6	WJFK-F	T	9 / 3.4	0.8	2.0	1.2	3.7	82 / 5.3	2.2	6.4	9 / 82	WJFK-F
7	WBIG-F	O	8 / 3.1	4.2	4.0	4.5	4.6	139 / 8.9	13.0	9.4	8 / 139	WBIG-F
7	WASH-F	AC	8 / 3.1	1.7	0.8	1.2	0.8	93 / 6.0	4.8	4.7	8 / 93	WASH-F
7	WARX-F	O	8 / 3.1	3.8	4.0	2.9	2.5	199 / 12.7	12.8	11.7	8 / 199	WARX-F

12+ FM Share (Metro): 89.64% (199 of 222) (Fall 98: 89.59%)

18-34	18-49	25-54	35+	Wom 25-54	Men 25-54	12+ AMD	12+ Mid	12+ PMD	12+ Eve	12+ Wknd
1 WFRE-F >	1 WFRE-F >	1 WFRE-F >	1 WFRE-F >	1 WFRE-F	1 WFRE-F >	1 WFRE-F >	1 WFRE-F >	1 WFRE-F >	1 WFRE-F >	1 WFRE-F >>>
2 WWDC-F	2 WAFY-F	2 WAFY-F >	2 WAFY-F	2 WAFY-F >>	2 WJFK-F	2 WAFY-F	2 WAFY-F	2 WAFY-F	2 WWDC-F >	2 WWDC-F
3 WROX-F	3 WROX-F <	3 WROX-F	3 WFMD >	3 WROX-F	3 WARX-F	3 WFMD	3 WFMD	3 WROX-F <	3 WARX-F	2 WAFY-F
4 WJFK-F	4 WWDC-F	4 WFMD	4 WBIG-F	4 WASH-F	3 WAFY-F	4 WJFK-F >	4 WROX-F	4 WWDC-F	3 WWVZ-F	4 WFMD
5 WASH-F	5 WJFK-F	4 WJFK-F	5 WARX-F >	4 WFMD >>	5 WWDC-F	5 WROX-F	5 WBIG-F	5 WJFK-F	3 WFMD	5 WWZZ-F
6 WIYY-F	6 WASH-F	6 WARX-F	6 WPOC-F		5 WARW-F	6 WWDC-F	5 WWDC-F	6 WASH-F <	6 WWZZ-F	5 WWVZ-F
6 WWZZ-F	7 WFMD	6 WASH-F	6 WROX-F		5 WBIG-F	7 WBIG-F	7 WASH-F <	7 WARX-F	6 WJZW-F	7 WASH-F
	7 WARX-F	6 WBIG-F			5 WIYY-F	8 WARX-F	8 WARX-F	7 WBIG-F	6 WASH-F	7 WARX-F
		9 WWDC-F			5 WROX-F	8 WARW-F	9 WFMD			

Other Rated Stations--Outside Market				Metro Share	Cume Rating	TSA AQH Cume
WARW-F	CL AOR	94.7	Bethesda, MD	2.3	7.3	6 114
WAVA-F	REL	105.1	Arlington, VA	1.1	5.1	3 79
WERO-F	B/CHR	92.3	Baltimore	0.4	3.3	1 52
WGMS-F	CL	103.5	Washington, DC	1.5	2.5	4 39
WHFS-F	AOR-NR	99.1	Annapolis, MD	1.9	9.5	5 148
WINC-F	AC/CHR	92.5	Winchester, VA	0.4	2.6	1 40
WIYY-F	AOR	97.9	Baltimore	1.9	7.9	5 123
WJMO-F	B/O	99.5	Washington, DC	1.5	4.5	4 70
WJZW-F	J	105.9	Woodbridge, VA	1.5	4.3	4 67
WKMZ-F	CL AOR	97.5	Martinsburg, WV	1.5	4.5	4 71
WKYS-F	B	93.9	Washington, DC	0.8	6.0	2 93
WMAL	FS/T	630	Washington, DC	1.1	5.2	3 81
WMZO-F	C	98.7	Washington, DC	1.9	4.3	5 67
WPGC-F	B/CHR	95.5	Morningside, MD	0.8	6.1	2 95
WPOC-F	C	93.1	Baltimore	2.3	3.4	6 54
WTEM	SPRTS	980	Washington, DC	1.5	3.3	4 52
WTOP-AF	N	1500	Washington, DC	1.1	3.2	3 50
WWMD-F	EZ	104.7	Hagerstown, MD	1.5	5.7	4 89
WWMX-F	AC/CHR	106.5	Baltimore	0.8	4.3	2 67
WWVZ-F	CHR	103.9	Braddock Heights	2.3	9.5	6 149
WWZZ-F	CHR	104.1	Waldorf, MD	2.3	9.1	6 143
WXYV-F	CHR	102.7	Baltimore	0.4	2.1	1 33
WYCR-F	CHR	98.5	Hanover, PA	0.8	4.6	2 72
WZBA-F	C	100.7	Westminster, MD	1.1	4.8	3 74

AM Stations

WFMD	930	5 kw/2.5 kw (DA-2)	Talk/Full Service	CBS	--	AMFM
------	-----	--------------------	-------------------	-----	----	------

FM Stations

WAFY	103.1	1 kw @ 571	AC	--	Middletown
WFRE	99.9	9 kw @ 1110	Country	--	AMFM

Notes: Other ranked stations -- See Hagerstown or, in the Fall 1999 American Radio, Baltimore or Washington, DC . . . The market's Metro and Total survey areas are the same . . . 10/99 AMFM and Clear Channel announced plans to merge

GRAND FORKS, ND-MN

Arbitron Rank 263	Pop (12+) 78,000	Stations 19 / 13	% Below Line: 9.1
Market TSL in Hours 20.50		Diaries: 447/174:1/60.8%	% Not Listed: 13.2
Average Persons Rating: 15.5		Sample Target: 410	Total Retail Sales: \$1.21 Bil.

12+ Metro	Format	Fall 99 1/4 Share	Spg 99	Fall 98	Spg 98	Fall 97	12+ Metro Cume / Rtg	Spg 99	Fall 98	12+ TSA AQH / Cume	
1	KJKJ-F	AOR	20 / 16.5	14.6	14.6	10.7	168 / 21.5	20.1	19.7	26 / 244	KJKJ-F
2	KKXL-F	CHR	15 / 12.4	13.9	14.6	17.1	240 / 30.8	29.9	34.9	20 / 323	KKXL-F
3	KYCK-F	C	14 / 11.6	12.3	13.0	8.5	174 / 22.3	23.2	26.8	21 / 322	KYCK-F
4	KSNR-F	O	9 / 7.4	6.2	4.6	5.7	146 / 18.8	15.1	13.5	12 / 228	KSNR-F
5	KZLT-F	AC/CHR	7 / 5.8	6.2	5.4	8.5	149 / 19.1	21.3	19.3	9 / 189	KZLT-F
5	KNOX-F	C/O	7 / 5.8	6.9	4.6	8.5	90 / 11.6	10.9	8.0	10 / 126	KNOX-F
7	KCNN	T	6 / 5.0	4.6	6.1	3.6	95 / 12.1	13.0	16.7	7 / 113	KCNN
8	KNOX	N/T	5 / 4.1	2.3	4.6	2.1	84 / 10.7	10.7	9.6	6 / 101	KNOX

12+ FM Share (Metro): 78.10% (82 of 105) (Fall 98: 73.68%)

18-34	18-49	25-54	35+	Wom 25-54	Men 25-54	12+ AMD	12+ Mid	12+ PMD	12+ Eve	12+ Wknd
1 KJKJ-F	1 KJKJ-F >	1 KJKJ-F >>	1 KJKJ-F >	1 KYCK-F >>	1 KJKJ-F >>>	1 KJKJ-F	1 KJKJ-F	1 KJKJ-F	1 KJKJ-F	1 KJKJ-F
2 KKXL-F	2 KYCK-F <	2 KYCK-F >	2 KCNN	2 KKXL-F	2 KYCK-F	2 KYCK-F	2 KYCK-F	2 KKXL-F <	2 KKXL-F >	1 KKXL-F
2 KYCK-F >>	3 KKXL-F >	3 KKXL-F	2 KSNR-F	2 KZLT-F	2 KKXL-F	3 KKXL-F >	3 KKXL-F	3 KYCK-F >>	3 KYCK-F >	3 KYCK-F
4 KNOX-F	4 KZLT-F	4 KZLT-F >	2 KYCK-F	2 KSNR-F	4 KZLT-F	4 KCNN	4 KSNR-F >	4 KNOX-F	4 KZLT-F	4 KSNR-F
4 KSNR-F >	5 KSNR-F	5 KNOX-F	5 KNOX	5 KQHT-F	4 KCNN >	5 KROX	5 KNOX-F	4 KSNR-F	4 KSNR-F	5 KNOX-F
		5 KSNR-F	5 KZLT-F	5 KJKJ-F >>		5 KZLT-F	5 KCNN	4 KZLT-F >>	6 KNOX-F >	5 KZLT-F
			7 KROX			7 KNOX-F	5 KZLT-F			7 KNOX
			7 KNOX-F			7 KSNR-F				7 KCNN

Other Rated Stations				Metro Share	Cume Rating	TSA AQH Cume	Other Rated Stations--Outside Market				Metro Share	Cume Rating	TSA AQH Cume
KKCQ-AF	C	96.7	Bagley, MN	1.7	3.0	2 23	KFGO	FS	790	Fargo	2.5	6.7	10 162
KKXL	ST	1440	Grand Forks	1.7	5.6	2 53	KFGO-F	C	101.9	Fargo	2.5	6.0	6 110
KQHT-F	SAC	96.1	Crookston, MN	2.5	12.4	8 179	KFGX-F	AOR	95.1	Detroit Lakes, MN	0.8	4.1	4 58
KROX	AC	1260	Crookston, MN	3.3	5.9	4 63	KOWB-F	AOR/CL	98.7	Moorhead, MN	0.8	4.5	4 62
							WDAY	T	970	Fargo	1.7	4.4	3 74
							WDAY-F	CHR	93.7	Fargo	0.8	10.2	2 94

AM Stations

KCNN	1590	5 kw/1 kw (DA-2)	Talk	CBS, ABC, Westwd	D&R	KZLT-F	E. Grand Forks, MN
KNOX	1310	5 kw (DA-2)	News/Talk	ABC, Westwd, TARN	Katz	Leighton	

FM Stations

KJKJ	107.5	100 kw @ 456	AOR	Westwd	Eastman	Clear Channel	
KKXL	92.9	100 kw @ 358	CHR		Allied	Clear Channel	
KNOX	94.7	100 kw @ 325	Classic Country	ABC	Katz	Leighton	
KQHT	96.1	100 kw @ 414	Soft AC		Christal	Clear Channel	Crookston, MN
KSNR	100.3	100 kw @ 564	Oldies	ABC	K&P	Clear Channel	Thief River Falls, MN
KYCK	97.1	100 kw @ 403	Country		D&R	Leighton	Crookston, MN
KZLT	104.3	100 kw @ 444	AC/CHR		D&R	KCNN	E. Grand Forks, MN

Notes:

GRAND JUNCTION, CO

Arbitron Rank 251	Pop (12+) 95,600	Stations 13 / 11	% Below Line: 3.0
Market TSL In Hours 19.50		Diaries: 448/213:1/56.0%	% Not Listed: 17.3
Average Persons Rating: 13.9		Sample Target: 400	Total Retail Sales: \$1.28 Bil.

12+ Metro	Format	Fall 99 1/4 Share	Spg 99	Fall 98	Spg 98	Fall 97	12+ Metro Cume / Rtg	Spg 99	Fall 98	12+ TSA AQH / Cume	
1	KEKB-F	18 / 13.6	13.7	17.8	14.1	18.1	245 / 25.6	25.4	34.1	22 / 358	KEKB-F
2	KMXY-F	17 / 12.8	14.4	15.6	14.8	13.7	273 / 28.6	31.2	30.5	20 / 351	KMXY-F
3	KNZZ	N/T	7.6	9.2	9.1	8.7	150 / 15.7	14.3	18.2	22 / 239	KNZZ
4	KKNN-F	13 / 9.8	7.6	5.0	5.6	3.6	156 / 16.3	14.0	12.1	29 / 300	KKNN-F
5	KBKL-F	12 / 9.0	6.1	9.2	7.7	6.5	199 / 20.8	18.4	20.5	14 / 295	KBKL-F
6	KQIX-F	8 / 6.0	5.3	5.0	5.6	7.9	144 / 15.1	17.2	18.8	10 / 236	KQIX-F
6	KJYE-F	8 / 6.0	6.1	7.8	7.0	8.7	102 / 10.6	11.0	13.1	28 / 282	KJYE-F
8	KSTR-F	7 / 5.3	8.3	9.9	12.0	12.3	158 / 16.5	23.4	22.9	11 / 242	KSTR-F

12+ FM Share (Metro): 82.73% (91 of 110) (Fall 98: 85.47%)

18-34	18-49	25-54	35+	Wom 25-54	Men 25-54	12+ AMD	12+ Mid	12+ PMD	12+ Eve	12+ Wknd
1 KMXY-F	1 KKNN-F	1 KKNN-F	1 KNZZ	1 KMXY-F	1 KKNN-F >	1 KEKB-F	1 KNZZ <	1 KMXY-F	1 KMXY-F >>	1 KMXY-F
1 KKNN-F	2 KEKB-F <	2 KEKB-F	2 KEKB-F	1 KEKB-F >	2 KNZZ	2 KNZZ	2 KEKB-F	2 KEKB-F	2 KBKL-F	1 KEKB-F >
1 KEKB-F >	3 KMXY-F >	3 KMXY-F	3 KBKL-F	3 KQIX-F	3 KEKB-F	2 KMXY-F	3 KKNN-F	3 KBKL-F <	3 KQIX-F	3 KKNN-F
4 KQIX-F >	4 KQIX-F	3 KBKL-F	4 KJYE-F >	3 KBKL-F >>	3 KBKL-F	4 KKNN-F >	4 KMXY-F	4 KNZZ	3 KEKB-F	4 KBKL-F
5 KSTR-F >>>	5 KSTR-F	5 KNZZ	5 KMXY-F	5 KKNN-F	5 KSTR-F	5 KBKL-F <	4 KBKL-F	4 KKNN-F	5 KSNJ-F	5 KNZZ
	5 KNZZ	6 KQIX-F	5 KKNN-F	5 KJYE-F >>	6 KMXY-F >	6 KQIX-F	6 KJYE-F	6 KQIX-F	5 KKNN-F >	5 KJYE-F >
	5 KBKL-F >>	7 KSTR-F >								

Other Rated Stations				Metro Share	Cume Rating	TSA AQH Cume	Other Rated Stations--Outside Market				Metro Share	Cume Rating	TSA AQH Cume
KQIL	SPRTS	1340	Grand Junction	1.5	4.9	2 64	KUBC	ST	580	Montrose	0.8	2.2	3 93
KRDY	KIDS	620	Grand Junction	0.8	2.1	1 49	KZKS-F	C	105.3	Rifle	2.3	8.8	9 210
KSNJ-F	ST	100.7	Grand Junction	3.8	6.5	10 138							

AM Stations

KNZZ	1100	50 kw/10 kw (DA-N)	News/Talk	ABC	Allied	KJYE-F/KSNJ-F
------	------	--------------------	-----------	-----	--------	---------------

FM Stations

KBKL	107.9	100 kw @ 1460	Oldies	Banner	Cumulus	
KEKB	99.9	79 kw @ 1542	Country	Banner	Cumulus	Fruita
KJYE	92.3	100 kw @ 1378	Soft AC	Allied	KNZZ/KSNJ-F	
KKNN	95.1	100 kw @ 969	Country	Katz	LMA to Cumulus	Delta
KMXY	104.3	100 kw @ 1460	CHR/AC	Banner	Cumulus	
KQIX	93.1	100 kw @ -95	CHR/AC	Katz	KNZZ, pend.	
KSNJ	100.7	42 kw @ 1378	Standards	ABC, Westwd	Allied	KNZZ/KJYE-F
KSTR	96.1	91 kw @ 1100	Modern AC	Mc-Guild	KRDY	Montrose

Notes: 3/99 KSTR (620) changed calls to KRDY; remains Children's . . . 7/99 KSTR-F changed from AOR to Modern AC (AC-NR) . . . 11/99 KQIL & KQIX-F sold to MBC Grand (KNZZ/KJYE-F/KSNJ-F) for \$1,200,000

GREAT FALLS, MT

Arbitron Rank 273	Pop (12+) 63,300	Stations 9 / 8	% Below Line: 1.0
Market TSL in Hours 23.00		Diaries: 323/196:1/57.4%	% Not Listed: 18.4
Average Persons Rating: 16.3		Sample Target: 280	Total Retail Sales: \$0.85' Bil.

12+ Metro	Format	Fall 99 1/4 Share	Spg 99	Fall 98	Spg 98	Fall 97	12+ Metro Cume / Rtg	Spg 99	Fall 98	12+ TSA AQH / Cume	
1 KMON-F	C	17 / 16.5	7.8	22.3	13.7	18.2	148 / 23.4	21.1	35.6	20 / 196	KMON-F
2 KAAK-F	AC/CHR	16 / 15.5	28.9	13.4	14.8	9.1	217 / 34.3	41.4	34.5	18 / 261	KAAK-F
3 KLFM-F	O	15 / 14.6	11.1	12.3	8.4	11.8	142 / 22.4	23.8	26.9	17 / 176	KLFM-F
4 KQDI-F	AOR/CL	14 / 13.6	12.2	12.3	15.8	13.7	139 / 22.0	24.6	25.8	15 / 170	KQDI-F
5 KMON	C/FS	11 / 10.7	13.3	7.8	9.5	13.7	125 / 19.8	18.8	19.1	25 / 262	KMON
6 KXGF	ST	6 / 5.8	6.7	7.8	12.7	8.2	68 / 10.6	10.6	10.8	6 / 75	KXGF
7 KQDI	T	3 / 2.9	3.3	4.5	5.3	1.8	37 / 5.8	7.4	7.1	4 / 42	KQDI

12+ FM Share (Metro): 76.19% (64 of 84) (Fall 98: 74.03%)

18-34	18-49	25-54	35+	Wom 25-54	Men 25-54	12+ AMD	12+ Mid	12+ PMD	12+ Eve	12+ Wknd
1 KQDI-F	1 KQDI-F <	1 KLFM-F	1 KLFM-F	1 KMON-F	1 KLFM-F	1 KMON-F <	1 KMON-F	1 KAAK-F	1 KAAK-F >>	1 KLFM-F
1 KAAK-F	2 KAAK-F	2 KQDI-F	2 KMON <	1 KLFM-F	2 KQDI-F >	2 KMON <	2 KQDI-F <	2 KQDI-F <	2 KMON-F	1 KAAK-F
3 KMON-F >>>	3 KMON-F >	2 KMON-F	3 KMON-F >	3 KAAK-F	3 KMON-F	3 KLFM-F <	3 KLFM-F	3 KLFM-F <	3 KQDI-F	3 KQDI-F
	4 KLFM-F >>>	2 KAAK-F >>>	4 KXGF	4 KQDI-F >>>	3 KAAK-F >>	4 KAAK-F	4 KAAK-F >	4 KMON-F >	3 KLFM-F >>	3 KMON-F
			4 KQDI-F			5 KQDI-F >	5 KMON >			5 KMON >
			4 KAAK-F >>							

Other Rated Stations	Metro Share	Cume Rating	TSA AQH Cume	Other Rated Stations--Outside Market	Metro Share	Cume Rating	TSA AQH Cume
KEIN-F C 93.7 Conrad	1.0	6.8	1 54	KZMT-F CHR 101.1 Helena	1.0	3.4	1 33

AM Stations

KMON	560	5 kw (DA-N)	Country/Full Svc.	ABC	Allied	Star Radio
KQDI	1450	1 kw	Talk	Westwd, CNN	Mc-Guild	Fisher/Sunbrook
KXGF	1400	1 kw	Standards	ABC	Mc-Guild	Fisher/Sunbrook

FM Stations

KAAK	98.9	100 kw @ 482	Hot AC		Mc-Guild	Fisher/Sunbrook
KLFM	92.9	100 kw @ 450	Oldies	Jones	Allied	Star Radio
KMON	94.5	36 kw @ 469	Country		Allied	Star Radio
KQDI	106.1	100 kw @ 371	AOR/Classic AOR	Westwd	Mc-Guild	Fisher/Sunbrook

Notes: KEIN-F is LMA'd to KEIN (1310) . . . 3/00 KEIN-F changed from Country to AOR as KTZZ-F

HAGERSTOWN-CHAMBERSBURG-WAYNESBORO, MD-PA

Arbitron Rank 161	Pop (12+) 216,800	Stations 30 / 15	% Below Line: 24.0
Market TSL In Hours 19.75		Diaries: 602/360:1/58.2%	% Not Listed: 16.8
Average Persons Rating: 14.6		Sample Target: 620	Total Retail Sales: \$2.5 Bil.

12+ Metro	Format	Fall 99 1/4 Share	Spg 99	Fall 98	Spg 98	Fall 97	12+ Metro Cume / Rtg	Spg 99	Fall 98	12+ TSA AQH / Cume		
1	WAYZ-F	C	30 / 9.5	8.1	12.9	9.8	13.5	484 / 22.3	19.3	22.0	32 / 539	WAYZ-F
2	WIKZ-F	CHR/AC	26 / 8.2	8.9	7.5	7.2	7.2	506 / 23.3	22.7	19.8	32 / 631	WIKZ-F
3	WFRE-F	C	24 / 7.6	6.9	5.0	5.2	6.0	323 / 14.9	11.5	14.5	28 / 478	WFRE-F
4	WWMD-F	EZ	19 / 6.0	4.9	7.5	6.6	6.0	212 / 9.8	9.3	10.4	28 / 288	WWMD-F
4	WARX-F	O	19 / 6.0	4.0	6.0	4.6	2.8	322 / 14.8	13.6	14.6	23 / 472	WARX-F
6	WYII-F	C	15 / 4.7	3.2	3.8	4.0	7.2	166 / 7.7	6.1	7.3	27 / 230	WYII-F
6	WSRT-F	CL HITS	15 / 4.7	8.1	7.5	8.1	6.3	292 / 13.4	14.5	15.5	18 / 368	WSRT-F
6	WEEO-F	O	15 / 4.7	3.5	0.6	1.2	2.2	259 / 11.9	8.7	2.9	20 / 302	WEEO-F
9	WCHA-F	C	11 / 3.5	2.0	2.5	4.3	2.8	202 / 9.3	6.7	8.6	11 / 202	WCHA-F
10	WWDC-F	AOR	8 / 2.5	1.4	1.9	2.9	2.2	174 / 8.0	5.4	7.5	17 / 252	WWDC-F
10	WQCM-F	AOR/CL	8 / 2.5	4.6	4.1	4.0	2.8	178 / 8.2	11.5	11.6	13 / 259	WQCM-F
12	WJEJ	FS	7 / 2.2	3.2	1.9	2.9	4.4	139 / 6.4	5.4	4.3	7 / 139	WJEJ

12+ FM Share (Metro): 90.49% (238 of 263) (Fall 98: 88.48%)

18-34	18-49	25-54	35+	Wom 25-54	Men 25-54	12+ AMD	12+ Mid	12+ PMD	12+ Eve	12+ Wknd
1 WAYZ-F	1 WAYZ-F	1 WAYZ-F	1 WWMD-F <	1 WAYZ-F <	1 WFRE-F	1 WAYZ-F <	1 WIKZ-F <	1 WFRE-F <	1 WEEO-F	1 WAYZ-F >
2 WIKZ-F	1 WIKZ-F	1 WIKZ-F <	2 WARX-F	2 WIKZ-F >	2 WARX-F >	2 WIKZ-F	2 WAYZ-F	2 WAYZ-F <	2 WAYZ-F	2 WFRE-F
3 WEEO-F	3 WFRE-F	3 WFRE-F <	2 WAYZ-F <	3 WARX-F	3 WIKZ-F	3 WARX-F	3 WFRE-F <	3 WIKZ-F	3 WWDC-F	3 WWMD-F <
4 WFRE-F	4 WSRT-F	4 WARX-F	4 WFRE-F	4 WFRE-F	3 WWDC-F	4 WFRE-F	4 WWMD-F	4 WWMD-F <	4 WFRE-F	4 WARX-F <
5 WSRT-F >	5 WARX-F	5 WSRT-F >	5 WIKZ-F	5 WWMD-F	3 WEEO-F	5 WWMD-F	5 WARX-F	5 WEEO-F <	5 WYII-F	5 WIKZ-F
	6 WEEO-F	6 WCHA-F	6 WYII-F >	5 WSRT-F	3 WSRT-F	5 WSRT-F	6 WYII-F <	6 WCHA-F	5 WIKZ-F	5 WYII-F <
	7 WCHA-F	7 WWDC-F	7 WSRT-F	7 WCHA-F >>	7 WKMZ-F	7 WJEJ	7 WSRT-F	7 WARX-F <	7 WSRT-F	7 WSRT-F
	7 WQCM-F	7 WEEO-F	8 WJEJ			7 WYII-F	7 WEEO-F	8 WSRT-F		
		7 WKMZ-F						8 WYII-F >		

Other Rated Stations				Metro Share	Cume Rating	TSA AQH Cume	Other Rated Stations--Outside Market				Metro Share	Cume Rating	TSA AQH Cume
WARK	T	1490	Hagerstown	0.6	2.3	2 58	WBIG-F	O	100.3	Washington, DC	1.6	3.0	11 103
WCBG	N/T	1590	Chambersburg	0.6	2.9	2 62	WFMD	T/FS	930	Frederick, MD	0.6	1.7	6 68
WCHA	C	800	Chambersburg	1.9	5.0	6 108	WINC-F	AC/CHR	92.5	Winchester, VA	1.9	6.2	28 298
WHAG	T/N	1410	Halfway	1.9	4.3	6 98	WIYY-F	AOR	97.9	Baltimore	0.9	3.0	4 83
WKMZ-F	CL HITS	97.5	Martinsburg, WV	1.9	7.1	24 415	WJMO-F	B/O	99.5	Washington, DC	0.9	2.5	5 100
							WKYS-F	B	93.9	Washington, DC	1.6	4.5	8 169
							WMZQ-F	C	98.7	Washington, DC	0.6	2.3	5 145
							WNNK-F	CHR	104.1	Harrisburg, PA	0.6	2.4	2 72
							WQXA-F	AOR	105.7	York, PA	0.6	3.6	2 79
							WRQX-F	AC/CHR	107.3	Washington, DC	1.6	2.0	5 70
							WWWZ-F	CHR	103.9	Braddock Heights, MD	1.3	1.8	5 111
							WWZZ-F	CHR	104.1	Waldorf, MD	0.3	0.9	5 55
							WYCR-F	CHR	98.5	Hanover, PA	1.3	6.1	4 139

AM Stations

WJEJ	1240	1 kw	Full Service	CBS	---	WWMD-F	Hagerstown
------	------	------	--------------	-----	-----	--------	------------

FM Stations

WARX	106.9	15.5 kw @ 853	Oldies	Westwd	---	WARK	Hagerstown
WAYZ	101.5	50 kw @ 230	Country	Westwd, AP	---	VerStandig	Waynesboro
WCHA	94.3	3.5 kw @ 430	Country		---	Dame	Greencastle
WEEO	103.7	0.135 kw @ 1555	Oldies	Westwd	Dome	Allegheny Mtn.	McConnellsburg
WIKZ	95.1	50 kw @ 449	CHR/AC		---	Dame	Chambersburg
WQCM	96.7	4.8 kw @ 165	AOR/Classic AOR	ABC	Dome	WHAG (AM)	Halfway, MD
WSRT	92.1	3.3 kw @ 295	Classic Hits	Westwd	---	VerStandig	Mercersburg
WWMD	104.7	8.3 kw @ 1378	Easy Listening		---	WJEJ	Hagerstown
WYII	95.9	3 kw @ 300	Country	Westwd	---	Prettyman	Williamsport

Notes: Other ranked stations -- See Frederick, or in the Fall 1999 American Radio, Washington, DC . . . 11/99 WCHA-AF and WIKZ-F sold to Dame Broadcasting for \$8,300,000 (Foreman)

HARRISONBURG, VA

Arbitron Rank 260 Pop (12+) 86,300	Stations 17 / 11	% Below Line: 5.6
Market TSL In Hours 20.75	Diaries: 459/188:1/52.5%	% Not Listed: 14.4
Average Persons Rating: 14.5	Sample Target: 400	Total Retail Sales: \$1.26 Bil.

12+ Metro	Format	Fall 99 1/4 Share	Spg 99	Fall 98	Spg 98	Fall 97	12+ Metro Cume / Rtg	Spg 99	Fall 98	12+ TSA AQH / Cume	
1 WSVB	FS	25 / 20.0	14.9	14.6	14.1	16.0	264 / 30.6	26.5	27.5	45 / 553	WSVA
2 WKCY-F	C	15 / 12.0	11.6	14.6	14.1	14.3	184 / 21.4	18.1	25.8	49 / 509	WKCY-F
3 WQPO-F	CHR/AC	14 / 11.2	11.6	13.0	12.4	11.8	197 / 22.9	27.4	30.3	33 / 519	WQPO-F
4 WACL-F	CL HITS	12 / 9.6	7.5	8.1	11.5	12.6	166 / 19.3	21.9	18.6	19 / 331	WACL-F
5 WBOP-F	AOR	10 / 8.0	9.1	4.9	5.3	5.9	94 / 10.8	17.2	14.5	23 / 313	WBOP-F
6 WLTK-F	REL-CC	6 / 4.8	2.5	4.9	6.2	3.4	68 / 7.8	7.0	8.3	11 / 210	WLTK-F
7 WBHB-F	CL AOR	5 / 4.0	4.1	5.7	8.0	3.4	98 / 11.3	15.3	14.9	11 / 232	WBHB-F
8 WKCY	ST	4 / 3.2	1.7	0.8	2.7	1.7	69 / 8.0	5.0	4.3	5 / 117	WKCY
8 WAMM-F	C	4 / 3.2	5.8	6.5	3.5	5.1	104 / 12.1	11.6	14.1	6 / 156	WAMM-F

12+ FM Share (Metro): 67.29% (72 of 107) (Fall 98: 78.22%)

18-34	18-49	25-54	35+	Wom 25-54	Men 25-54	12+ AMD	12+ Mid	12+ PMD	12+ Eve	12+ Wknd
1 WQPO-F >	1 WQPO-F	1 WSVB <	1 WSVB >>>	1 WKCY-F	1 WBOP-F	1 WSVB >>>	1 WSVB	1 WKCY-F	1 WQPO-F	1 WSVB >
2 WKCY-F	2 WKCY-F	2 WKCY-F	2 WKCY-F	2 WACL-F	2 WSVB	2 WQPO-F	2 WKCY-F <	1 WSVB	2 WSVB	2 WQPO-F
3 WACL-F	3 WACL-F	2 WACL-F	3 WACL-F >	2 WSVB	3 WACL-F	2 WKCY-F	3 WACL-F	3 WQPO-F	3 WKCY-F >	2 WKCY-F
3 WBOP-F	4 WBOP-F	4 WBOP-F	4 WBOP-F	4 WQPO-F >>	4 WQPO-F	4 WACL-F	4 WQPO-F	4 WACL-F	4 WBHB-F	4 WACL-F
5 WBHB-F >	5 WSVB	4 WQPO-F >	4 WQPO-F	5 WBOP-F	4 WLTK-F	5 WBOP-F >	5 WBOP-F >	5 WBOP-F	5 WBOP-F >	5 WBOP-F >
			6 WLTK-F	5 WAMM-F >>	4 WKCY-F >		6 WLTK-F	6 WBHB-F >		6 WLTK-F

Other Rated Stations				Metro Share	Cume Rating	TSA AQH Cume	Other Rated Stations--Outside Market				Metro Share	Cume Rating	TSA AQH Cume
WBTX	REL	1470	Broadway	2.4	6.0	4 75	WAZR-F	ST	93.7	Woodstock	1.6	2.6	9 112
WHBG	N/T	1360	Harrisonburg	1.6	6.8	4 106	WKDW	C/O	900	Staunton	0.8	2.7	15 160
							WSIG-F	C/O	96.9	Mount Jackson	0.8	1.8	6 72
							WSVO-F	O	93.1	Staunton	0.8	2.9	7 185
							WWWV-F	AOR	97.5	Charlottesville	0.8	2.5	9 176
							WYFT-F	REL	103.9	Luray	0.8	2.6	5 58

AM Stations

WKCY	1300	5 kw/0.032 kw	Standards	Westwd, CNN	--	Lewis
WSVA	550	5 kw/1 kw (DA-N)	Full Service	ABC, Westwd, ESPN	--	VerStandig

FM Stations

WACL	98.5	0.9 kw @ 1607	Classic Hits	--	Lewis	Elkton	
WAMM	105.1	6 kw @ 328	Country	--	VerStandig	Bridgewater	
WBHB	103.3	2.1 kw @ 544	Classic Rock	--	VerStandig	New Market	
WBOP	106.3	7.4 kw @ 574	AOR	--		Churchville	
WKCY	104.3	50 kw @ 410	Country	--	Lewis		
WLTK	96.1	2.6 kw @ 1010	Contemp. Christian	SRN, USA	--	WBTX	Broadway
WQPO	100.7	50 kw @ 492	CHR/AC	Westwd	--	VerStandig	

Notes: 1/00 WLTK-F sold to VerStandig for \$1,720,000 plus the WBHB-F facility

ITHACA, NY

Arbitron Rank 262	Pop (12+) 83,600	Stations 12 / 6	% Below Line: 9.5
Market TSL in Hours 15.75	Diaries: 412/203:1/52.8%	% Not Listed: 35.8	
Average Persons Rating: 11.4	Sample Target: 400	Total Retail Sales: \$0.77 Bil.	

12+ Metro	Format	Fall 99 1/4 Share	Spg 99	Fall 98	Spg 98	Fall 97	12+ Metro Cume / Rtg	Spg 99	Fall 98	12+ TSA AQH / Cume	
1	WYXL-F	15 / 15.8	19.8	18.8	22.3	19.6	290 / 34.7	42.8	34.0	23 / 396	WYXL-F
2	WQNY-F	11 / 11.6	11.2	11.9	11.2	14.7	160 / 19.1	19.1	12.7	28 / 319	WQNY-F
3	WHCU	9 / 9.5	4.3	5.9	6.0	6.5	121 / 14.5	12.7	15.9	11 / 144	WHCU
4	WIII-F	8 / 8.4	11.2	5.9	8.6	5.7	187 / 22.4	22.3	18.6	19 / 331	WIII-F
5	WVBR-F	6 / 6.3	4.3	5.0	5.2	4.9	136 / 16.2	16.4	19.2	9 / 163	WVBR-F

12+ FM Share (Metro): 80.33% (49 of 61) (Fall 98: 82.54%)

18-34	18-49	25-54	35+	Wom 25-54	Men 25-54	12+ AMD	12+ Mid	12+ PMD	12+ Eve	12+ Wknd
1 WYXL-F	1 WYXL-F >	1 WYXL-F >	1 WHCU	1 WYXL-F >	1 WYXL-F	1 WYXL-F	1 WYXL-F	1 WYXL-F	1 WIII-F	1 WYXL-F
2 WQNY-F	2 WQNY-F	2 WQNY-F	2 WYXL-F	2 WQNY-F >	1 WQNY-F	2 WHCU <	2 WQNY-F >	2 WQNY-F >	2 WYXL-F >	2 WQNY-F
3 WVBR-F	3 WVBR-F	3 WIII-F	3 WQNY-F >	3 WVBR-F	1 WIII-F >	3 WQNY-F >>	3 WHCU	3 WIII-F	3 WQNY-F	3 WVBR-F
4 WIII-F >	3 WIII-F >>>	4 WVBR-F >>	4 WIII-F	3 WIII-F >>	4 WVBR-F >>	4 WIII-F	4 WIII-F	4 WHCU	4 WNKI-F	4 WIII-F
			5 WTKO >				5 WVBR-F >	5 WVBR-F	4 WVBR-F	4 WHCU >>
							6 WTKO	6 WTKO	4 WHCU >	

Other Rated Stations				Metro Share	Cume Rating	TSA AQH Cume	Other Rated Stations--Outside Market				Metro Share	Cume Rating	TSA AQH Cume		
WTKO	SPRTS	1470	Ithaca	3.2	5.1	3	50	WHCD-F	J	106.9	Auburn	1.1	4.0	5	61
								WMRV-F	CHR	105.7	Endicott	2.1	2.3	3	55
								WNKI-F	CHR	106.1	Corning	2.1	6.7	4	85
								WNTQ-F	CHR	93.1	Syracuse	1.1	5.2	6	155
								WNVE-F	AOR-P	95.1	Honeoye Falls	2.1	8.2	11	173
								WNYR-F	AC	98.5	Watertown	1.1	3.2	3	55

AM Stations

WHCU	870	5 kw/0.5 kw (DA-N)	Full Service	CBS	Christal	WTKO/WYXL-F/WQNY
------	-----	--------------------	--------------	-----	----------	------------------

FM Stations

WIII	99.9	24 kw @ 770	Classic AOR		Katz	Citadel, pend.	Cortland
WQNY	103.7	12 kw @ 889	Country	ABC	Christal	WHCU/WTKO/WYXL-F	
WVBR	93.5	3 kw @ 250	AOR	Westwd, CNN	--		
WYXL	97.3	26 kw @ 879	AC	Westwd	Christal	WHCU/WTKO/WQNY-F	

Notes: WNKI-F -- See Elmira-Corning . . . 10/99 WIII-F sold by Pilot (Broadcasting Partners) to Citadel as part of a \$190,000,000 group transaction

JACKSON, TN

Arbltron Rank 267 Pop (12+) 72,000
 Market TSL In Hours 19.75
 Average Persons Rating: 14.3

Stations 16 / 12
 Diaries: 420/171:1/52.0%
 Sample Target: 400

% Below Line: 4.8
 % Not Listed: 14.6
 Total Retail Sales: \$1.01 Bil.

12+ Metro	Format	Fall 99 1/4 Share	Spg 99	Fall 98	Spg 98	Fall 97	12+ Metro Cume / Rtg	Spg 99	Fall 98	12+ TSA AQH / Cume	
1	WFKX-F B	19 / 18.4	19.7	16.4	12.4	18.4	204 / 28.3	26.2	25.9	43 / 369	WFKX-F
2	WTVN-F C	15 / 14.5	12.4	13.4	12.4	13.0	179 / 24.8	21.4	29.1	43 / 735	WTVN-F
3	WOJG-F B/G	9 / 8.7	7.3	8.2	6.8	7.6	102 / 14.1	10.5	13.1	15 / 165	WOJG-F
4	WYNU-F CL HITS	7 / 6.8	9.3	9.2	9.0	9.7	103 / 14.3	18.6	15.7	31 / 482	WYNU-F
5	WZDQ-F AC/CHR	6 / 5.8	3.1	3.1	6.8	5.4	102 / 14.2	11.7	10.9	22 / 263	WZDQ-F
5	WNWS-F N/T	6 / 5.8	6.2	5.1	4.5	4.3	92 / 12.8	12.8	12.5	13 / 217	WNWS-F
5	WMXX-F O	6 / 5.8	6.2	8.2	6.8	6.5	96 / 13.4	14.7	14.5	24 / 287	WMXX-F
8	WLSZ-F AOR-NR	5 / 4.8	6.2	4.1	4.5	2.2	106 / 14.8	10.9	9.9	21 / 319	WLSZ-F
9	WTJS ST/FS	4 / 3.9	3.1	3.1	4.5	2.2	47 / 6.6	8.8	8.8	8 / 98	WTJS

12+ FM Share (Metro): 95.45% (84 of 88) (Fall 98: 95.35%)

18-34	18-49	25-54	35+	Wom 25-54	Men 25-54	12+ AMD	12+ Mid	12+ PMD	12+ Eve	12+ Wknd
1 WFKX-F >>	1 WFKX-F >	1 WFKX-F	1 WTVN-F	1 WFKX-F	1 WTVN-F	1 WFKX-F <	1 WTVN-F	1 WFKX-F <	1 WFKX-F >>	1 WFKX-F >>
2 WTVN-F	2 WTVN-F	2 WTVN-F	1 WFKX-F	2 WTVN-F	1 WYNU-F	2 WTVN-F	2 WFKX-F >	2 WTVN-F >>	2 WOJG-F >	2 WOJG-F
3 WLSZ-F >	3 WYNU-F	3 WYNU-F	3 WOJG-F	2 WOJG-F	1 WFKX-F	3 WNWS-F	3 WZDQ-F <	3 WMXX-F >>	3 WTVN-F >	3 WTVN-F >>
4 WHRK-F	4 WOJG-F	3 WOJG-F	4 WMXX-F	4 WMXX-F	4 WNWS-F >	4 WOJG-F	4 WMXX-F <	3 WYNU-F	4 WLSZ-F	4 WMXX-F
4 WYNU-F >	5 WLSZ-F	5 WMXX-F	5 WNWS-F	4 WZDQ-F >	5 WLSZ-F	5 WYNU-F	5 WYNU-F	5 WLSZ-F	4 WYNU-F >	4 WYNU-F
	5 WZDQ-F >	6 WLSZ-F	5 WYNU-F		5 WMXX-F	6 WLSZ-F	6 WOJG-F	5 WZDQ-F		6 WLSZ-F
		6 WZDQ-F			5 WOJG-F >			5 WOJG-F		6 WTJS
		6 WNWS-F >>>								6 WZDQ-F >

Other Rated Stations				Metro Share	Cume Rating	TSA AQH Cume	Other Rated Stations--Outside Market				Metro Share	Cume Rating	TSA AQH Cume
WHHM-F	C/O	107.7	Henderson	1.9	4.8	9 154	WASL-F	AC	100.1	Dyersburg	1.0	5.4	14 257
WWGM-F	G	93.1	Alamo	1.9	5.8	9 129	WHRK-F	B	97.1	Memphis	1.9	11.2	12 202
WWYN-F	C	106.9	McKenzie	1.9	8.7	24 481	WMC-F	CHR/AC	99.7	Memphis	1.0	3.8	4 98
							WSRR-F	CL HITS	98.1	Millington	1.0	2.3	2 47

AM Stations

WTJS	1390	5 kw/1 kw (DA-N)	Standards/Full Svc.	ABC, Jones	Katz	AMFM
------	------	------------------	---------------------	------------	------	------

FM Stations

WFKX	95.7	6 kw @ 314	Black		--	Black Crow, pend.	Henderson
WLSZ	105.3	3 kw @ 328	New Rock	ABC	--		Humboldt
WMXX	103.1	50 kw @ 298	Oldies		--	WDXI	
WNWS	101.5	2.2 kw @ 380	News/Talk	Westwd, CBS, TARN	--	WTBG-F	
WOJG	94.7	3 kw @ 328	Black Gospel			Dora-Clayto	Bolivar
WTVN	104.1	100 kw @ 680	Country	ABC		Katz	AMFM
WYNU	92.3	100 kw @ 990	Classic Hits			Katz	AMFM
WZDQ	102.3	6 kw @ 300	AC/CHR			Regional	Black Crow, pend.

Notes: 10/99 AMFM and Clear Channel announced plans to merge . . . 2/00 WWYN-F (106.9; McKenzie) sold to Black Crow Broadcasting for \$1,872,500 . . . 3/00 WFKX-F and WZDQ-F sold to Black Crow for \$3,340,000 . . . 3/00 WHHM (107.7; Henderson) sold to Black Crow for \$1,350,000. Black Crow's purchases have been "red-flagged" by the FCC for possible undue revenue concentration

JONESBORO, AR

Arbitron Rank 271 Pop (12+) 66,100	Stations 13 / 6	% Below Line: 23.1
Market TSL in Hours 17.75	Diaries: 481/137:1/52.5%	% Not Listed: 15.1
Average Persons Rating: 13.0	Sample Target: 400	Total Retail Sales: \$0.97 Bil.

12+ Metro	Format	Fall 99 1/4 Share	Spg 99	Fall 98	Spg 98	Fall 97	12+ Metro Cume / Rtg	Spg 99	Fall 98	12+ TSA AQH / Cume	
1	KFIN-F	14 / 16.2					236 / 35.7			42 / 596	KFIN-F
2	KDXY-F	13 / 15.0					148 / 22.4			21 / 320	KDXY-F
3	KIYS-F	12 / 13.9					203 / 30.7			53 / 790	KIYS-F
4	KDEZ-F	10 / 11.6					142 / 21.4			21 / 330	KDEZ-F
5	KKEY-F	7 / 8.1					70 / 10.6			12 / 120	KKEY-F

12+ FM Share (Metro): 94.52% (69 of 73) (Fall 98: NA)

18-34	18-49	25-54	35+	Wom 25-54	Men 25-54	12+ AMD	12+ Mid	12+ PMD	12+ Eve	12+ Wknd
1 KDEZ-F >	1 KDEZ-F	1 KDEZ-F	1 KFIN-F	1 KIYS-F	1 KDEZ-F >	1 KFIN-F >	1 KFIN-F	1 KDXY-F	1 KIYS-F >	1 KIYS-F
2 KIYS-F	2 KDXY-F	2 KFIN-F	2 KDXY-F >	1 KFIN-F	2 KFIN-F	2 KDXY-F	1 KDXY-F	2 KIYS-F <	2 KFIN-F	1 KFIN-F
2 KDXY-F	3 KIYS-F	2 KDXY-F	3 KKEY-F >	1 KDXY-F >	2 KDXY-F >	3 KIYS-F	3 KDEZ-F	3 KFIN-F	3 KDXY-F	1 KDXY-F
4 KFIN-F >	3 KFIN-F >>	4 KIYS-F >	4 KIYS-F	4 KDEZ-F >>	4 WEGR-F	4 KDEZ-F >	4 KIYS-F	4 KDEZ-F	4 KDEZ-F >	4 KDEZ-F
	5 WEGR-F	5 WEGR-F	4 KDEZ-F >>	4 KKEY-F	5 WEGR-F >	5 KKEY-F >	5 KKEY-F >	5 KKEY-F >>	5 WMC-F >>	5 KKEY-F >>
	5 KKEY-F	5 KKEY-F		4 KJBX-F						
	5 KJBX-F >>>	5 KJBX-F >>>		4 KIYS-F >>						

Other Rated Stations				Metro Share	Cume Rating	TSA AQH	Cume	Other Rated Stations--Outside Market				Metro Share	Cume Rating	TSA AQH	Cume
KBTM	N/T	1230	Jonesboro	2.3	6.0	2	52	KJBR-F	C/O	93.7	Marked Tree	2.3	5.9	5	68
KNEA	REL	970	Jonesboro	2.3	7.1	2	47	KJBX-F	AC	106.7	Trumann	3.5	8.7	4	91
								WEGR-F	AOR	102.7	Memphis	4.6	12.4	19	290
								WHRK-F	B	97.1	Memphis	1.2	5.6	9	154
								WMC-F	AC/CHR	99.7	Memphis	2.3	6.0	11	168
								WSRR-F	CL HITS	98.1	Millington, TN	1.2	6.2	3	110

FM Stations

KDEZ	100.5	26 kw @ 407	AOR		--	KDXY-F/KJBX-F	
KDXY	104.9	13.5 kw @ 449	Country	ABC	--	KDEZ-F/KJBX-F	Lake City
KFIN	107.9	100 kw @ 600	Country	CNN	--	Cumulus, pend.	
KIYS	101.9	100 kw @ 1059	CHR		Katz	Cumulus, pend.	
KKEY	95.9	6 kw @ 328	Oldies		--	Pollack, pend.	Harrisburg

Notes: This is the market's first Arbitron survey . . . The metro area is Craighead County, AR . . . Other ranked stations -- See Memphis in the Fall 1999 American Radio . . . 11/99 KBTM, KFIN-F and KIYS-F (plus an outdoor advertising operation) sold by Duke to Cumulus for \$26,500,000 . . . 3/00 KJBR-F, KKEY-F, KNEA and KOCY-F sold by various entities to Pollack Broadcasting for \$2,500,000

JOPLIN, MO

Arbltron Rank 227	Pop (12+) 125,300	Stations 20 / 16	% Below Line: 2.3
Market TSL In Hours 19.50		Diaries: 487/257:1/56.4%	% Not Listed: 20.3
Average Persons Rating: 14.1		Sample Target: 470	Total Retail Sales: \$1.80 Bil.

12+ Metro	Format	Fall 99 1/4 Share	Spg 99	Fall 98	Spg 98	Fall 97	12+ Metro Cume / Rtg	Spg 99	Fall 98	12+ TSA AQH / Cume	
1 KIXQ-F	C	31 / 17.5	21.3	27.3	10.0	12.8	370 / 29.6	31.5	32.7	61 / 831	KIXQ-F
2 KSYN-F	CHR	28 / 15.8	15.0	15.1	15.6	16.6	388 / 30.9	35.9	26.7	58 / 877	KSYN-F
3 KXDG-F	CL AOR	17 / 9.6	8.1	7.0	8.1	10.7	188 / 15.0	16.7	16.7	18 / 223	KXDG-F
4 KMXL-F	SAC	12 / 6.8	5.8	5.2	4.4	5.3	142 / 11.3	15.3	12.5	15 / 200	KMXL-F
5 KKOW-F	C	8 / 4.5	4.6	3.5	7.5	5.9	161 / 12.8	9.7	8.5	49 / 712	KKOW-F
5 KJMK-F	AC	8 / 4.5	3.5	4.1	6.9	5.3	157 / 12.6	12.0	11.0	12 / 309	KJMK-F
7 KBTN-F	C	7 / 4.0	1.7	0.6		2.7	83 / 6.6	5.4	5.0	16 / 149	KBTN-F
8 KJML-F	AOR-NR	6 / 3.4	2.9	3.5	0.6	1.1	110 / 8.8	11.3	10.2	9 / 187	KJML-F

12+ FM Share (Metro): 88.65% (125 of 141) (Fall 98: 93.80%)

18-34	18-49	25-54	35+	Wom 25-54	Men 25-54	12+ AMD	12+ Mid	12+ PMD	12+ Eve	12+ Wknd
1 KSYN-F >	1 KIXQ-F	1 KIXQ-F >	1 KIXQ-F >>	1 KIXQ-F	1 KIXQ-F	1 KIXQ-F	1 KIXQ-F >	1 KIXQ-F	1 KSYN-F >>	1 KIXQ-F <
2 KIXQ-F	2 KSYN-F	2 KSYN-F	2 KXDG-F	2 KSYN-F	1 KXDG-F >	2 KSYN-F >	2 KSYN-F >	1 KSYN-F >	2 KIXQ-F	2 KSYN-F >
3 KXDG-F >	3 KXDG-F >	2 KXDG-F >	3 KBTN-F	3 KMXL-F >	3 KSYN-F	3 KXDG-F >>	3 KXDG-F	3 KXDG-F >	3 KXDG-F	3 KMXL-F
4 KMXL-F	4 KMXL-F	4 KMXL-F >	3 KSYN-F	4 KXDG-F	4 KMXL-F	4 KKOW-F	4 KMXL-F >	4 KMXL-F >	4 KMXL-F	4 KXDG-F >
4 KJMK-F	5 KJMK-F >	5 KJMK-F	5 KMXL-F	5 KJMK-F >	4 KKOW-F	4 KBTN-F	5 KBTN-F	5 KKOW-F	5 KJMK-F	5 KKOW-F
		6 KKOW-F >	6 KKOW-F		6 KJML-F	4 KKOW <	5 KJMK-F	6 KJML-F	6 KKOW-F	6 KJML-F
					6 KJMK-F >>	7 KMXL-F	5 KQYX	6 KJMK-F		6 KJMK-F

Other Rated Stations				Metro Share	Cume Rating	TSA AQH Cume	Other Rated Stations--Outside Market				Metro Share	Cume Rating	TSA AQH Cume
KBTN	C	1420	Newton	1.1	2.7	2 34	KJEM-F	CL AOR	93.3	Seligman, MO	0.6	2.8	2 84
KDMO	C	1490	Carthage	1.1	3.7	2 48	KMXF-F	AC/CHR	101.9	Lowell, AR	0.6	2.7	4 102
KKLL	REL	1100	Webb City	0.6	2.1	1 30	KOSP-F	O	105.1	Willard, MO	0.6	2.4	3 99
KKOW	C	860	Pittsburg, KS	2.3	5.1	12 251	KWTO	T	560	Springfield, MO	0.6	3.4	4 88
KMOQ-F	CL HITS	107.1	Baxter Springs, KS	1.7	7.4	11 166							
KQYX	N/T	1560	Joplin	2.3	6.2	4 78							
KWXD-F	O	103.5	Asbury	1.1	6.9	6 182							
WMBH	SPRTS	1450	Joplin	1.1	3.8	2 54							

AM Stations

KKOW	860	10 kw/5 kw (DA-N)	Country/Farm	CBS	Mc-Guild	Pittsburg, KS
KQYX	1560	10 kw (Days, DA)	News/Talk	ABC, CNN	Katz	WMBH/KMOQ-F, etc.

FM Stations

KBTN	99.7	16.5 kw @ 404	Country	ABC	-	Newton
KIXQ	102.5	100 kw @ 410	Country		Banner Zimmer	
KJMK	93.9	50 kw @ 500	AC	ABC	Christal Zimmer	Webb City
KJML	105.3	12.5 kw @ 289	New Rock		Katz KQYX/WMBH, etc.	Columbus, KS
KKOW	96.9	100 kw @ 390	Country	CBS	Mc-Guild	KKOW-F Pittsburg, KS
KMXL	95.1	50 kw @ 472	Soft AC	ABC	-	KDMO Carthage
KSYN	106.5	100 kw @ 430	CHR		Christal Zimmer	
KXDG	97.9	3.4 kw @ 443	Classic AOR		Christal Zimmer	Webb City

Notes:

KILLEEN-TEMPLE, TX

Arbitron Rank 149	Pop (12+) 247,800	Stations 20 / 8	% Below Line: 40.1
Market TSL in Hours 18.50	Diaries: 682/363:1/56.5%	% Not Listed: 15.1	
Average Persons Rating: 13.6	Sample Target: 620	Total Retail Sales: \$2.5 Bil.	

12+ Metro	Format	Fall 99 1/4 Share	Spg 99	Fall 98	Spg 98	Fall 97	12+ Metro Cume / Rtg	Spg 99	Fall 98	12+ TSA AQH / Cume		
1	KIIZ-F	B	43 / 12.7	13.3	15.6	13.9	13.0	473 / 19.1	21.2	22.8	44 / 493	KIIZ-F
2	WACO-F	C	41 / 12.1	9.1	11.5	8.0	6.3	486 / 19.6	18.9	17.7	57 / 646	WACO-F
3	KWTX-F	CHR	37 / 10.9	10.0	10.9	13.3	12.1	657 / 26.5	28.1	27.8	47 / 795	KWTX-F
4	KYUL-F	D	23 / 6.8	6.4	7.9	8.3	7.7	334 / 13.5	15.3	16.9	24 / 370	KYUL-F
5	KLFX-F	ADR	21 / 6.2	8.0	6.5	6.5	5.2	299 / 12.1	15.0	12.0	23 / 327	KLFX-F
6	KOOC-F	AC	19 / 5.6	5.5	4.4	3.6	8.0	289 / 11.7	12.6	9.6	20 / 312	KOOC-F
7	KOOV-F	C	16 / 4.7	4.4	3.8	6.5	7.7	264 / 10.7	9.9	11.0	20 / 310	KOOV-F
8	KQBT-F	CHR/U	14 / 4.1	4.4	5.9	3.0	5.5	335 / 13.5	13.4	15.8	15 / 387	KQBT-F
8	KLTD-F	REL-CC	14 / 4.1	2.2	0.9	1.8	1.7	211 / 8.5	7.0	3.5	14 / 233	KLTD-F
10	KTEM	N/T	13 / 3.8	3.3	2.9	4.4	1.7	136 / 5.5	5.0	7.3	13 / 159	KTEM

12+ FM Share (Metro). 91.64% (263 of 287) (Fall 98: 92.17%)

18-34	18-49	25-54	35+	Wom 25-54	Men 25-54	12+ AMD	12+ Mid	12+ PMD	12+ Eve	12+ Wknd
1 KWTX-F	1 KIIZ-F <	1 WACO-F	1 WACO-F	1 KIIZ-F >	1 WACO-F >>	1 WACO-F	1 WACO-F >	1 KWTX-F	1 KIIZ-F >	1 KIIZ-F >
2 WACO-F	2 WACO-F	2 KIIZ-F	2 KYUL-F	2 KWTX-F	2 KLFX-F	2 KIIZ-F	2 KWTX-F <	1 KIIZ-F	2 KWTX-F >	2 KWTX-F
2 KIIZ-F	3 KWTX-F >	3 KWTX-F	3 KIIZ-F	3 KOOC-F	3 KOOV-F	3 KWTX-F >	3 KYUL-F	3 WACO-F >	3 WACO-F	3 WACO-F >
4 KLFX-F >	4 KLFX-F	3 KOOC-F	4 KTEM <	4 WACO-F	3 KYUL-F	4 KOOC-F <	4 KIIZ-F	4 KYUL-F	4 KQBT-F >	4 KLFX-F <
5 KQBT-F	5 KOOC-F	3 KYUL-F	5 KOOC-F	4 KYUL-F >>	5 KLTD-F	5 KLFX-F <	5 KLFX-F	5 KLFX-F	5 KOOC-F	5 KYUL-F <
6 KOOC-F	6 KYUL-F	6 KLFX-F	5 KOOV-F	5 KIIZ-F	5 KLTD-F	6 KOOV-F <	6 KOOC-F <	6 KOOC-F	6 KLFX-F	6 KQBT-F <
	7 KLTD-F	6 KLTD-F	7 KLTD-F	7 KOOC-F	7 KYUL-F	7 KYUL-F	7 KLTD-F <	7 KQBT-F	7 KOOV-F <	7 KOOV-F <
		6 KOOV-F >	8 KWTX-F			8 KTEM <	8 KTEM	8 KLTD-F	8 KOOC-F >	8 KOOC-F >
						9 KJFK-F		8 KOOV-F		

Other Rated Stations				Metro Share	Cume Rating	TSA AQH	Cume	Other Rated Stations--Outside Market				Metro Share	Cume Rating	TSA AQH	Cume
KTON	REL	940	Belton	0.6	1.7	2	46	KAHK-F	CL HITS	107.7	Georgetown	2.4	6.7	8	174
								KAMX-F	AC-NR	94.7	Luling	1.5	4.8	5	139
								KBBW	REL	101.0	Marlin	0.9	1.8	4	68
								KHLR-F	AOR-NR	103.9	Cameron	0.9	2.7	3	79
								KJFK-F	T	98.9	Lampasas	2.4	6.8	11	195
								KLBJ-F	AOR	93.7	Austin	0.6	3.6	2	97
								KLNC-F	C	93.3	Killeen	2.1	9.5	12	343
								KWOW-F	C/O	103.3	Clifton	0.6	2.0	3	66
								WBAP	FS/T	82.0	Fort Worth	1.8	4.1	6	111

AM Stations

KTEM	1400	1 kw	News/Talk	CBS	--
------	------	------	-----------	-----	----

FM Stations

KIIZ	92.3	3 kw @ 259	Black	AMFM	Sentry	AMFM	
KLFX	107.3	1.65 kw @ 581	AOR	AMFM	Sentry		Nolanville
KLTD	101.7	16.6 kw @ 410	Contemp. Christian	SRN, USA	Salem	Cumulus, pend.	
KOOC	106.3	11.5 kw @ 490	AC	ABC	Allied	Cumulus, pend.	Belton
KOOV	103.1	6.3 kw @ 66	Country	ABC	Allied	Cumulus, pend.	Copperas Cove
KYUL	105.5	7.8 kw @ 587	Oldies		Sentry	Cumulus, pend.	Harker Heights

Notes: Other ranked stations -- See Waco, or in the Fall 1999 American Radio, Austin . . . KLFX-F is LMA'd to AMFM; KOOC-F is LMA'd to KOOV-F . . . 10/99 AMFM and Clear Channel announced plans to merge. No divestitures in the market should be necessary . . . 3/00 The KYUL-F calls and Oldies format moved from 105.5 to 101.7 (ex-KLTD); the 105.5 changed to Country as KUSJ-F

LAKE CHARLES, LA

Arbitron Rank 205 Pop (12+) 148,200
 Market TSL in Hours 18.75
 Average Persons Rating: 13.6

Stations 20 / 9
 Diaries: 554/268:1/44.2%
 Sample Target: 540

% Below Line: 24.0
 % Not Listed: 9.0
 Total Retail Sales: \$1.71 Bil.

12+ Metro	Format	Fail 99 1/4 Share	Spg 99	Fail 98	Spg 98	Fail 97	12+ Metro Cume / Rtg	Spg 99	Fail 98	12+ TSA AQH / Cume	
1	KYKZ-F	C	39 / 19.5	20.3	25.6	25.7	511 / 34.5	33.0	41.0	54 / 760	KYKZ-F
2	KZWA-F	B	25 / 12.5	8.8	10.9	10.7	270 / 18.2	14.3	17.9	27 / 328	KZWA-F
3	KKGB-F	AOR	19 / 9.5	12.0	6.1	8.6	229 / 15.4	16.4	12.8	24 / 322	KKGB-F
4	KHLA-F	AC	18 / 9.0	9.4	8.7	9.4	318 / 21.5	22.4	26.8	31 / 493	KHLA-F
5	KBIU-F	CHR/AC	14 / 7.0	9.9	7.8	9.9	306 / 20.6	24.6	18.4	15 / 332	KBIU-F
6	KAJN-F	REL	13 / 6.5	2.6	1.3	2.1	132 / 8.9	7.3	5.6	18 / 184	KAJN-F
7	KXZZ	B/AC	7 / 3.5	3.6	9.6	7.7	95 / 6.4	8.6	14.2	7 / 95	KXZZ
7	KAOK	T	7 / 3.5	1.6	1.7	2.1	97 / 6.6	5.2	5.3	8 / 147	KAOK
9	KRAW-F	C	5 / 2.5	3.1	2.2		136 / 9.2	11.2	7.6	6 / 183	KRAW-F
9	KQXY-F	CHR	5 / 2.5	3.1	3.0	4.7	155 / 10.4	9.7	9.7	21 / 293	KQXY-F

12+ FM Share (Metro): 87.36% (159 of 182) (Fall 98: 83.09%)

18-34	18-49	25-54	35+	Wom 25-54	Men 25-54	12+ AMD	12+ Mid	12+ PMD	12+ Eve	12+ Wknd
1 KZWA-F	1 KYKZ-F <	1 KYKZ-F >	1 KYKZ-F >>>	1 KYKZ-F >	1 KKGB-F >	1 KYKZ-F >	1 KYKZ-F >	1 KYKZ-F	1 KZWA-F <	1 KYKZ-F
2 KKGB-F	2 KZWA-F	2 KKGB-F <	2 KZWA-F	2 KZWA-F	2 KYKZ-F >	2 KZWA-F	2 KKGB-F <	2 KZWA-F	2 KYKZ-F >>	2 KZWA-F >
3 KYKZ-F	3 KKGB-F	3 KZWA-F <	2 KHLA-F	3 KHLA-F	3 KHLA-F	3 KKGB-F	3 KHLA-F	3 KHLA-F <	3 KAJN-F	3 KBIU-F <
4 KBIU-F	4 KHLA-F	4 KHLA-F >	4 KKGB-F	4 KAJN-F	4 KZWA-F >	4 KHLA-F	4 KZWA-F >	4 KKGB-F >	4 KHLA-F	4 KKGB-F
5 KHLA-F >>	5 KBIU-F >	5 KBIU-F	5 KAOK	5 KBIU-F >	5 KBIU-F >>	5 KBIU-F	5 KBIU-F <	5 KAJN-F <	5 KBIU-F	4 KAJN-F
		6 KAJN-F >>	5 KAJN-F			6 KAJN-F	6 KAOK	6 KBIU-F >	5 KKGB-F	6 KHLA-F >
										7 KXZZ

Other Rated Stations				Metro Share	Cume Rating	TSA AQH Cume	Other Rated Stations--Outside Market				Metro Share	Cume Rating	TSA AQH Cume		
KEZM	O	1310	Sulphur	1.5	3.6	3	53	KBXX-F	B/CHR	97.9	Houston	0.5	2.8	2	50
KLCL	SPRTS	1470	Lake Charles	1.0	3.2	3	61	KIOC-F	AOR-NR	106.1	Orange, TX	2.0	6.8	11	215
								KJEF-F	C	92.9	Jennings, LA	1.5	4.2	6	127
								KJJB-F	O	105.5	Eunice, LA	2.0	2.3	4	43
								KLVI	T	560	Beaumont, TX	2.0	3.7	8	109
								KQIS-F	SAC	102.1	Basile, LA	1.0	2.5	2	53
								KSMB-F	CHR	9.5	Lafayette, LA	2.0	7.1	7	201
								KTFA-F	REL	92.5	Groves, TX	1.5	4.6	3	76

AM Stations

KAOK	1400	1 kw	Talk	CBS, Talknt, TARN	---
KXZZ	1580	1 kw (DA-N)	Black AC	ABC, AURN	--- Cumulus

FM Stations

KBIU	103.7	100 kw @ 469	CHR/AC	ABC, CNN	--- Cumulus
KHLA	99.5	100 kw @ 987	AC	ABC, Westwd	Christal Radio South
KKGB	101.3	25 kw @ 289	AOR	AP, CNN	Christal Cumulus Sulphur
KRAW	107.5	50 kw @ 462	Country		--- Radio South Lake Arthur
KYKZ	96.1	100 kw @ 1411	Country	ABC	--- Cumulus
KZWA	105.3	50 kw @ 492	Black	AURN	---

Notes: Other ranked stations -- See Beaumont-Port Arthur, TX or, in the Fall 1999 American Radio, Lafayette, LA

LAREDO, TX

Arbitron Rank 202 Pop (12+) 152,600	Stations 17 / 7	% Below Line: 15.3
Market TSL in Hours 21 00	Diaries: 558/273 1/37 3%	% Not Listed: 22.9
Average Persons Rating: 15.5	Sample Target: 540	Total Retail Sales: \$1.99 Bil

12+ Metro	Format	Fall 99 1/4 Share	Spg 99	Fall 98	Spg 98	Fall 97	12+ Metro Cume / Rtg	Spg 99	Fall 98	12+ TSA AOH / Cume	
1 KRRG-F	CHR/U	37 / 15.7	12.3	18.1	16.8	15.2	588 / 38.2	33.2	41.3	40 / 636	KRRG-F
2 KJBZ-F	SP-TJ	33 / 14.0	20.9	16.8	16.3	13.0	425 / 27.8	37.2	33.1	34 / 444	KJBZ-F
3 KOUR-F	CL HITS	29 / 12.3	5.7	6.2	8.0	9.6	308 / 20.2	15.6	15.5	30 / 324	KOUR-F
4 KNEX-F	SP-C	26 / 11.0	11.9	11.9	20.1	21.3	470 / 30.8	31.2	32.4	26 / 473	KNEX-F
5 KBDR-F	SP-R	13 / 5.5	7.4	9.7	10.9	7.4	235 / 15.4	18.9	16.0	14 / 250	KBDR-F
6 XGTS-F	SP-C	8 / 3.4	4.9	4.9			113 / 7.4	9.6	6.5	8 / 114	XGTS-F
7 XTLN-F	SP-C	7 / 3.0	2.9	2.2	2.5	2.2	154 / 10.1	9.9	7.2	7 / 155	XTLN-F
7 XNOE-F	SP-C	7 / 3.0	5.7	2.6	3.4	6.9	78 / 5.2	11.0	6.2	7 / 79	XNOE-F

12+ FM Share (Metro) 93.41% (170 of 182) (Fall 98 91.67%)

18-34	18-49	25-54	35+	Wom 25-54	Men 25-54	12+ AMD	12+ Mid	12+ PMD	12+ Lvc	12+ Wknd
1 KRRG-F	1 KRRG-F >	1 KOUR-F	1 KJBZ-F	1 KOUR-F	1 KOUR-F >>	1 KRRG-F	1 KJBZ-F <	1 KRRG-F	1 KRRG-F >	1 KJBZ-F
2 KNEX-F >	2 KOUR-F >	2 KJBZ-F <	2 KOUR-F >	1 KRRG-F	2 KJBZ-F	2 KJBZ-F <	2 KOUR-F	2 KJBZ-F	2 KNEX-F	1 KRRG-F
3 KOUR-F	3 KJBZ-F <	3 KRRG-F >	3 KRRG-F >	3 KJBZ-F	3 KRRG-F >	3 KOUR-F	3 KRRG-F	2 KOUR-F	3 KJBZ-F >	3 KRRG-F
4 KJBZ-F >	4 KNEX-F >	4 KNEX-F >>	4 XGTS-F	4 KNEX-F >	4 KBDR-F >>	4 KNEX-F >	4 KNEX-F <	4 KNEX-F >	4 KOUR-F >	4 KOUR-F <
	5 KBDR-F >		5 KBDR-F	5 KBDR-F		5 XGTS-F <	5 KBDR-F >	5 KBDR-F >	5 KBDR-F >	5 KBDR-F >
			6 XNOE-F	6 XNOE-F >		6 XNOE-F	6 XGTS-F			6 XTLN-F
			6 KNEX-F			7 KBDR-F >	7 XNOE-F			

Other Rated Stations				Metro Share	Cume Rating	TSA AOH Cume	Other Rated Stations--Outside Market				Metro Share	Cume Rating	TSA AOH Cume		
KLNT	SP	1300	Laredo	1.3	2.4	3	36	XE MU	SP	580	Pedras Negras, MX	0.8	1.9	2	39
KLNT	SP	1450	Laredo	2.1	5.4	5	87	XHAS-F	SP-C	101.5	Nuevo Laredo, MX	0.4	3.5	1	55
								XHBK-F	SP	95.7	Nuevo Laredo, MX	0.4	2.4	1	38
								XHAW-F	SP-C	102.3	Nuevo Laredo, MX	1.3	5.4	1	83
								XHMK-F	SP	90.3	Nuevo Laredo, MX	0.4	3.2	1	48
								XNOE-F	SP-C	97.1	Nuevo Laredo, MX	1.7	5.3	4	86
								XNL1	SP-C	1030	Nuevo Laredo, MX	0.8	2.8	2	44

AM Stations:

KLNT	1300	11w (6-53)	Hispanic Religion	CBS
KLNT	1450	11w	News/Talk	ABC

FM Stations:

KLNT	100.5	42w (6-53)	Hispanic Regional		Miranda City
KLNT	92.7	31w (6-29)	Tegano	ABC	Katz Hesp
KLNT	106.1	51w (6-21)	Hispanic Contemp	ABC	Radio
KLNT	94.9	19w (6-10)	Classic Hit		KJBZ-F
KLNT	98.1	10w (6-7)	Dance CHR		
KLNT	106.3	31w (6-22)	Hispanic Contemp		
KLNT	96.1	16w (6-19)	Hispanic Contemp		XTLN-F
KLNT	91.1	12w (6-20)	Hispanic Contemp		
KLNT	94.1	16w (6-19)	Hispanic Contemp		XNOE-F

Note: Facilities of Mexican stations are not verified - regard with skepticism. KOUR-F and XGTS-F are LMA'd to KLNT/KNEX-F. KBDR-F simulcast KLNT (102.1 McAllen-Brownsville). 10/99 KOYE-F changed from Country to Classic Hit, as KOUR-F 100 KLNT/KNEX-F (and the LMA's of KOUR-F and XGTS-F) sold to Rodriguez Communications for \$3,000,000.

LAUREL-HATTIESBURG, MS

Arbitron Rank 208	Pop (12+) 145,900	Stations 17 / 13	% Below Line: 9.3
Market TSL In Hours 19.00		Diaries: 553/264:1/49.6%	% Not Listed: 16.5
Average Persons Rating: 14.1		Sample Target: 520	Total Retail Sales: \$1.34 Bil.

12+ Metro	Format	Fall 99 1/4 Share	Spq 99	Fall 98	Spq 98	Fall 97	12+ Metro Cume / Rtg	Spq 99	Fall 98	12+ TSA AQH / Cume		
1	WBBN-F	C	28 / 13.6	13.1	15.5	12.4	20.0	365 / 25.0	28.7	26.1	38 / 584	WBBN-F
2	WJKX-F	B/AC	23 / 11.2	8.2	8.5	9.0	8.9	267 / 18.3	16.1	16.1	34 / 419	WJKX-F
3	WXRR-F	AOR/CL	21 / 10.2	9.7	6.4	8.6	7.9	318 / 21.8	17.7	20.4	31 / 434	WXRR-F
4	WNSL-F	CHR	19 / 9.2	13.1	15.0	15.7	13.1	379 / 26.0	29.1	33.6	36 / 649	WNSL-F
5	WJMG-F	B	15 / 7.3	8.2	6.9	7.1	8.9	222 / 15.2	16.6	12.2	18 / 279	WJMG-F
6	WZKX-F	C	10 / 4.9	3.9	5.9	3.8	4.2	166 / 11.4	12.0	14.2	18 / 414	WZKX-F
6	WUSW-F	C	10 / 4.9					172 / 11.8			21 / 323	WUSW-F
8	WMXI-F	G	9 / 4.4	1.0	0.5	1.4	2.1	118 / 8.1	3.9	2.4	13 / 160	WMXI-F
9	WKZW-F	AC/CHR	8 / 3.9	1.9	1.6	1.0		146 / 10.0	7.9	7.2	9 / 183	WKZW-F
10	WORV	B/G	7 / 3.4	4.9	2.1	1.9	2.1	69 / 4.7	6.1	4.0	7 / 69	WORV

12+ FM Share (Metro): 94.77% (163 of 172) (Fall 98: 94.34%)

18-34	18-49	25-54	35+	Wom 25-54	Men 25-54	12+ AMD	12+ Mid	12+ PMD	12+ Eve	12+ Wknd
1 WXRR-F	1 WXRR-F	1 WXRR-F <	1 WBBN-F >	1 WBBN-F	1 WXRR-F >	1 WBBN-F	1 WBBN-F	1 WBBN-F	1 WJKX-F >	1 WJKX-F
2 WNSL-F	2 WBBN-F	2 WBBN-F	2 WXRR-F	1 WJKX-F >	2 WBBN-F	2 WNSL-F	2 WXRR-F >>	2 WXRR-F <	2 WNSL-F	2 WBBN-F
2 WJKX-F	2 WJKX-F <	3 WJKX-F >	3 WJKX-F	3 WNSL-F	3 WJKX-F >	3 WJKX-F <	3 WNSL-F	3 WNSL-F <	2 WBBN-F	3 WJMG-F
4 WBBN-F	4 WNSL-F >	4 WNSL-F >	4 WUSW-F	4 WJMG-F	4 WNSL-F	4 WXRR-F >	3 WXHB-F <	4 WJKX-F	4 WJMG-F	4 WXRR-F
5 WJMG-F	5 WJMG-F >	5 WJMG-F	5 WNSL-F	5 WMXI-F	5 WXHB-F	5 WJMG-F	5 WJKX-F	5 WJMG-F >	5 WZKX-F >>	5 WNSL-F
		6 WMXI-F	5 WJMG-F	5 WZKX-F	6 WJMG-F	6 WUSW-F	5 WUSW-F <	6 WUSW-F		6 WZKX-F
		6 WUSW-F	5 WMXI-F	5 WORV	6 WMXI-F	7 WMXI-F	7 WMXI-F	6 WZKX-F		7 WORV
			5 WZKX-F	5 WUSW-F	6 WUSW-F >	7 WZKX-F	8 WJMG-F	8 WMXI-F <		
				5 WXRR-F >						

Other Rated Stations				Metro Share	Cume Rating	TSA AQH	Cume	Other Rated Stations--Outside Market				Metro Share	Cume Rating	TSA AQH	Cume
WAML	B/G	1340	Laurel	1.0	1.6	2	27	WKXI-F	B/AC	107.5	Magee	1.0	3.4	7	140
WHER-F	O	99.3	Heidelberg	1.5	4.7	6	147	WLNF-F	CHR	95.3	Lumberton	1.0	6.7	5	205
WKNZ-F	CL HITS	107.1	Collins	1.5	6.0	4	117	WXHB-F	T	96.5	Richton	2.4	5.8	5	89
WMFM-F	SAC	106.3	Petal	2.4	9.6	5	154								

AM Stations

WORV	1580	1 kw (DA, Days)	Black Gospel	AURN	Dora	WJMG-F
------	------	-----------------	--------------	------	------	--------

FM Stations

WBBN	95.9	31 kw @ 623	Country	ABC	--	WKZW-F/WXRR-F	Taylorville
WJKX	102.5	50 kw @ 377	Black AC	ABC, AURN	K&P	Cumulus	Ellisville
WJMG	92.1	3 kw @ 300	Black	AURN	Dora	WORV	
WKZW	94.3	29.5 kw @ 646	Hot AC		--	WXRR-F	Bay Springs
WMXI	98.1	2.55 kw @ 512	Gospel		--		
WNSL	100.3	100 kw @ 1066	CHR	ABC	Katz	Cumulus	
WUSW	103.7	100 kw @ 994	Country		--	Cumulus	
WXRR	104.5	100 kw @ 479	AOR/Classic AOR		--	WBBN-F/WKZW-F	

Notes: WZKX-F -- See Biloxi-Gulfport

LAWTON, OK

Arbitron Rank 257 Pop (12+) 89,600	Stations 14 / 7	% Below Line: 10.3
Market TSL in Hours 20.00	Diaries: 332/270:1/54.5%	% Not Listed: 18.9
Average Persons Rating: 14.2	Sample Target: 320	Total Retail Sales: \$0.91 Bil.

12+ Metro	Format	Fall 99 1/4 Share	Spq 99	Fail 98	Spq 98	Fail 97	12+ Metro Cume / Rtg	Spq 99	Fail 98	12+ TSA AQH / Cume	
1	KLAW-F	27 / 21.3	21.3	15.8	18.8	20.5	274 / 30.6	38.5	39.0	30 / 387	KLAW-F
2	KJMZ-F	17 / 13.4	12.5	15.0	18.8	16.9	188 / 21.0	18.6	24.1	32 / 251	KJMZ-F
3	KMGZ-F	13 / 10.3	16.9	15.0	13.3	10.7	266 / 29.7	32.9	29.9	18 / 344	KMGZ-F
4	KZCD-F	12 / 9.5	8.8	5.5	11.0	9.8	148 / 16.6	19.9	17.2	14 / 188	KZCD-F
5	KVRW-F	10 / 7.9	6.6	6.3	8.6	8.0	144 / 16.1	16.8	19.7	13 / 224	KVRW-F
6	KBZQ-F	8 / 6.3	5.2	6.3	6.3	5.3	117 / 13.1	12.5	15.8	10 / 177	KBZQ-F

12+ FM Share (Metro): 93.20% (96 of 103) (Fall 98: 96.00%)

18-34	18-49	25-54	35+	Wom 25-54	Men 25-54	12+ AMD	12+ Mid	12+ PMD	12+ Eve	12+ Wknd
1 KLAW-F	1 KLAW-F	1 KLAW-F >	1 KLAW-F >>	1 KLAW-F	1 KLAW-F >	1 KLAW-F >	1 KLAW-F >>	1 KLAW-F >	1 KJMZ-F	1 KLAW-F >
2 KZCD-F	2 KJMZ-F	2 KJMZ-F	2 KVRW-F >	2 KJMZ-F >	2 KZCD-F	2 KJMZ-F	2 KZCD-F	2 KJMZ-F	2 KMGZ-F	2 KMGZ-F
2 KJMZ-F	3 KZCD-F <	3 KVRW-F	3 KJMZ-F	3 KVRW-F	2 KVRW-F	3 KMGZ-F	2 KJMZ-F	3 KMGZ-F	3 KZCD-F	2 KJMZ-F >
4 KMGZ-F >>	4 KMGZ-F >	4 KMGZ-F	3 KBZQ-F	3 KMGZ-F	4 KJMZ-F	4 KZCD-F <	4 KVRW-F	4 KZCD-F	4 KLAW-F	4 KVRW-F
	5 KVRW-F	4 KBZQ-F >	5 WBAP	4 KBZQ-F >	5 KVRW-F	5 KMGZ-F	5 KMGZ-F	5 KVRW-F	5 KBZQ-F >>	5 KZCD-F
	5 KBZQ-F >>	5 KMGZ-F	5 KKRX >	6 KFXI-F	6 KMGZ-F >>	6 KBZQ-F <	6 KBZQ-F >>			5 KBZQ-F >

Other Rated Stations				Metro Share	Cume Rating	TSA AQH Cume	Other Rated Stations--Outside Market				Metro Share	Cume Rating	TSA AQH Cume
KKRX	B/G	1050	Lawton	2.4	1.6	3 17	KFXI-F	C	92.1	Marlow, OK	3.2	3.7	8 190
							KLUR-F	C	99.9	Wichita Falls, TX	1.6	5.2	8 178
							KNIN-F	CHR	92.9	Wichita Falls, TX	0.8	7.4	4 143
							KOMA	O	1520	Oklahoma City	0.8	1.8	1 29
							KYYI-F	CL AOR	104.7	Burkburnett, TX	1.6	7.5	8 205
							WBAP	FS/T	820	Fort Worth	2.4	3.7	5 62

FM Stations

KBZQ	99.5	16 kw @ 338	Soft AC	Jones, AMFM, WW1	--
KJMZ	98.1	100 kw @ 202	Black	ABC	Interep Perry
KLAW	101.5	100 kw @ 590	Country	AMFM	Sentry AMFM
KMGZ	95.3	14 kw @ 312	CHR	Westwd	--
KVRW	107.3	50 kw @ 492	Oldies	ABC	--
KZCD	94.1	18 kw @ 525	Classic AOR	AMFM, Westwd	Sentry AMFM

Notes:

LEWISTON-AUBURN, ME

Arbitron Rank 261	Pop (12+) 83,900	Stations 23 / 1	% Below Line: 85.9
Market TSL in Hours 21.25		Diarles: 432/194:1/49.3%	% Not Listed: 12.6
Average Persons Rating: 16.1		Sample Target: 420	Total Retail Sales: \$1.34 Bil.

12+ Metro	Format	Fall 99 1/4 Share	Spg 99	Fall 98	Spg 98	Fall 97	12+ Metro Cume / Rtg	Spg 99	Fall 98	12+ TSA AQH / Cume	
1	WTHT-F	18 / 13.3	11.6	8.6	10.6	11.3	201 / 23.9	23.5	17.6	18 / 201	WTHT-F
2	WBLM-F	17 / 12.6	13.0	11.7	11.4	12.7	199 / 23.7	25.6	24.8	17 / 199	WBLM-F
3	WLAM-AF	11 / 8.2	8.2	7.0	9.1	6.3	126 / 15.0	13.9	12.9	11 / 126	WLAM-AF
4	WJBQ-F	10 / 7.4	9.6	7.8	8.3	6.3	197 / 23.5	25.9	23.8	10 / 197	WJBQ-F
5	WTOS-F	8 / 5.9	4.8	5.5	4.5	6.3	99 / 11.8	11.2	12.0	8 / 99	WTOS-F
5	WPOR-F	8 / 5.9	5.5	7.8	9.1	7.7	168 / 20.0	18.8	18.0	8 / 168	WPOR-F
7	WHOM-F	7 / 5.2	5.5	4.7	6.1	3.5	108 / 12.9	12.3	10.2	7 / 108	WHOM-F
8	WMWX-F	5 / 3.7	5.5	5.5	6.1	9.2	130 / 15.5	16.8	11.3	5 / 130	WMWX-F
8	WCYY-FF	5 / 3.7	4.8	3.9	3.8	4.9	108 / 12.8	11.4	13.1	5 / 108	WCYY-FF
8	WABK-F	5 / 3.7	4.1	5.5	3.8	2.8	80 / 9.5	9.7	7.3	5 / 80	WABK-F

12+ FM Share (Metro): 88.98% (105 of 118) (Fall 98: 89.66%)

18-34	18-49	25-54	35+	Wom 25-54	Men 25-54	12+ AMD	12+ Mid	12+ PMD	12+ Eve	12+ Wknd
1 WBLM-F	1 WBLM-F	1 WBLM-F	1 WLAM-AF <	1 WTHT-F >	1 WBLM-F >	1 WTHT-F	1 WBLM-F	1 WBLM-F >	1 WJBQ-F	1 WTHT-F >
2 WTHT-F >	2 WTHT-F >	2 WTHT-F >	2 WTHT-F	2 WHOM-F	2 WTOS-F >>	2 WBLM-F >	2 WTHT-F >	2 WTHT-F	2 WBLM-F	2 WJBQ-F
3 WJBQ-F	3 WJBQ-F	3 WTOS-F	3 WBLM-F	3 WBLM-F	3 WXGL-F	3 WLAM-AF	3 WLAM-AF	3 WJBQ-F	3 WTHT-F	2 WLAM-AF
3 WTOS-F	3 WTOS-F >	4 WJBQ-F	4 WPOR-F >	3 WJBQ-F >	3 WTHT-F >	4 WTOS-F	4 WPOR-F <	4 WLAM-AF <	4 WHOM-F	4 WBLM-F >
5 WCYY-FF >	5 WCYY-FF	4 WHOM-F	5 WHOM-F	5 WMWX-F	5 WJBQ-F	5 WPOR-F	5 WHOM-F <	5 WTOS-F	4 WLAM-AF	5 WPOR-F
	5 WHOM-F	6 WPOR-F	6 WABK-F	5 WPOR-F >>	5 WPOR-F	6 WJBQ-F	6 WTOS-F	5 WPOR-F	4 WTOS-F	6 WABK-F
	5 WMWX-F				5 WABK-F	7 WHOM-F	7 WABK-F	5 WCYY-FF	7 WMWX-F	6 WTOS-F
					5 WCLZ-F		7 WJBQ-F		7 WCYY-FF >	6 WMWX-F
					5 WCYY-FF >					6 WCYY-FF

Other Rated Stations	Metro Share	Cume Rating	TSA AQH Cume
WZOU ST 1470 Lewiston	1.5	5.9	2 50

Other Rated Stations--Outside Market	Metro Share	Cume Rating	TSA AQH Cume
WBCI-F REL 105.9 Bath	1.5	4.9	2 41
WCLZ-F AOR-P 98.9 Brunswick	2.2	6.3	3 53
WGAN FS/T 560 Portland	2.2	6.4	3 54
WMGX-F AC 93.1 Portland	1.5	6.2	2 52
WMME-AF CHR 92.3 Augusta	2.2	10.6	3 89
WOKQ-F C 97.5 Portsmouth, NH	1.5	2.6	2 22
WPKQ-F C 103.7 Berlin, NH	1.5	3.4	2 29
WXGL-F CL HITS 95.5 Topsham	2.2	4.7	3 40
WYNZ-F O 100.9 Westbrook	1.5	5.1	2 43

AM Stations

WZOU 1470 5 kw (DA-2)	Standards	ABC	Allied	Harron, pend.
-----------------------	-----------	-----	--------	---------------

Notes: Ranked stations - See Augusta-Waterville, ME, or in the Fall 1999 American Radio, Portland, ME . . . The market's Metro and Total survey areas are the same . . . 11/99 WZOU sold by Down East (Lerner & Frizzell) to Harron Communications (WMTW-TV) as part of a \$12,000,000 group transaction

LIMA, OH

Arbitron Rank 228	Pop (12+) 125,200	Stations 17 / 11	% Below Line: 20.2
Market TSL in Hours 19.75	Diaries: 554/226:1/57.0%	% Not Listed: 18.5	
Average Persons Rating: 14.7	Sample Target: 510	Total Retail Sales: \$1.90 Bil.	

12+ Metro	Format	Fall 99 1/4 Share	Spg 99	Fall 98	Spg 98	Fall 97	12+ Metro Cume / Rtg	Spg 99	Fall 98	12+ TSA AQH / Cume		
1	WIMT-F	C	27 / 14.7	12.0	18.1	19.8	17.0	368 / 29.4	26.2	30.6	56 / 878	WIMT-F
2	WBYP-F	AOR	20 / 10.9	9.2	6.8	8.6	8.8	236 / 18.9	21.0	15.0	37 / 447	WBYP-F
3	WZOO-F	CHR	17 / 9.3	7.4	10.2	7.0	12.1	302 / 24.1	22.4	24.1	26 / 545	WZOO-F
4	WFGF-F	C	16 / 8.7	8.6	8.5	7.0	2.7	271 / 21.6	17.3	19.2	19 / 378	WFGF-F
5	WIMA	FS/T	15 / 8.2	7.4	8.5	9.6	8.2	224 / 17.9	18.4	17.4	18 / 315	WIMA
6	WMLX-F	AC/CHR	11 / 6.0	7.4	3.9	3.7		176 / 14.0	14.7	9.1	13 / 257	WMLX-F
7	WBUK-F	O	9 / 4.9	6.3	5.6	7.0	9.3	131 / 10.5	13.5	11.8	13 / 218	WBUK-F
8	WUZZ-F	CL HITS	7 / 3.8	4.6	3.9	2.7	4.9	130 / 10.4	8.9	7.2	8 / 147	WUZZ-F
9	WOTL-F	AOR	6 / 3.3	3.4	1.1	1.1	1.6	99 / 7.9	10.3	3.4	10 / 184	WOTL-F
9	WLJM	B	6 / 3.3	5.1	3.4	4.8	4.9	46 / 3.6	4.6	4.0	6 / 46	WLJM

12+ FM Share (Metro) 82.67% (124 of 150) (Fall 98: 80.00%)

18-34	18-49	25-54	35+	Wom 25-54	Men 25-54	12+ AMD	12+ Mid	12+ PMD	12+ Eve	12+ Wknd
1 WBYP-F >>	1 WBYP-F <	1 WIMT-F >	1 WIMT-F	1 WMLX-F	1 WIMT-F >>	1 WIMT-F >	1 WIMT-F >	1 WBYP-F <	1 WBYP-F	1 WIMT-F >
2 WZOO-F	2 WIMT-F >	2 WBYP-F	2 WIMA >	1 WFGF-F	2 WBYP-F >>	2 WIMA <	2 WIMA <	2 WIMT-F	2 WZOO-F >	2 WFGF-F
3 WMLX-F	3 WZOO-F	3 WMLX-F	3 WFGF-F	1 WIMT-F	3 WMLX-F	3 WBYP-F	3 WBYP-F	3 WZOO-F	3 WFGF-F	2 WBYP-F
3 WIMT-F >	4 WMLX-F	3 WFGF-F	3 WBUK-F >	1 WBUK-F	3 WFGF-F	3 WZOO-F <	4 WFGF-F	4 WFGF-F >	3 WIMT-F	4 WIMA
	4 WFGF-F >>	5 WBUK-F	5 WUZZ-F	5 WLJM	3 WZOO-F	5 WFGF-F >	4 WZOO-F <	5 WMLX-F <	5 WMLX-F >	4 WZOO-F >
		6 WZOO-F	5 WCLR-F	6 WZOO-F	3 WOTL-F >	6 WOTL-F <	6 WMLX-F >	6 WIMA	6 WIMA	6 WMLX-F
			5 WOTL-F	6 WUZZ-F >		7 WBUK-F	7 WBUK-F >	7 WCLR-F	6 WBUK-F	7 WBUK-F
						8 WMLX-F			6 WUZZ-F	8 WUZZ-F
										8 WLJM >

Other Rated Stations				Metro Share	Cume Rating	TSA AQH Cume	Other Rated Stations--Outside Market				Metro Share	Cume Rating	TSA AQH Cume
WCSM-F	AC	95.7	Celina	1.1	3.3	6 161	WCLR-F	O	95.7	Piqua, OH	2.7	5.5	20 290
WDOH-F	C	107.1	Delphos	1.1	3.8	4 104	WERT	ST	1220	Van Wert, OH	0.5	2.8	5 102
WKKI-F	AC	94.3	Celina	0.5	3.4	2 96	WKXA-F	AC	100.5	Findlay, OH	0.5	2.1	5 97
							WLW	FS/T	700	Cincinnati	2.2	5.7	10 213

AM Stations

WIMA	1150	1 kw (DA-N)	Full Service/Talk	ABC	Katz	Clear Channel
WLJM	940	0.25 kw (DA, Days)	Black		--	Forever

FM Stations

WBUK	107.5	3 kw @ 328	Oldies		--	Clear Channel	Ft. Shawnee
WFGF	93.1	3 kw @ 328	Country	ABC	Christal	Forever	
WIMT	102.1	11 kw @ 1060	Country	ABC	Katz	Clear Channel	
WMLX	103.3	0.95 kw @ 823	AC/CHR		Katz	Clear Channel	Saint Mary's
WOTI	106.3	1.38 kw @ 489	AOR		Roslin	Clear Channel	Ottawa
WUZZ	104.9	3 kw @ 220	Classic Hits	ABC	Christal	Forever	
WZOO	92.1	3 kw @ 328	CHR		Christal	Forever	Wapakoneta

Notes: Other ranked stations -- See Fort Wayne or Dayton in the Fall 1999 American Radio ... 9/99 WAJC-F changed from AC to Classic Hits as WUZZ-F ("Was 104.9")

MANKATO-NEW ULM-ST. PETER, MN

Arbitron Rank 255	Pop (12+) 92,400	Stations 20 / 10	% Below Line: 23.5
Market TSL In Hours 20.25		Diaries: 474/195:1/56.0%	% Not Listed: 13.5
Average Persons Rating: 15.3		Sample Target: 440	Total Retail Sales: \$1.07 Bil.

12+ Metro	Format	Fall 99 1/4 Share	Spg 99	Fall 98	Spg 98	Fall 97	12+ Metro Cume / Rtg	Spg 99	Fall 98	12+ TSA AQH / Cume	
1	KYSM-F	C	22 / 15.6				253 / 27.4			33 / 402	KYSM-F
2	KXLP-F	CL AOR	18 / 12.8				234 / 25.3			25 / 362	KXLP-F
3	KEEZ-F	CHR/AC	17 / 12.1				285 / 30.8			36 / 435	KEEZ-F
4	WCCO	FS/T	12 / 8.5				188 / 20.4			43 / 656	WCCO
5	KDOG-F	CHR-NR	10 / 7.1				208 / 22.5			14 / 268	KDOG-F
6	KNUJ	C	9 / 6.4				114 / 12.3			13 / 225	KNUJ
7	KXAC-F	SAC	7 / 5.0				122 / 13.2			13 / 212	KXAC-F
8	KTOE	FS	6 / 4.3				98 / 10.6			8 / 144	KTOE
9	KYSM	ST	5 / 3.6				56 / 6.1			5 / 81	KYSM

12+ FM Share (Metro): 71.31% (87 of 122) (Fall 98: NA)

18-34	18-49	25-54	35+	Wom 25-54	Men 25-54	12+ AMD	12+ Mid	12+ PMD	12+ Eve	12+ Wknd
1 KXLP-F >	1 KXLP-F	1 KXLP-F	1 KYSM-F	1 KEEZ-F >	1 KXLP-F	1 KYSM-F	1 KYSM-F	1 KYSM-F	1 KXLP-F	1 WCCO <
2 KYSM-F	2 KYSM-F <	2 KYSM-F	2 WCCO <	2 KXLP-F >	2 KYSM-F >>	2 KEEZ-F	2 KEEZ-F <	2 KXLP-F <	2 KDOG-F	2 KYSM-F
2 KEEZ-F	3 KEEZ-F >	2 KEEZ-F >	3 KEEZ-F	3 KYSM-F	3 WCCO >	3 KXLP-F	3 KXLP-F >	3 KEEZ-F >	3 KYSM-F >	2 KEEZ-F
2 KDOG-F >	4 KDOG-F	4 KXAC-F	4 KNUJ	3 KXAC-F	4 KQRS-F	4 WCCO	4 KNUJ	4 WCCO <	4 WCCO	2 KXLP-F
5 KXAC-F >>	5 KXAC-F >	5 KDOG-F	4 KXLP-F	5 KDOG-F >	4 KEEZ-F	5 KNUJ	5 KXAC-F <	5 KDOG-F	5 KEEZ-F	5 KDOG-F
	6 WCCO	6 KTOE >			4 KOWZ-F	6 KTOE	6 KYSM	6 KXAC-F	6 KXAC-F >	6 KNUJ >
					4 KDOG-F >	6 KDOG-F		6 KNUJ		

Other Rated Stations	Metro Share	Cume Rating	TSA AQH Cume
KNUJ-F AC 107.3 Sleepy Eye	0.7	4.6	2 56
KRBI-AF SAC 105.5 St. Peter	0.7	3.9	3 81

Other Rated Stations--Outside Market	Metro Share	Cume Rating	TSA AQH Cume
KDWB-F CHR 101.3 Richfield, MN	1.4	9.1	6 183
KFAN SPRTS 1130 Minneapolis	0.7	3.1	1 45
KFMC-F CHR 106.5 Fairmont, MN	0.7	4.7	11 174
KOWZ-F AC 100.9 Blooming Prairie, MN	1.4	6.4	6 101
KQQL-F O 107.9 Anoka, MN	0.7	3.7	3 78
KQRS-F CL AOR 92.5 Golden Valley, MN	2.1	7.7	11 143
KSTP N/T 1500 St. Paul	1.4	2.8	3 55
KXXR-F AOR 93.7 Minneapolis	1.4	5.8	3 80

AM Stations

KNUJ 860 1 kw/0.25 kw (DA-N)	Country	Westwd	Allied	Cumulus	New Ulm
KTOE 1420 5 kw (DA-N)	Full Service	ABC, Talknt	Katz	Linder	Mankato
KYSM 1230 1 kw	Standards	CNN	K&P	Cumulus	Mankato

FM Stations

KDOG 96.7 4 kw @ 649	CHR-New Rock	ABC	Katz	Linder	North Mankato
KEEZ 99.1 100 kw @ 864	Hot AC	AP, CBS	O'Malley	3 Eagles, pend.	Mankato
KXAC 100.5 34 kw @ 591	Soft AC	Jones	--	Linder	Saint James
KXLP 93.1 100 kw @ 487	Classic Rock	Westwd	Hyett-Ramsl	Cumulus	New Ulm
KYSM 103.5 100 kw @ 530	Country		Hyett-Ramsl	Cumulus	Mankato

Notes: This is the market's first Arbitron survey. The metro consists of Blue Earth, Brown and Nicollet counties, MN . . . Other ranked stations -- See Minneapolis-Saint Paul in the Fall 1999 American Radio

MARION-CARBONDALE (Southern IL)

Arbitron Rank 213 **Pop (12+)** 138,400 **Stations** 24 / 16 **% Below Line:** 11.3
Market TSL in Hours 18 00 **Diaries:** 545/254 1/53 7% **% Not Listed:** 13.0
Average Persons Rating: 13.4 **Sample Target:** 540 **Total Retail Sales:** \$1.92 Bll

12+ Metro	Format	Fall 99 1/4 Share	Spg 99	Fall 98	Spg 98	Fall 97	12+ Metro Cume / Rtg	Spg 99	Fall 98	12+ TSA AQH / Cume	
1	WCIL-F	24 / 13.0	12.3	13.2	12.6	8.6	387 / 26.0	31.9	31.5	39 / 645	WCIL-F
2	WDDD-F	23 / 12.4	9.6	12.1	14.8	17.8	282 / 20.4	20.0	23.5	30 / 364	WDDD-F
3	WTAO-F	19 / 10.3	7.5	5.5	8.7	8.1	284 / 20.5	15.2	12.3	32 / 417	WTAO-F
4	WOOZ-F	15 / 8.1	11.2	12.1	9.8	14.5	275 / 19.9	21.1	24.3	31 / 502	WOOZ-F
5	WUEZ-F	9 / 4.9	4.8	3.8	2.2	3.2	151 / 10.9	13.2	9.2	13 / 218	WUEZ-F
6	WXL1-F	7 / 3.8	5.3	4.4	6.0	3.8	152 / 11.0	10.2	10.6	9 / 184	WXL1-F
6	WXAN-F	7 / 3.8	1.6	1.6	1.1	1.1	93 / 6.7	5.6	3.8	7 / 100	WXAN-F
6	WQUL-F	7 / 3.8	4.8	4.4	2.2	2.2	154 / 11.1	9.4	12.0	15 / 260	WQUL-F
9	WORL-F	6 / 3.2	3.2	2.7	1.6	3.8	120 / 8.7	8.4	8.0	13 / 242	WORL-F
9	WJPF-AA	N/T	6 / 3.2	3.2	3.8	3.3	90 / 6.5	11.7	10.6	7 / 171	WJPF-AA
9	WFRX	ST	6 / 3.2	2.1	2.7	2.7	77 / 5.6	3.6	6.8	7 / 98	WFRX
12	WVZA-F	CHR/AC	5 / 2.7	3.7	4.9	3.8	169 / 12.2	11.0	12.0	7 / 221	WVZA-F
12	KGMO-F	CL HITS	5 / 2.7	2.7	6.6	7.1	151 / 10.9	6.7	13.8	12 / 298	KGMO-F

12+ FM Share (Metro) 86.96% (140 of 161) (Fall 98 86.67%)

18-34	18-49	25-54	35+	Wom 25-54	Men 25-54	12+ AMD	12+ Mid	12+ PMD	12+ Eve	12+ Wknd
1 WTAO-F >	1 WTAO-F <	1 WCIL-F <	1 WDDD-F >>	1 WCIL-F	1 WTAO-F >	1 WDDD-F	1 WDDD-F	1 WCIL-F	1 WCIL-F	1 WCIL-F
2 WCIL-F >>	2 WCIL-F >	2 WDDD-F	2 WOOZ-F	2 WDDD-F >	2 WDDD-F	2 WCIL-F >	2 WCIL-F	2 WDDD-F <	2 WTAO-F >	1 WDDD-F
3 WOOZ-F >	3 WDDD-F	3 WOOZ-F	3 WCIL-F	3 WOOZ-F >	2 WOOZ-F	3 WTAO-F <	3 WTAO-F	3 WTAO-F	3 WOOZ-F >	3 WTAO-F
4 WQUL-F >	4 WOOZ-F >	4 WTAO-F	4 WUEZ-F	4 WUEZ-F	4 WCIL-F	4 WOOZ-F >	4 WUEZ-F <	4 WOOZ-F >	4 WDDD-F	4 WOOZ-F
	5 WQUL-F	5 WQUL-F	5 WFRX	4 WORL-F	4 WQUL-F	5 WUEZ-F	5 WOOZ-F >	5 WUEZ-F	5 WXAN-F >	6 WQUL-F
	5 WXL1-F	5 WXL1-F	5 WXAN-F	4 WVZA-F	4 WXL1-F	5 KGMO-F	6 WFRX <	6 WXAN-F	6 WORL-F	6 WXL1-F
	7 WUEZ-F	7 WUEZ-F	7 WJPF-AA	7 WTAO-F	7 WJPF >	7 WJPF	7 WXL1-F	7 WXL1-F	6 WUEZ-F	7 WFRX
	8 WORL-F	8 WORL-F	7 WORL-F	7 WXL1-F		7 WXAN-F	8 WJPF-AA	7 WVZA-F	6 WVZA-F	8 WORL-F
	8 WVZA-F	8 WVZA-F	7 WXL1-F	7 WQUL-F >>		7 WJPF-AA	8 WORL-F	7 WQUL-F	6 WQUL-F	8 WXAN-F
		8 KGMO-F				8 WXAN-F			6 KPNT-F >	8 WUEZ-F

Other Rated Stations				Metro Share	Cume Rating	TSA AOH Cume	Other Rated Stations--Outside Market				Metro Share	Cume Rating	TSA AOH Cume		
WDDD	SPR15	810	Johnston City	0.5	2.9	1	54	KEZS-F	C	102.9	Cape Girardeau MO	1.6	5.4	8	154
WFRX	C	1150	Marion	1.6	4.5	3	76	KMOX	TFS	1120	Saint Louis	1.6	3.5	5	99
WJPF	T	1420	Murphysboro	1.1	3.7	3	62	KPNT-F	AOR-1HR	105.7	St. Genevieve MO	1.6	5.8	5	145
								WBVN-F	RLT-CC	104.5	Carner Mills	1.6	5.3	4	113
								WDDJ-F	CHR/AC	96.9	Paducah, KY	0.5	2.0	6	120
								WKIB-F	CHR	96.5	Anna	1.1	3.5	3	68
								WMIX-F	C	94.1	Mount Vernon	0.5	1.9	11	191

AM Stations

WCIL	1020	1 kw (Days)	Simul WJPF				Carbondale
WFRX	1270	1 kw/0.05 kw	Standards	USA, JRN	Mc-Guild	Cumulus	W Frankfort
WJPF	1340	1 kw	News/Talk	ABC, Westwd	Christa'	Zimmer	Herrin

FM Stations

WJPF	100.7	100 kw @ 98%	Classic Hits	Westwd	Eastman	Withers	Cape Girardeau MO
WCIL	101.5	50 kw @ 350	CHR		Christa'	Zimmer	Carbondale
WQUL-F	107.0	50 kw @ 492	Country		Mc-Guild	Cumulus	Marion
WFRX	99.9	50 kw @ 650	Country	ABC	Banner	Zimmer	Harrisburg
WJRF	106.7	12.5 kw @ 459	Oldies	Westwd		Dana Withers	Herrin
WQUL	97.7	3.5 kw @ 433	Classic AOR	ABC Westwd	Mc-Guild	Cumulus	W Frankfort
WTAO	101.1	25 kw @ 32P	AOR	Westwd	Mc-Guild	Cumulus	Murphysboro
WXL1	101.1	1 kw @ 32P	AC		Christa'	Zimmer	Christophe
WVZA	101.1	1 kw @ 430	CHR/AC	ABC Westwd	Mc-Guild	Cumulus	Herrin
WXAN	103.9	2.5 kw @ 46%	Religion	USA			Ava
WXL1	95.1	3 kw @ 27%	Classic AOR	Westwd		Zimmer	Carbondale

Notes:

MASON CITY, IA

Arbitron Rank	269	Pop (12+)	67,800	Stations	14 / 7	% Below Line:	28.0
Market TSL In Hours			20.00	Diarles:	421/161:1/56.8%	% Not Listed:	21.0
Average Persons Rating:			14.7	Sample Target:	400	Total Retail Sales:	\$0.83 Bil.

12+ Metro	Format	Fall 99 1/4 Share	Spg 99	Fall 98	Spg 98	Fall 97	12+ Metro Cume / Rtg	Spg 99	Fall 98	12+ TSA AQH / Cume	
1	KIAI-F	C	15 / 15.0				182 / 26.9			18 / 227	KIAI-F
2	KROC-F	CHR	14 / 14.0				207 / 30.5			17 / 257	KROC-F
3	KLSS-F	AC	10 / 10.0				168 / 24.7			16 / 252	KLSS-F
4	KLKK-F	CL AOR	8 / 8.0				109 / 16.1			8 / 119	KLKK-F
5	KGLO	FS	7 / 7.0				128 / 18.9			8 / 146	KGLO
6	KRIB	ST	5 / 5.0				63 / 9.3			6 / 83	KRIB
6	KAUS-F	C	5 / 5.0				99 / 14.5			6 / 126	KAUS-F

12+ FM Share (Metro): 83.54% (66 of 79) (Fall 98: NA)

18-34	18-49	25-54	35+	Wom 25-54	Men 25-54	12+ AMD	12+ Mid	12+ PMD	12+ Eve	12+ Wknd
1 KROC-F	1 KIAI-F	1 KIAI-F	1 KIAI-F	1 KIAI-F	1 KLKK-F	1 KIAI-F	1 KIAI-F	1 KIAI-F <	1 KROC-F >>>	1 KROC-F
2 KIAI-F	2 KLSS-F	2 KLSS-F	2 KLSS-F	2 KLSS-F	1 KIAI-F	2 KGLO <	2 KLSS-F >	2 KROC-F >	2 KIAI-F	2 KIAI-F >
3 KLKK-F >	3 KROC-F	3 KROC-F	3 KGLO >	3 KROC-F >	3 KLSS-F >>	3 KLSS-F	3 KROC-F	3 KLSS-F	3 KGLO >	3 KLSS-F
4 KFMW-F	3 KLKK-F >>	3 KLKK-F >	4 KRIB	4 KYTC-F	4 KROC-F	4 KROC-F	3 KLKK-F >	4 KLKK-F	4 KAUS-F	3 KGLO
4 KLSS-F >>	5 KYTC-F >	5 KYTC-F >>	5 KAUS-F	4 KLKK-F >>	4 KLOW-F	5 KLKK-F	5 KLOW-F	5 KAUS-F	4 KYTC-F	5 KAUS-F
			5 KYTC-F		4 KAUS-F	6 KRIB >	5 KGLO	5 KYTC-F	4 KLSS-F	5 KYTC-F
			5 KLKK-F		4 KYTC-F >>			7 KGLO	4 KLKK-F >>	5 KLKK-F
										8 KRIB >

Other Rated Stations				Metro Share	Cume Rating	TSA AQH Cume	Other Rated Stations--Outside Market				Metro Share	Cume Rating	TSA AQH Cume
KCHA-F	CHR/AC	95.9	Charles City	2.0	3.5	2 24	KFMW-F	AOR	107.9	Waterloo, IA	2.0	7.7	3 97
KYTC-F	O	102.7	Northwood	4.0	11.0	5 84	KIOW-F	AC	107.3	Forest City, IA	3.0	4.0	5 52
							KOEL-F	C	92.3	Oelwein, IA	2.0	2.6	2 38
							KYBA-F	SAC	105.3	Stewart, IA	1.0	4.8	4 44
							WHO	FS/T	1040	Des Moines	1.0	5.5	5 76

AM Stations

KGLO	1300	5 kw (OA-2)	Full Service	CBS, Westwd, CNN	Katz	Cumulus
KRIB	1490	1 kw	Standards	ABC	--	Three Eagles

FM Stations

KIAI	93.9	100 kw @ 790	Country	Allied	Cumulus	
KLKK	103.1	6 kw @ 328	Classic AOR	--	Cumulus	Clear Lake
KLSS	106.1	100 kw @ 1000	AC	ABC	--	Three Eagles

Notes: This is Mason City's first Arbitron survey . . . The metro area consists of Cerro Gordo, Floyd, Mitchell and Worth counties, IA . . . Other ranked stations - See Rochester, MN

MEDFORD-ASHLAND, OR

Arbitron Rank: 207 Pop (12+) 147,400
 Market TSL in Hours: 18:50
 Average Persons Rating: 13.4

Station: 15 / 14
 Diaries: 549/268 1/57 0%
 Sample Target: 490

% Below Line: 0%
 % Not Listed: 22.8
 Total Retail Sales: \$2.2 Bld

12+ Metro	Format	Fall 99 1/4 Share	Spg 99	Fall 98	Spg 98	Fall 97	12+ Metro Cume / Rtg	Spg 99	Fall 98	12+ TSA AQH / Cume	
1. KTMT-F	CHR	17 / 8.0	8.4	10.1	8.1	9.3	312 / 21.1	22.3	22.4	24 / 463	KTMT-F
2. KPWO-F	F	17 / 8.0	14.1	9.1	10.0	13.0	276 / 18.7	20.5	17.5	25 / 393	KPWO-F
3. KMI-D	SI	16 / 8.1	5.7	5.5	8.1	6.5	202 / 13.7	11.5	13.7	17 / 239	KMI-D
4. KBOY-F	CL-ADR	16 / 8.1	6.2	6.0	5.2	5.6	227 / 15.4	18.5	15.6	22 / 305	KBOY-F
5. KZZE-F	ADR	14 / 7.1	7.0	5.0	11.4	8.0	106 / 12.7	14.4	9.6	16 / 207	KZZE-F
6. KCMX-F	SAC	14 / 7.1	5.3	8.6	6.6	8.4	178 / 12.2	14.1	14.0	15 / 212	KCMX-F
7. KCMY	HT	12 / 6.1	7.0	9.6	5.2	5.1	165 / 11.2	13.8	16.1	13 / 195	KCMY
8. KROC-F	AC-NR	9 / 4.6	3.5	3.1	1.9	4.0	145 / 10.1	12.1	11.0	21 / 293	KROC-F
9. KAP-F	F	8 / 4.1	3.5	5.0	6.6	6.0	144 / 9.7	10.1	12.4	6 / 182	KAP-F
10. KUDZ-F	G	7 / 3.5	2.0	1.5	3.3	4.2	147 / 10.0	7.0	4.6	12 / 217	KUDZ-F
11. KBJ-F	AC	7 / 3.5	3.4	3.0	4.2	2.2	120 / 8.1	8.9	7.5	7 / 149	KBJ-F

12+ FM Share (Metro) 78.29% (Fall 98 75.80%)

18-34	18-49	25-54	35+	Wom 25-54	Men 25-54	12+ AMD	12+ Mid	12+ PMD	12+ Eve	12+ Weekend
1. KTMT-F	1. KTMT-F	1. KBOY-F	1. KMI-D	1. KPWO-F	1. KBOY-F	1. KPWO-F	1. KMI-D	1. KZZE-F	1. KTMT-F	1. KTMT-F
2. KTMT-F	2. KPWO-F	2. KZZE-F	2. KPWO-F	2. KZZE-F	2. KZZE-F	2. KZZE-F	2. KZZE-F	2. KZZE-F	2. KZZE-F	2. KZZE-F
3. KBOY-F	3. KTMT-F	3. KBOY-F	3. KBOY-F	3. KTMT-F	3. KPWO-F	3. KTMT-F	3. KPWO-F	3. KPWO-F	3. KBOY-F	3. KPWO-F
4. KPWO-F	4. KBOY-F	4. KPWO-F	4. KBOY-F	4. KBOY-F	4. KBOY-F	4. KBOY-F	4. KZZE-F	4. KMI-D	4. KZZE-F	4. KBOY-F
5. KZZE-F	5. KZZE-F	5. KZZE-F	5. KZZE-F	5. KZZE-F	5. KZZE-F	5. KZZE-F	5. KZZE-F	5. KBOY-F	5. KZZE-F	5. KZZE-F
6. KZZE-F	6. KZZE-F	6. KZZE-F	6. KZZE-F	6. KZZE-F	6. KZZE-F	6. KZZE-F	6. KZZE-F	6. KZZE-F	6. KZZE-F	6. KZZE-F
7. KZZE-F	7. KZZE-F	7. KZZE-F	7. KZZE-F	7. KZZE-F	7. KZZE-F	7. KZZE-F	7. KZZE-F	7. KZZE-F	7. KZZE-F	7. KZZE-F
8. KZZE-F	8. KZZE-F	8. KZZE-F	8. KZZE-F	8. KZZE-F	8. KZZE-F	8. KZZE-F	8. KZZE-F	8. KZZE-F	8. KZZE-F	8. KZZE-F
9. KZZE-F	9. KZZE-F	9. KZZE-F	9. KZZE-F	9. KZZE-F	9. KZZE-F	9. KZZE-F	9. KZZE-F	9. KZZE-F	9. KZZE-F	9. KZZE-F
10. KZZE-F	10. KZZE-F	10. KZZE-F	10. KZZE-F	10. KZZE-F	10. KZZE-F	10. KZZE-F	10. KZZE-F	10. KZZE-F	10. KZZE-F	10. KZZE-F

Other Rated Stations:	Metro Share	Cume Rating	TSA AQH Cume	Other Rated Stations--Outside Market	Metro Share	Cume Rating	TSA AQH Cume
KTMT-F	17%	8.5	14 / 211	KUDZ-F	7%	10.0	12 / 217
KPWO-F	17%	10.0	23 / 312	KBOY-F	16%	15.4	22 / 305
KZZE-F	14%	12.7	16 / 207	KCMX-F	14%	12.2	15 / 212

AM Stations:

KTMT-F	890	12.5	Clear Channel	KTMT-F	12.5	Clear Channel
KZZE-F	460	12.7	Clear Channel	KZZE-F	12.7	Clear Channel

FM Stations:

KTMT-F	89.1	12.5	Clear Channel	KTMT-F	12.5	Clear Channel
KPWO-F	98.1	10.0	Clear Channel	KPWO-F	10.0	Clear Channel
KZZE-F	12.7	12.7	Clear Channel	KZZE-F	12.7	Clear Channel
KBOY-F	15.4	15.4	Clear Channel	KBOY-F	15.4	Clear Channel
KCMX-F	12.2	12.2	Clear Channel	KCMX-F	12.2	Clear Channel
KCMY	11.2	11.2	Clear Channel	KCMY	11.2	Clear Channel
KROC-F	10.1	10.1	Clear Channel	KROC-F	10.1	Clear Channel
KAP-F	9.7	9.7	Clear Channel	KAP-F	9.7	Clear Channel
KUDZ-F	10.0	10.0	Clear Channel	KUDZ-F	10.0	Clear Channel

KTMT-F, KPWO-F, KZZE-F, KBOY-F, KCMX-F, KCMY, KROC-F, KAP-F, KUDZ-F

MERCED, CA

Arbitron Rank 190 Pop (12+) 173,000
 Market TSL In Hours 19.75
 Average Persons Rating: 14.3

Stations 31 / 11
 Dials: 558/310:1/49.5%
 Sample Target: 580

% Below Linc: 34.6
 % Not Listed: 23.1
 Total Retail Sales: \$1.37 Bil.

12+ Metro	Format	Fall 99 1/4 Share	Spg 99	Fall 98	Spg 98	Fall 97	12+ Metro Cume / Rtg	Spg 99	Fall 98	12+ TSA AQH / Cume		
1	KHTN-F	CHR	24 / 9.7	10.1	11.9	12.7	10.0	435 / 25.1	27.5	25.6	24 / 435	KHTN-F
2	KABX-F	O	20 / 8.1	6.9	6.0	4.9	6.9	260 / 15.0	16.4	13.0	20 / 260	KABX-F
3	KYOS	N/T	12 / 4.9	2.8	2.4	2.6	4.6	162 / 9.4	6.5	6.7	12 / 162	KYOS
4	KUBB-F	C	11 / 4.4	5.3	4.0	6.7	7.3	218 / 12.6	13.7	11.8	11 / 218	KUBB-F
4	KHOP-F	AOR	11 / 4.4	5.3	3.2	5.6	5.4	186 / 10.8	13.4	10.9	11 / 186	KHOP-F
6	KIBG-F	AC	10 / 4.0	4.4	2.8	2.6	3.8	173 / 10.0	11.4	7.2	10 / 173	KIBG-F
6	KATM-F	C	10 / 4.0	4.0	2.8	2.6	3.1	124 / 7.2	9.9	6.3	10 / 124	KATM-F
8	KMJ	N/T	8 / 3.2	4.0	3.2	3.0	2.3	155 / 9.0	7.2	6.6	8 / 155	KMJ
8	KHKK-FF	CL HITS	8 / 3.2	4.0	2.4	1.1	1.9	112 / 6.5	8.1	6.2	8 / 112	KHKK-FF
8	KAJZ-F	J	8 / 3.2	2.4	2.0	1.1	0.8	92 / 5.3	4.3	3.8	8 / 92	KAJZ-F
11	KSKS-F	C	7 / 2.8	3.2	4.4	3.7	2.3	153 / 8.9	10.7	10.0	7 / 153	KSKS-F
11	KOSO-F	AC/CHR	7 / 2.8	2.8	3.6	4.9	3.5	139 / 8.0	12.5	11.5	7 / 139	KOSO-F

12+ FM Share (Metro): 82.11% (156 of 190) (Fall 98: 87.06%)

18-34	18-49	25-54	35+	Wom 25-54	Men 25-54	12+ AMD	12+ Mid	12+ PMD	12+ Eve	12+ Wknd
1 KHTN-F >	1 KHTN-F	1 KABX-F >	1 KABX-F	1 KABX-F	1 KABX-F	1 KHTN-F	1 KABX-F	1 KHTN-F <	1 KHTN-F >>	1 KHTN-F >
2 KIBG-F	2 KABX-F	2 KIBG-F	2 KYOS	2 KUBB-F	1 KHKK-FF >	1 KABX-F >	2 KHTN-F	2 KABX-F >	2 KYOS >	2 KABX-F >
3 KHOP-F >	3 KIBG-F	3 KHTN-F	3 KMJ	3 KATM-F	3 KMJ	3 KYOS	3 KUBB-F	3 KIBG-F	3 KAJZ-F	3 KUBB-F
4 KABX-F	3 KHOP-F >	4 KHKK-FF	3 KUBB-F	3 KIBG-F	3 KIBG-F	4 KHOP-F	4 KIBG-F <	4 KHOP-F	3 KATM-F	4 KYOS
5 KSKS-F	5 KATM-F	4 KUBB-F	5 KHKK-FF	3 KHTN-F	3 KHOP-F	4 KMJ	5 KHOP-F	4 KUBB-F	5 KABX-F	4 KATM-F
5 KOQQ-F	5 KHKK-FF	6 KATM-F	5 KATM-F	6 KSKS-F >	6 KYOS	6 KUBB-F	5 KYOS <	4 KATM-F	5 KHOP-F	4 KIBG-F
5 KLOQ-F	7 KUBB-F	6 KHOP-F	5 KAJZ-F >	7 KLOQ-F	6 KNBR	7 KIBG-F	7 KHKK-FF	7 KOSO-F <	5 KOSO-F	7 KLOQ-F
5 KNTD-F >	7 KLOQ-F			7 KOSO-F	6 KJMQ-F		8 KATM-F <	8 KHKK-FF		7 KHOP-F
	7 KSKS-F			7 KNTD-F >>	6 KHTN-F >			8 KSKS-F		

Other Rated Stations				Metro Share	Cume Rating	TSA AQH Cume	Other Rated Stations--Outside Market				Metro Share	Cume Rating	TSA AQH Cume		
KCIV-F	REL	99.9	Mount Bullion	1.6	3.3	4	57	KALZ-F	AC-NR	102.7	Fresno	0.4	1.5	1	25
KJMQ-F	B/O	92.5	Atwater	2.0	5.1	5	89	KBOS-F	CHR	94.9	Tulare	0.4	2.8	1	49
KLOQ-F	SP-R	98.7	Winton	2.4	8.8	6	152	KBRG-F	SP-C	100.3	San Jose	0.8	2.6	2	46
KQLB-F	C/O	106.9	Los Banos	0.8	3.5	2	61	KCBS	N/T	740	San Francisco	0.8	3.9	2	67
KTFN	SPRTS	1580	Merced	0.8	1.8	2	31	KFRE	T	940	Fresno	0.8	2.2	2	37
								KMGV-F	B/O	97.9	Fresno	1.2	4.4	3	76
								KNBR	SPRTS	680	San Francisco	1.6	2.0	4	34
								KNTD-F	SP-C	95.9	Livingston	2.0	7.0	5	122
								KOQQ-F	SP-C	101.9	Fresno	1.6	4.5	4	77
								KRNC-F	SP-C	105.9	Fresno	1.2	2.8	3	48
								KVIN	ST	1390	Turlock	1.6	4.9	4	85
								KVSR-F	AC-NR	101.1	Fresno	0.4	3.5	1	60
								KWNN-F	CHR	98.3	Turlock	1.2	3.9	3	68

AM Stations

KYOS 1480 5 kw (DA-N) News/Talk ABC, Westwd, CBS Christal KABX-F/KIBG-F

FM Stations

KABX 97.5 50 kw @ 490 Oldies ABC Christal KIBG-F/KYOS
 KAJZ 107.7 5 kw @ 361 Jazz Jones Christal KABX-F/KYOS Merced
 KHTN 104.7 50 kw @ 469 CHR D&R Buckley Los Banos
 KIBG 106.3 2.95 kw @ 476 AC Westwd Christal KABX-F/KYOS
 KUBB 96.3 1.95 kw @ 2112 Country Westwd D&R Buckley Mariposa

Notes: Other ranked stations -- See Modesto or Fresno in the Fall 1999 American Radio

MERIDIAN, MS

Arbitron Rank 268	Pop (12+) 61,200	Stations 14 / 13	% Below Line: 1.3
Market TSL In Hours 17.00		Diaries: 414/148:1/54.7%	% Not Listed: 15.8
Average Persons Rating: 12.4		Sample Target: 400	Total Retail Sales: \$0.78 Bil.

12+ Metro	Format	Fall 99 1/4 Share	Spg 99	Fail 98	Spg 98	Fail 97	12+ Metro Cume / Rtg	Spg 99	Fail 98	12+ TSA AQH / Cume	
1	WOKK-F	11 / 14.5	13.8	18.2	15.1	22.1	157 / 25.6	25.0	30.3	45 / 703	WOKK-F
2	WJDO-F	9 / 11.9	12.5	15.9	14.0	11.6	130 / 21.3	23.6	27.6	29 / 496	WJDO-F
3	WZKS-F	8 / 10.5	12.5	9.1	10.8	11.6	122 / 19.9	19.1	24.2	14 / 263	WZKS-F
4	WMOX	6 / 7.9	8.8	8.0	6.5	8.1	86 / 14.1	14.6	10.5	6 / 124	WMOX
5	WSLY-F	5 / 6.6	6.3	6.8	9.7	8.1	84 / 13.8	16.3	16.6	11 / 180	WSLY-F
6	WYYW-F	4 / 5.3	3.8	4.5	4.3	3.5	59 / 9.7	9.1	10.5	7 / 178	WYYW-F
6	WMMZ-F	4 / 5.3	6.3	2.3	4.3	3.5	97 / 15.9	13.6	13.2	5 / 133	WMMZ-F
6	WKZB-F	4 / 5.3	2.5	2.3	3.2		54 / 8.8	6.9	13.2	9 / 121	WKZB-F
6	WALT	4 / 5.3	5.0	8.0	6.5	10.5	53 / 8.7	12.2	16.2	4 / 53	WALT

12+ FM Share (Metro): 81.25% (52 of 64) (Fall 98: 75.64%)

18-34	18-49	25-54	35+	Wom 25-54	Men 25-54	12+ AMD	12+ Mid	12+ PMD	12+ Eve	12+ Wknd
1 WJDO-F	1 WJDO-F	1 WOKK-F	1 WOKK-F >	1 WZKS-F	1 WOKK-F	1 WMOX <	1 WOKK-F	1 WJDO-F >	1 WZKS-F	1 WOKK-F
2 WZKS-F >	2 WZKS-F	2 WMOX >	1 WOKK-F	1 WOKK-F	1 WKZB-F >	2 WOKK-F >	2 WJDO-F >	2 WZKS-F	1 WSLY-F >	2 WZKS-F >
3 WSLY-F	2 WOKK-F >	2 WJDO-F	3 WZKS-F	1 WJDO-F >	3 WZKS-F	3 WJDO-F >	3 WZKS-F	3 WOKK-F	3 WJDO-F	3 WSLY-F
3 WOKK-F	4 WKZB-F	4 WKZB-F	4 WJDO-F	4 WMMZ-F	3 WYYW-F	4 WZKS-F	3 WKZB-F	4 WYYW-F	4 WJXM-F >	3 WJDO-F
3 WKZB-F	5 WYYW-F	5 WYYW-F	4 WALT >	4 WALT >>	3 WJDO-F >	5 WMMZ-F	3 WALT	4 WMMZ-F	5 WOKK-F	3 WALT >
3 WJXM-F >	5 WSLY-F	5 WMMZ-F				5 WKZB-F >	6 WMMZ-F	6 WSLY-F	5 WMMZ-F	6 WMOX >
	5 WMMZ-F >	5 WALT >					7 WYYW-F	6 WKZB-F >	5 WKZB-F >	
							8 WSLY-F			

Other Rated Stations				Metro Share	Cume Rating	TSA AQH Cume	Other Rated Stations--Outside Market				Metro Share	Cume Rating	TSA AQH Cume		
WJXM-F	B/A/C	105.7	De Kalb	2.6	8.8	6	121	WKXI-F	B/A/C	107.5	Magee	1.3	2.6	3	54
WMLV-F	SAC	106.9	Stonewall	2.6	6.7	3	77								
WMSO-F	O	97.9	Newton	2.6	9.2	9	182								
WNBN	B/G	1290	Meridian	2.6	4.4	2	27								

AM Stations

WALT	910	5 kw/1 kw	Black Gospel	ABC	Mc-Guild	New South	Meridian
WMOX	1010	10 kw/1 kw (DA-2)	Talk	UPI, UBN	Mc-Guild		

FM Stations

WJDO	101.3	99 kw @ 581	CHR/AC	CBS, Westwd	Eastman	Radio South	
WKZB	93.5	32 kw @ 610	Classic AOR	ABC	—	Butler	Butler
WMMZ	102.1	0.85 kw @ 528	AC/CHR		Mc-Guild	Holladay	Meridian
WOKK	97.1	100 kw @ 600	Country	ABC	Mc-Guild	New South	
WSLY	104.9	50 kw @ 492	Black		—		York
WYYW	95.1	26 kw @ 597	Country		Eastman	Radio South	Marion
WZKS	104.1	16 kw @ 535	Black AC	ABC	Eastman	Radio South	Union

Notes: 10/99 WALT (910) changed from Black to Black Gospel . . . 10/99 WFFX (1450) returned to the air, programming Talk . . . 10/99 WMYQ-F changed calls to WMSO-F; remains Oldies

MONROE, LA

Arbltron Rank 234	Pop (12+) 119,300	Stations 15 / 14	% Below Line: 0.6
Market TSL In Hours 17.75		Diaries: 449/266:1/40.9%	% Not Listed: 16.4
Average Persons Rating: 13.4		Sample Target: 490	Total Retail Sales: \$1.61 Bil.

12+ Metro	Format	Fall 99 1/4 Share	Spg 99	Fall 98	Spg 98	Fall 97	12+ Metro Cume / Rtg	Spg 99	Fall 98	12+ TSA AQH / Cume		
1	KRVV-F	B	25 / 15.7	15.5	15.7	13.9	14.7	317 / 26.6	26.6	28.4	67 / 704	KRVV-F
2	KJLO-F	C	22 / 13.8	10.9	13.4	16.2	11.7	310 / 26.0	25.5	26.5	44 / 776	KJLO-F
3	KJMG-F	B/AC	16 / 10.0	9.8	6.4	6.9	6.8	182 / 15.3	16.6	15.6	22 / 264	KJMG-F
4	KNOE-F	CHR	10 / 6.3	10.9	8.7	5.8	7.4	239 / 20.0	23.9	19.2	27 / 624	KNOE-F
4	KLIP-F	CL AOR	10 / 6.3	5.8	7.6	9.3	6.1	150 / 12.6	12.6	13.4	16 / 297	KLIP-F
6	KTJC-F	O	7 / 4.4	4.0				111 / 9.3	6.0		13 / 192	KTJC-F
7	KYEA-F	B/AC	6 / 3.8	10.9	10.5	11.0	12.3	126 / 10.6	25.2	24.9	9 / 213	KYEA-F
7	KNOE	C/O	6 / 3.8		2.3	0.6	1.2	86 / 7.2		6.2	7 / 126	KNOE
7	KMYF-F	C	6 / 3.8	4.6	7.0	7.5	5.5	201 / 16.9	14.7	17.0	18 / 486	KMYF-F
7	KHLL-F	REL-CC	6 / 3.8	2.9	4.6	1.7	1.8	89 / 7.5	5.9	8.0	9 / 123	KHLL-F

12+ FM Share (Metro): 91.73% (122 of 133) (Fall 98: 92.11%)

18-34	18-49	25-54	35+	Wom 25-54	Men 25-54	12+ AMD	12+ Mid	12+ PMD	12+ Eve	12+ Wknd
1 KRVV-F >	1 KRVV-F	1 KJMG-F <	1 KJLO-F	1 KJMG-F	1 KJLO-F	1 KJLO-F >	1 KJLO-F >	1 KRVV-F	1 KRVV-F >>>	1 KRVV-F >
2 KJLO-F >	2 KJMG-F	2 KJLO-F >	2 KJMG-F >	2 KJLO-F >	2 KLIP-F	2 KJMG-F <	2 KJMG-F	2 KJLO-F >	2 KJMG-F >	2 KJMG-F <
3 KNOE-F	2 KJLO-F >	3 KRVV-F	3 KTJC-F >	3 KRVV-F >	3 KTJC-F	3 KRVV-F >	3 KRVV-F	3 KLIP-F <	3 KYEA-F	3 KJLO-F >
3 KLIP-F	4 KLIP-F >	3 KLIP-F >	4 KNOE	4 KLIP-F	3 KRVV-F	4 KLIP-F <	4 KNOE-F <	4 KNOE-F <	3 KNOE-F	4 KNOE-F
3 KJMG-F >	5 KNOE-F	5 KTJC-F >	4 KMLB	4 KHLL-F >	3 KJMG-F >>	5 KTJC-F <	5 KTJC-F	5 KJMG-F >	3 KMYF-F >	5 KLIP-F
	6 KHLL-F	6 KNOE-F	6 KRVV-F			6 KNOE-F <	5 KMLB	6 KNOE		6 KYEA-F
		6 KHLL-F	6 KMYF-F			7 KHLL-F	7 KLIP-F	7 KZRZ-F		
			6 KLIP-F					7 KHLL-F		
			6 KHLL-F							

Other Rated Stations	Metro Share	Cume Rating	TSA AQH Cume	Other Rated Stations--Outside Market	Metro Share	Cume Rating	TSA AQH Cume
KMLB T 1440 Monroe	3.1	8.3	6 126	KQID-F CHR 93.1 Alexandria	0.6	4.5	7 177
KWJM-F AC 92.7 Farmerville	2.5	7.5	7 155				
KXKZ-F C 107.5 Ruston	2.5	11.9	25 513				
KZRZ-F AC 98.3 West Monroe	3.1	11.8	14 403				

AM Stations

KMLB 1440 5 kw/1 kw	Talk	ABC, ESPN	Mc-Guild	New South	Monroe
KNOE 540 5 kw/1 kw (DA-2)	Classic Country	ABC, AP	Roslin	KNOE-F	

FM Stations

KHLL 100.9 6 kw @ 328	Contemp. Christian		--		Richwood
KJLO 104.1 100 kw @ 1017	Country	ABC	Mc-Guild	New South	
KJMG 97.3 3 kw @ 328	Black AC		Mc-Guild	Holladay	Bastrop
KLIP 105.3 50 kw @ 433	Classic AOR		Mc-Guild	New South	
KMYF 106.1 100 kw @ 1017	Country	ABC, WW1, CNN	Christal	Citadel, pend.	
KNOE 101.9 97 kw @ 1516	CHR		Roslin	KNOE	
KRVV 100.1 50 kw @ 492	Black	ABC	Mc-Guild	Holladay	Bastrop
KTJC 92.3 11.5 kw @ 485	Oldies	Westwd	Christal	Citadel, pend.	Rayville
KYEA 103.1 25 kw @ 300	Black AC	ABC	Christal	Citadel, pend.	Columbia

Notes: KJMG-F and KRVV-F are LMA'd to New South ... 10/99 KMYF-F, KTJC-F, KYEA-F and KZRZ-F sold by Broadcasting Partners to Citadel as part of a \$190,000,000 group transaction

MORGANTOWN-CLARKSBURG-FAIRMONT, WV

Arbitron Rank 187	Pop (12+) 175,700	Stations 22 / 18	% Below Line: 3.3
Market TSL in Hours 18.50		Diaries: 617/285:1/53.4%	% Not Listed: 20.0
Average Persons Rating: 13.7		Sample Target: 610	Total Retail Sales: \$1.96 Bil.

12+ Metro	Format	Fall 99 1/4 Share	Spg 99	Fall 98	Spg 98	Fall 97	12+ Metro Cume / Rtg	Spg 99	Fall 98	12+ TSA AQH / Cume		
1	WKKW-F	C	42 / 17.5	18.0	13.2	18.2	21.3	477 / 27.1	30.8	26.3	61 / 810	WKKW-F
2	WVAQ-F	CHR	31 / 12.9	13.5	15.0	15.2	14.8	541 / 30.8	32.2	34.4	43 / 820	WVAQ-F
3	WCLG-F	AOR	20 / 8.3	6.5	8.4	6.5	6.1	313 / 17.8	17.2	18.1	23 / 409	WCLG-F
4	WFBY-F	CL AOR	14 / 5.8	6.9	6.6	5.2	6.5	215 / 12.2	14.2	13.5	35 / 498	WFBY-F
5	WPDx-F	C/O	13 / 5.4	2.4	3.5	2.2	0.9	145 / 8.2	5.5	6.4	26 / 276	WPDx-F
6	WAJR	N/T	12 / 5.0	7.3	7.9	6.9	7.0	170 / 9.7	10.3	14.1	14 / 241	WAJR
7	WDCI-F	SAC	10 / 4.2	4.1	2.6	4.3	3.5	187 / 10.6	10.7	8.5	13 / 251	WDCI-F
8	WTUS-F	C	9 / 3.7	3.3	1.8	3.0	3.9	160 / 9.1	8.2	5.6	9 / 171	WTUS-F
9	WCLG	O	8 / 3.3	2.0	1.8	3.9	1.3	67 / 3.8	6.0	3.5	8 / 74	WCLG
10	WBRB-FF	C	7 / 2.9	4.5	4.4	2.6	4.3	164 / 9.4	9.6	9.7	34 / 560	WBRB-FF

12+ FM Share (Metro): 88.02% (169 of 192) (Fall 98: 83.16%)

18-34	18-49	25-54	35+	Wom 25-54	Men 25-54	12+ AMD	12+ Mid	12+ PMD	12+ Eve	12+ Wknd
1 WVAQ-F	1 WKKW-F	1 WKKW-F >	1 WKKW-F >>	1 WKKW-F	1 WKKW-F >	1 WKKW-F	1 WKKW-F >	1 WKKW-F >	1 WKKW-F <	1 WKKW-F
2 WKKW-F	2 WVAQ-F	2 WVAQ-F	2 WAJR	2 WVAQ-F >>	2 WFBY-F	2 WVAQ-F	2 WVAQ-F	2 WVAQ-F >	2 WVAQ-F >>	2 WVAQ-F
3 WCLG-F >>	3 WCLG-F >	3 WCLG-F	2 WVAQ-F	3 WDCI-F	3 WCLG-F >	3 WCLG-F	3 WCLG-F	3 WCLG-F >	3 WCLG-F >	3 WCLG-F >>
4 WFBY-F	4 WFBY-F >>	3 WFBY-F	2 WPDx-F	4 WCLG-F	4 WPDx-F	4 WAJR	4 WDCI-F	4 WPDx-F	4 WTUS-F	4 WFBY-F
4 WBRB-FF >>	5 WDCI-F	5 WDCI-F	5 WFBY-F	4 WTUS-F	5 WVAQ-F	5 WCLG-F	5 WFBY-F <	5 WFBY-F	5 WBRB-FF	4 WPDx-F
	5 WPDx-F	5 WPDx-F	6 WCLG-F	4 WPDx-F	5 WTUS-F	6 WPDx-F >	6 WPDx-F	6 WDCI-F	5 WPDx-F	6 WTUS-F
		7 WTUS-F >	6 WTUS-F		5 WDCI-F	7 WDCI-F <	6 WAJR	6 WAJR <	5 WFBY-F >	6 WAJR
			8 WDCI-F				8 WCLG	8 WTUS-F		8 WBRB-FF

Other Rated Stations				Metro Share	Cume Rating	TSA AQH Cume	Other Rated Stations--Outside Market				Metro Share	Cume Rating	TSA AQH Cume		
WAJR-F	N/T	103.3	Salem	1.2	3.9	5	109	WAFD-F	G	100.3	Webster Spgs.	0.8	1.7	12	132
WHAR	T	134.0	Clarksburg	0.4	2.6	1	56	WBTO-F	O	93.5	Buckhannon	0.4	2.4	13	248
WMMN	N	92.0	Fairmont	0.8	4.3	2	85	WDVE-F	AOR	102.5	Pittsburgh	0.4	2.3	3	120
WOBG-F	O	105.7	Salem	1.7	7.4	8	186	WSSN-F	CHR	99.7	Pittsburgh	1.7	7.2	22	382
WRLF-F	CL HITS	94.3	Fairmont	0.8	4.7	2	86								
WWHF-F	AC/CHR	92.7	Clarksburg	1.2	4.7	4	124								
WZST-F	AC	100.9	Westover	1.2	6.1	4	128								

AM Stations

WAJR	1440	5 kw/0.5 kw (DA-2)	News/Talk	ABC, Westwd, ESPN	Mc-Guild	West VA Radio	Morgantown
WCLG	1300	2.5 kw/0.044 kw	Oldies	ABC	Dome		Morgantown

FM Stations

WBRB	101.3	50 kw @ 492	Country	ABC	Dome	WVUC-F	Buckhannon
WCLG	100.1	6 kw @ 300	AOR	ABC	Keystone		Morgantown
WDCI	104.1	1.2 kw @ 518	Soft AC	Jones	--		Bridgeport
WFBY	106.5	50 kw @ 500	Classic AOR	Westwd	Mc-Guild	West VA Radio	Clarksburg
WKKW	97.9	29 kw @ 640	Country	ABC	Mc-Guild	WMMN/WRLF-F	Fairmont
WPDx	104.9	6 kw @ 321	Classic Country	USA	--	WPDx/WZST-F	Clarksburg
WTUS	102.7	3.21 @ 452	Country	Jones, SRN	--	Burbach	Mannington
WVAQ	101.9	50 kw @ 500	CHR	ABC	Mc-Guild	West VA Radio	Morgantown
WVUC	93.1	2.6 kw @ 497	Simul. WBRB-F			WBRB-F	Barrackville

Notes: WKKW-F is LMA'd to West Virginia Radio

MORRISTOWN, NJ

Arbltron Rank 99 Pop (12+) 399,000
 Market TSL in Hours 18.00
 Average Persons Rating: 13.7

Stations 29 / 3
 Diarles: 589/677:1/53.5%
 Sample Target: 620

% Below Line: 78.2
 % Not Listed: 11.3
 Total Retail Sales: \$5.2 Bil.

12+ Metro	Format	Fall 99 1/4 Share	Spg 99	Fall 98	Spg 98	Fall 97	12+ Metro Cume / Rtg	Spg 99	Fall 98	12+ TSA AQH / Cume		
1	WLTW-F	SAC	43 / 7.9	7.0	10.1	9.9	7.4	790 / 19.8	18.0	23.8	43 / 790	WLTW-F
2	WPLJ-F	CHR/VAC	37 / 6.8	5.4	6.3	7.4	7.9	973 / 24.4	21.8	22.0	37 / 973	WPLJ-F
3	WDHA-F	AOR	35 / 6.4	5.2	4.6	4.0	4.0	622 / 15.6	11.0	12.4	35 / 622	WDHA-F
4	WHTZ-F	CHR	34 / 6.2	7.1	7.1	7.8	5.5	829 / 20.8	20.7	22.7	34 / 829	WHTZ-F
5	WXRK-F	T/NR	32 / 5.8	5.7	5.7	7.4	8.2	715 / 17.9	19.3	18.2	32 / 715	WXRK-F
5	WAXQ-F	CL AOR	32 / 5.8	4.5	2.7	2.4	2.2	565 / 14.2	11.6	13.0	32 / 565	WAXQ-F
7	WCBS-F	O	28 / 5.1	6.1	5.7	6.1	5.6	481 / 12.1	14.5	12.7	28 / 481	WCBS-F
8	WOR	T	26 / 4.8	6.1	4.0	6.5	4.8	375 / 9.4	11.7	9.4	26 / 375	WOR
9	WMTR-AA	ST/FS	23 / 4.2	3.7	3.6	4.0	2.9	281 / 7.0	6.4	6.8	23 / 281	WMTR-AA
10	WFAN	SPRIS	20 / 3.7	3.0	2.7	3.9	2.9	475 / 11.9	9.8	10.2	20 / 475	WFAN
11	WQXR-F	CL	19 / 3.5	1.9	2.1	3.1	3.2	294 / 7.4	5.4	4.8	19 / 294	WQXR-F
11	WCBS	N	19 / 3.5	2.6	3.2	2.1	2.1	481 / 12.0	9.8	11.7	19 / 481	WCBS
13	WYNY-F	C	18 / 3.3	1.6	2.5	2.1	1.1	258 / 6.5	3.7	6.3	18 / 258	WYNY-F
13	WABC	T	18 / 3.3	5.2	4.6	6.3	6.7	392 / 9.8	14.7	11.9	18 / 392	WABC

12+ FM Share (Metro): 76.92% (370 of 481) (Fall 98: 73.38%)

18-34	18-49	25-54	35+	Wom 25-54	Men 25-54	12+ AMO	12+ Mid	12+ PMD	12+ Eve	12+ Wknd											
1	WDHA-F	1	WPLJ-F	1	WLTW-F <	1	WPLJ-F >	1	WAXQ-F <	1	WXRK-F >	1	WLTW-F	1	WLTW-F <						
2	WXRK-F	2	WPLJ-F <	2	WAXQ-F <	2	WCBS-F <	2	WLTW-F >	2	WDHA-F	2	WXRK-F	2	WHTZ-F <						
3	WHTZ-F	3	WLTW-F	3	WDHA-F	3	WOR <	3	WHTZ-F	3	WXRK-F <	3	WPLJ-F	3	WDHA-F	3	WCBS-F				
3	WLTW-F <	4	WXRK-F	4	WXRK-F <	4	WAXQ-F <	4	WXRK-F	4	WFAN	4	WDHA-F <	4	WPLJ-F	4	WAXQ-F <				
5	WPLJ-F	4	WXRK-F	5	WLTW-F	5	WMTR-AA <	4	WAXQ-F	5	WCBS-F	5	WHTZ-F	5	WABC <	5	WHTZ-F	4	WPLJ-F	5	WPLJ-F <
6	WKTU-F	5	WHTZ-F >	6	WCBS-F	6	WPLJ-F	4	WDHA-F	6	WYNY-F	6	WCBS <	6	WMTR-AA	6	WFAN <	6	WXRK-F	6	WDHA-F
7	WAXQ-F >	7	WKTU-F	7	WFAN <	7	WQXR-F <	7	WCBS-F	7	WABC	7	WCBS-F <	7	WQXR-F	7	WCBS-F	6	WAXQ-F	7	WFAN <
		8	WFAN	8	WYNY-F	8	WABC <	7	WYNY-F	7	WPLJ-F	8	WLTW-F <	7	WCBS-F <	8	WCBS <	8	WOR		
		8	WYNY-F <	9	WHTZ-F	9	WCBS	7	WPAT-F	9	WLTW-F	9	WMTR-AA	9	WXRK-F	9	WYNY-F <	9	WQXR-F <		
			9	WABC	9	WDHA-F <						10	WYNY-F <	10	WOR <						

Other Rated Stations--Outside Market				Metro	Cume	TSA
				Share	Rating	AQH Cume
WAWZ-F	REL	99.1	Zarephath	1.1	3.1	6 124
WBBR	BIZ	1130	New York	0.7	3.3	4 130
WBLS-F	B/AC	107.5	New York	0.5	3.3	3 131
WFME-F	REL	94.7	Newark	0.9	1.9	5 75
WINS	N	1010	New York	0.9	6.5	5 259
WKTU-F	CHRAU	103.5	Lake Success, NY	2.9	12.4	16 496
WKXW-F	T	101.5	Trenton	1.6	9.1	9 361
WNEW-F	T	102.7	New York	1.8	7.4	10 294
WPAT-F	SP-C	93.1	Paterson	1.6	2.5	9 98
WQCD-F	J	101.9	New York	2.0	7.2	11 289
WQHT-F	U/CHR	97.1	New York	0.9	4.1	5 164
WRKS-F	B/AC	98.7	New York	1.1	2.7	6 109
WSKQ-F	SP-TP	97.9	New York	0.7	1.9	4 75
WTJM-F	B/O	105.1	New York	1.5	8.1	8 324

AM Stations

WMTR	1250	5 kw (DA-2)	Full Svc/Standards	AP, Westwd	Katz	New Jersey
WWTR	1170	0.24 kw	Simul. WMTR			Bridgewater

FM Stations

WDHA	105.5	1 kw @ 565	AOR		Katz	New Jersey	Dover
------	-------	------------	-----	--	------	------------	-------

Notes: Other ranked stations -- See New York in the Fall 1999 American Radio . . . The market's Metro and Total survey areas are the same

MUSKEGON, MI

Arbitron Rank 217	Pop (12+) 136,500	Stations 26 / 10	% Below Line: 40.3
Market TSL In Hours 19.00		Diaries: 551/248:1/50.8%	% Not Listed: 11.2
Average Persons Rating: 13.7		Sample Target: 540	Total Retail Sales: \$1.52 Bil.

12+ Metro	Format	Fall 99 1/4 Share	Spg 99	Fall 98	Spg 98	Fall 97	12+ Metro Cume / Rtg	Spg 99	Fall 98	12+ TSA AQH / Cume	
1	WMUS-F	C	32 / 17.1	17.9			367 / 26.9	31.6		52 / 662	WMUS-F
2	WSNX-F	CHR	21 / 11.3	11.6			304 / 22.3	22.1		48 / 771	WSNX-F
3	WMRR-F	CL HITS	15 / 8.0	9.2			202 / 14.8	19.0		27 / 380	WMRR-F
4	WKLO-F	AOR	12 / 6.4	6.8			168 / 12.3	13.8		26 / 433	WKLO-F
5	WLCS-F	O	9 / 4.8	4.8			183 / 13.4	15.0		12 / 218	WLCS-F
6	WSHZ-F	AC/CHR	8 / 4.3	6.3			142 / 10.4	14.0		12 / 287	WSHZ-F
7	WBCT-F	C	7 / 3.8	1.9			135 / 9.9	6.9		42 / 498	WBCT-F
8	WKBZ	T	6 / 3.2	1.9			97 / 7.1	5.8		7 / 109	WKBZ
8	WGRD-F	AOR-NR	6 / 3.2	2.4			118 / 8.6	10.0		18 / 423	WGRD-F
8	WEFG-F	CL HITS	6 / 3.2	1.9			115 / 8.4	7.8		7 / 128	WEFG-F
11	WMHG	ST	5 / 2.7	4.4			60 / 4.4	2.3		5 / 68	WMHG
11	WLAV-F	CL AOR	5 / 2.7	2.9			68 / 5.0	7.7		34 / 428	WLAV-F

12+ FM Share (Metro): 87.95% (146 of 166) (Fall 98: 81.40%)

18-34	18-49	25-54	35+	Wom 25-54	Men 25-54	12+ AMD	12+ Mid	12+ PMD	12+ Eve	12+ Wknd
1 WKLO-F	1 WMUS-F >	1 WMUS-F >	1 WMUS-F >>	1 WMUS-F >>	1 WMUS-F	1 WMUS-F >	1 WMUS-F >>	1 WMUS-F >	1 WSNX-F	1 WMUS-F
2 WSNX-F >	2 WSNX-F	2 WMRR-F >	2 WMRR-F	2 WSNX-F	2 WMRR-F	2 WSNX-F	2 WMRR-F	2 WSNX-F	2 WMUS-F >	2 WSNX-F >>
3 WMUS-F	2 WMRR-F <	3 WKLO-F	3 WLCS-F	2 WMRR-F	3 WKLO-F >	3 WKLO-F >	3 WKLO-F	3 WMRR-F >	3 WMRR-F >>	3 WBCT-F
4 WMRR-F	4 WKLO-F >	4 WSNX-F	4 WKBZ	4 WSHZ-F	4 WLAV-F >	4 WMRR-F <	4 WSNX-F	4 WSHZ-F <	4 WGRD-F >	3 WMRR-F
	5 WBCT-F	5 WBCT-F	4 WCFG-F	4 WBCT-F >	5 WSNX-F	5 WGRD-F >	5 WLCS-F	5 WBCT-F		5 WLCS-F
	5 WSHZ-F >	5 WCFG-F	6 WLAV-F		5 WCFG-F >	6 WLCS-F	6 WCFG-F	6 WLCS-F		5 WKLO-F
		5 WLAV-F	7 WSNX-F			7 WKBZ <	6 WSHZ-F	7 WKLO-F		5 WSHZ-F >
		8 WSHZ-F	7 WBCT-F				8 WKBZ	7 WCFG-F		
		8 WLCS-F	7 WMHG				9 WLAV-F	7 WLAV-F		

Other Rated Stations				Metro Share	Cume Rating	TSA AQH	Cume	Other Rated Stations--Outside Market				Metro Share	Cume Rating	TSA AQH	Cume
WCXT-F	SAC	105.3	Hart	2.1	6.9	9	217	WBBM	N	780	Chicago	0.5	2.0	2	76
WMUS	C	1090	Muskegon	1.6	2.4	3	43	WCUZ-F	C	101.3	Grand Rapids	2.1	6.1	19	313
WUBR	ST	1490	Whitehall	1.6	2.1	3	29	WFUR-F	REL-CC	102.9	Grand Rapids	0.5	1.7	5	159
								WGHN-AF	AC	92.1	Grand Haven	1.1	2.7	8	127
								WJQK-F	REL-CC	99.3	Zeeland	1.6	4.8	24	417
								WLHT-F	AC	95.7	Grand Rapids	1.1	4.0	11	261
								WLS	T	890	Chicago	1.1	1.9	3	43
								WODJ-F	O	107.3	Greenville	1.1	4.5	10	270
								WOOD-F	SAC	105.7	Grand Rapids	1.6	6.2	20	366
								WVTI-F	CHR	96.1	Holland	2.1	9.5	16	518

AM Stations

WKBZ	1520	10 kw/1 kw (DA-2)	Talk	CNN, WW1, TARN	Christal	Muskegon Heights
WMHG	1600	5 kw (DA-N)	Standards	ABC	D&R	Cumulus, pend.

FM Stations

WCXT	105.3	100 kw @ 649	Soft AC		Mich. Spot	Hart
WEFG	97.5	1.7 kw @ 426	Classic Hits	Westwd	Patt	Whitehall
WLCS	98.3	2.6 kw @ 321	Oldies	ABC	Patt	North Muskegon
WMRR	101.7	12 kw @ 476	Classic AOR	Westwd, ABC	D&R	Muskegon Heights
WMUS	106.9	50 kw @ 480	Country	ABC, Westwd	Christal	Cumulus, pend.
WSHZ	107.9	15 kw @ 420	Hot AC	Westwd	D&R	Cumulus, pend.

Notes: Other ranked stations -- See Grand Rapids in the Fall 1999 American Radio . . . 11/99 WMHG, WMRR-F, WMUS-AF, WSHZ-F sold by Connoisseur to Cumulus as part of a \$242,000,000 group transaction

MYRTLE BEACH, SC

Arbitron Rank 173 Pop (12+) 196,700
 Market TSL In Hours 21.25
 Average Persons Rating: 16.0

Stations 28 / 19
 Diaries: 576/341:1/48.0%
 Sample Target: 570

% Below Line: 8.9
 % Not Listed: 11.5
 Total Retail Sales: \$3.5 Bil.

12+ Metro	Format	Fall 99 1/4 Share	Spg 99	Fall 98	Spg 98	Fall 97	12+ Metro Cume / Rtg	Spg 99	Fall 98	12+ TSA AQH / Cume	
1	WJYR-F	EZ	28 / 8.9	6.7	9.3	8.7	337 / 17.1	13.4	16.4	29 / 346	WJYR-F
2	WWXM-F	CHR	27 / 8.6	7.4	9.0	8.4	460 / 23.4	20.9	21.3	31 / 567	WWXM-F
3	WRNN-F	N/T	26 / 8.3	5.0	5.9	5.2	310 / 15.8	11.7	12.8	26 / 310	WRNN-F
4	WGTR-F	C	25 / 8.0	7.4	5.6	7.0	334 / 17.0	13.7	14.0	25 / 334	WGTR-F
5	WSYN-F	O	21 / 6.7	6.0	6.2	6.6	283 / 14.4	13.7	15.8	21 / 283	WSYN-F
6	WYAV-F	CL AOR	18 / 5.7	3.4	5.6	7.0	271 / 13.8	12.7	13.0	18 / 294	WYAV-F
6	WKZQ-F	AOR	18 / 5.7	3.7	4.0	2.8	201 / 10.2	10.2	7.8	20 / 238	WKZQ-F
6	WDAI-F	B/AC	18 / 5.7	8.0	7.1	7.0	305 / 15.5	15.5	16.3	20 / 348	WDAI-F
9	WYAK-F	C	13 / 4.1	4.0	3.1	3.1	174 / 8.8	8.3	11.0	13 / 194	WYAK-F
10	WYNA-F	B/Q	10 / 3.2	3.7			145 / 7.4	6.3		10 / 152	WYNA-F
10	WWSK-F	CL HITS	10 / 3.2	3.0	6.2	6.3	202 / 10.3	9.3	12.8	19 / 265	WWSK-F
10	WMYB-F	AC	10 / 3.2	2.0	2.5	2.1	147 / 7.5	4.9	5.1	10 / 152	WMYB-F
13	WMNX-F	B	7 / 2.2	1.7	2.5	2.4	158 / 8.0	7.7	7.1	12 / 261	WMNX-F
14	WNMB-F	AC	6 / 1.9	2.0	1.2	1.4	110 / 5.6	6.1	5.9	6 / 110	WNMB-F
14	WJXY-F	CHR/B	6 / 1.9	2.7	2.8	1.7	149 / 7.6	8.2	9.7	7 / 171	WJXY-F

12+ FM Share (Metro): 97.84% (272 of 278) (Fall 98: 95.77%)

18-34	18-49	25-54	35+	Wom 25-54	Men 25-54	12+ AMD	12+ Mid	12+ PMD	12+ Eve	12+ Wknd
1 WWXM-F >	1 WWXM-F <	1 WGTR-F	1 WJYR-F	1 WWXM-F	1 WKZQ-F	1 WRNN-F <	1 WRNN-F <	1 WWXM-F >	1 WDAI-F <	1 WJYR-F
2 WYAV-F	2 WGTR-F	2 WKZQ-F	1 WRNN-F	2 WGTR-F	1 WYAV-F <	2 WYAV-F	2 WJYR-F <	2 WJYR-F	2 WJYR-F <	2 WGTR-F
3 WGTR-F	3 WYAV-F <	2 WWXM-F <	3 WSYN-F	3 WSYN-F	3 WRNN-F	3 WGTR-F <	3 WGTR-F	2 WRNN-F	3 WWXM-F	3 WSYN-F
4 WKZQ-F	4 WDAI-F <	4 WSYN-F <	4 WGTR-F	3 WJYR-F	3 WDAI-F	4 WWXM-F	4 WKZQ-F	4 WSYN-F <	4 WYAK-F	3 WWXM-F <
4 WYAK-F	5 WKZQ-F >	5 WRNN-F	5 WDAI-F <	5 WNMB-F	5 WGTR-F	5 WJYR-F <	4 WWXM-F <	5 WGTR-F	5 WJXY-F	5 WDAI-F >
	6 WWSK-F	5 WDAI-F	6 WKZQ-F	5 WYAK-F	6 WSYN-F	6 WSYN-F	6 WSYN-F	5 WKZQ-F	5 WKZQ-F	6 WRNN-F
	6 WRNN-F	5 WYAV-F	7 WYAV-F	6 WWXM-F	7 WDAI-F	7 WDAI-F	7 WYAV-F	7 WDAI-F	5 WRNN-F	7 WYAV-F
	6 WYAK-F				8 WKZQ-F	8 WKZQ-F	8 WYNA-F <	8 WWSK-F <	5 WZFX-F >	

Other Rated Stations				Metro Share	Cume Rating	TSA AQH Cume	Other Rated Stations--Outside Market				Metro Share	Cume Rating	TSA AQH Cume
WLNC	B/G	1470	Georgetown	0.6	2.2	2 44	WEGX-F	C	92.9	Dillon	1.0	4.1	11 187
WPJS	B/G	1330	Conway	1.3	1.7	4 33	WHLZ-F	C	92.5	Manning	0.3	2.9	6 137
WSEA-F	CL AOR	100.3	Atlantic Beach	1.6	4.3	5 85	WXKB-F	B/O	99.9	Burgaw, NC	0.3	2.1	3 96
WVCO-F	J	94.9	Loris	1.0	2.7	5 85	WSTS-F	G	100.9	Fairmont, NC	1.0	3.6	6 150
							WSUY-F	SAC	96.9	Charleston	0.3	2.1	4 75
							WWBZ-F	B/AC	98.9	McClellan	1.3	2.5	4 49
							WWWZ-F	B	93.3	Summerville	1.3	4.2	10 136
							WZFX-F	B	99.1	Whiteville, NC	1.3	5.0	14 256

FM Stations

WDAI	98.5	6 kw @ 328	Black AC	ABC	Eastman	Cumulus	Pawleys Island
WGTR	107.9	36 kw @ 571	Country		Mc-Guild	Root	Bucksport
WJXY	93.9	3.7 kw @ 420	Dance CHR		Eastman	Cumulus	Conway
WJYR	92.1	50 kw @ 295	Easy Listening	Westwd	--	NextMedia, pend.	
WKZQ	101.7	37.3 kw @ 558	AOR		--	NextMedia, pend.	
WMYB	99.5	13.5 kw @ 446	AC		Katz	NextMedia, pend.	Socastee
WNMB	105.9	17 kw @ 361	AC		--	WGSN	N. Myrtle Beach
WRNN	94.5	3.5 kw @ 426	News/Talk	CBS, CNN, ABC	Katz	NextMedia, pend.	Murrells Inlet
WSYN	106.5	50 kw @ 492	Oldies		Eastman	Cumulus	Georgetown
WWSK	107.1	50 kw @ 492	Classic Hits		Mc-Guild	Root	Mullins
WWXM	97.7	100 kw @ 492	CHR		--	Root	Georgetown
WXJY	93.7	6 kw @ 328	Simul. WJXY-F				Georgetown
WYAK	103.1	12.5 kw @ 328	Country	Westwd	Katz	NextMedia, pend.	Surfside Beach
WYAV	104.1	100 kw @ 981	Classic AOR	Westwd	Katz	NextMedia, pend.	Conway
WYNA	104.9	25 kw @ 299	Black Oldies		--	Pamplico	Calabash, NC

Notes: WMNX-F -- See Wilmington, NC in the Fall 1999 American Radio . . . 1/00 WWSK-F changed from Classic Hits to Classic AOR . . . 2/00 WGSN/WNMB-F sold to Fidelity for \$2,600,000 . . . 2/00 WMYB-F, WRNN-F, WYAK-F and WYAV-F sold by Pinnacle to NextMedia in a \$75,000,000 group sale (Star) . . . 2/00 WAZG, WJYR-F and WKZQ-AF sold by Hirsch to NextMedia (price NA)

NEW BEDFORD-FALL RIVER, MA

Arbitron Rank 164	Pop (12+) 213,400	Stations 25 / 6	% Below Line: 53.3
Market TSL in Hours 21.75	Diarles: 432/494:1/46.8%	% Not Listed: 12.3	
Average Persons Rating: 16.0	Sample Target: 440	Total Retail Sales: \$2.3 Bil.	

12+ Metro	Format	Fall 99 1/4 Share	Spg 99	Fall 98	Spg 98	Fall 97	12+ Metro Cume / Rtg	Spg 99	Fall 98	12+ TSA AQH / Cume	
1	WFHN-F	41 / 12.0	10.6	11.2	10.4	8.0	658 / 30.8	27.9	26.4	41 / 658	WFHN-F
2	WWLI-F	27 / 7.9	8.9	6.1	6.5	7.8	369 / 17.3	16.1	14.9	27 / 369	WWLI-F
3	WBSM	26 / 7.6	5.7	8.1	4.4	3.2	279 / 13.1	11.5	11.7	26 / 279	WBSM
4	WCTK-F	20 / 5.9	8.9	6.7	8.9	5.9	288 / 13.5	14.5	12.6	20 / 288	WCTK-F
5	WHJY-F	18 / 5.3	7.4	6.7	8.3	6.7	337 / 15.8	17.3	15.9	18 / 337	WHJY-F
6	WSNE-F	16 / 4.7	3.1	4.5	3.7	3.6	247 / 11.6	9.8	10.1	16 / 247	WSNE-F
7	WSAR	15 / 4.4	2.0	2.8	2.9	0.9	168 / 7.9	5.0	6.1	15 / 168	WSAR
7	WPRO-F	15 / 4.4	4.0	3.4	7.3	3.7	339 / 15.9	15.0	15.0	15 / 339	WPRO-F
9	WWBB-F	14 / 4.1	3.1	7.0	4.2	4.1	277 / 13.0	11.7	14.7	14 / 277	WWBB-F
10	WJMN-F	13 / 3.8	4.6	5.0	3.7	3.1	304 / 14.2	16.5	15.4	13 / 304	WJMN-F
11	WCIB-F	11 / 3.2	4.9	2.2	5.0	2.0	115 / 5.4	7.5	4.9	11 / 115	WCIB-F
11	WBRU-F	11 / 3.2	2.3	3.4	3.7	2.9	238 / 11.2	13.2	10.0	11 / 238	WBRU-F

12+ FM Share (Metro): 80.60% (241 of 299) (Fall 98: 81.25%)

18-34	18-49	25-54	35+	Wom 25-54	Men 25-54	12+ AMD	12+ Mid	12+ PMD	12+ Eve	12+ Wknd
1 WHJY-F <	1 WFHN-F >	1 WFHN-F >	1 WBSM	1 WFHN-F	1 WFHN-F	1 WBSM	1 WFHN-F	1 WFHN-F >	1 WFHN-F >>	1 WFHN-F >
2 WFHN-F >	2 WHJY-F	2 WWLI-F	2 WWLI-F <	2 WWLI-F	2 WWRX-F	2 WFHN-F	2 WWLI-F	2 WWLI-F <	2 WWLI-F	2 WWLI-F
3 WSNE-F	3 WWLI-F	3 WSNE-F <	3 WFHN-F	3 WSNE-F >	3 WHJY-F	3 WSAR <	3 WCTK-F <	3 WCTK-F	2 WHJY-F	2 WBSM
3 WPRO-F >	3 WSNE-F	4 WCTK-F	4 WCTK-F	4 WPRO-F	3 WCIB-F	4 WWLI-F >	4 WBSM	4 WHJY-F	4 WCTK-F	4 WJMN-F <
5 WBRU-F	5 WPRO-F	5 WHJY-F	5 WSAR	4 WCTK-F >	3 WCTK-F	5 WHJY-F	5 WSNE-F	5 WSNE-F	4 WSNE-F	5 WPRO-F
5 WWKX-F	6 WCTK-F	6 WWRX-F	6 WWBB-F	6 WJFO-F	6 WWBB-F	5 WCTK-F	6 WHJY-F	5 WPRO-F	4 WJMN-F	5 WHJY-F <
	7 WBRU-F	6 WPRO-F	7 WPLM-F <	6 WODS-F	7 WWLI-F	7 WSNE-F	7 WSAR	5 WBSM <	7 WWKX-F	7 WWBB-F <
	7 WCIB-F	8 WCIB-F	8 WODS-F	8 WJMN-F	7 WBRU-F	7 WPRO-F	7 WWBB-F <	8 WWBB-F	7 WPRO-F	8 WPLM-F
	9 WJMN-F	8 WODS-F	8 WWBB-F	8 WHJY-F >	9 WODS-F	9 WWBB-F	9 WCIB-F	9 WBRU-F	9 WBRU-F	
									10 WWRX-F	

Other Rated Stations				Metro Share	Cume Rating	TSA AQH Cume	Other Rated Stations--Outside Market				Metro Share	Cume Rating	TSA AQH Cume		
WJFD-F	E	97.3	New Bedford	2.3	4.4	8	93	WAAF-F	AOR-NR	107.3	Worcester	0.6	2.2	2	47
WNBH	B/O	1340	New Bedford	2.1	3.3	7	71	WBCN-F	AOR	104.1	Boston	1.2	4.8	4	102
								WBZ	N/T	1030	Boston	0.9	5.1	3	108
								WEEI	SPRTS	850	Boston	0.9	2.8	3	59
								WHKK-F	CL HITS	100.3	Middletown, RI	0.6	2.9	2	61
								WODS-F	O	103.3	Boston	2.6	8.2	9	174
								WPLM-F	SAC	99.1	Plymouth, MA	2.9	7.1	10	153
								WPRO	T	630	Providence	1.2	3.3	4	69
								WWKX-F	CHR	106.3	Woonsocket, RI	2.9	11.2	10	240
								WWRX-F	CL AOR	103.7	Westerly, RI	2.6	6.2	9	133

AM Stations

WBSM	1420	5 kw/1 kw (DA-2)	Talk	Westwd, Talknt	Mc-Guild	Citadel, pend.
WNBH	1340	1 kw	Black Oldies	ABC	D&R	Hall
WSAR	1480	5 kw (DA-1)	Talk	ABC	Sentry	

FM Stations

WCTK	98.1	47 kw @ 510	Country	D&R	Hall	
WFHN	107.1	2.4 kw @ 348	CHR	Mc-Guild	Citadel, pend.	Fairhaven
WJFD	97.3	50 kw @ 500	Portugese	Mc-Guild		

Notes: Other ranked stations -- See Providence or Boston in the Fall 1999 American Radio . . . The market's Metro and Total survey areas are the same . . . 10/99 WBSM/WFHN-F sold by Broadcasting Partners to Citadel as part of a \$190,000,000 group transaction. Divestitures may be necessary.

NEW LONDON, CT

Arbitron Rank 167 Pop (12+) 206,500
 Market TSL In Hours 19.25
 Average Persons Rating: 14.1

Stations 23 / 8
 Diarles: 451/458:1/55.1%
 Sample Target: 440

% Below Line: 29.1
 % Not Listed: 18.8
 Total Retail Sales: \$2.7 Bil.

12+ Metro	Format	Fall 99 1/4 Share	Spg 99	Fall 98	Spg 98	Fall 97	12+ Metro Cume / Rtg	Spg 99	Fall 98	12+ TSA AQH / Cume	
1	WCTY-F	C	35 / 12.0	9.4	10.3	11.3	399 / 19.3	18.7	18.7	44 / 580	WCTY-F
2	WQGN-F	CHR	26 / 8.9	10.0	15.0	7.4	524 / 25.4	26.3	32.0	28 / 611	WQGN-F
3	WWRX-F	CL AOR	25 / 8.6	7.0	6.5	5.5	399 / 19.3	18.7	22.0	33 / 662	WWRX-F
4	WKCD-F	AC-NR	23 / 7.9	6.4	2.2	1.3	389 / 18.8	15.2	4.7	26 / 474	WKCD-F
5	WNLC-F	ST	22 / 7.6	10.0	7.2	7.8	319 / 15.5	15.2	15.2	29 / 436	WNLC-F
6	WBMW-F	AC	14 / 4.8	3.3	5.6	5.2	269 / 13.0	11.3	14.4	16 / 318	WBMW-F
7	WVVE-F	O	13 / 4.5	3.3	4.4	3.9	270 / 13.1	13.9	9.6	14 / 340	WVVE-F
7	WTYD-F	SAC	13 / 4.5	6.7	5.0	6.5	210 / 10.2	11.7	12.6	14 / 247	WTYD-F
9	WFAN	SPRTS	10 / 3.4	2.7	3.1	2.3	167 / 8.1	7.8	9.3	13 / 293	WFAN
10	WHCN-F	CL AOR	7 / 2.4	2.3	1.9	1.3	142 / 6.9	5.6	7.2	15 / 240	WHCN-F
11	WICH	FS	6 / 2.1	2.0	4.4	3.6	115 / 5.6	5.7	10.3	6 / 125	WICH

12+ FM Share (Metro): 89.45% (212 of 237) (Fall 98: 84.62%)

18-34	18-49	25-54	35+	Wom 25-54	Men 25-54	12+ AMD	12+ Mid	12+ PMD	12+ Eve	12+ Wknd
1 WKCD-F	1 WWRX-F	1 WKCD-F <	1 WCTY-F	1 WBMW-F	1 WWRX-F >	1 WCTY-F >	1 WWRX-F	1 WCTY-F	1 WQGN-F >>	1 WCTY-F >
2 WWRX-F	2 WKCD-F	2 WWRX-F	2 WNLC-F >	1 WQGN-F	2 WKCD-F >	2 WQGN-F	2 WCTY-F	2 WKCD-F <	2 WCTY-F	2 WQGN-F <
3 WQGN-F >	3 WQGN-F	3 WCTY-F <	3 WTYD-F	3 WCTY-F	3 WCTY-F	3 WNLC-F <	3 WKCD-F <	3 WQGN-F	2 WKCD-F	3 WWRX-F <
4 WCTY-F >>	4 WCTY-F >	4 WQGN-F	4 WWRX-F	4 WKCD-F	4 WQGN-F	4 WWRX-F	4 WNLC-F	4 WWRX-F	2 WNLC-F	4 WKCD-F <
	5 WBMW-F	5 WBMW-F	4 WBMW-F <	5 WVVE-F >	4 WTYD-F	4 WFAN	5 WBMW-F <	5 WNLC-F	2 WTYD-F	5 WNLC-F >
	6 WTYD-F	6 WTYD-F	6 WVVE-F	6 WTYD-F	6 WHCN-F	6 WKCD-F >	6 WQGN-F	5 WTYD-F	6 WMRQ-F	6 WBMW-F >
	6 WHCN-F	6 WVVE-F	7 WQGN-F	6 WNLC-F >	6 WFAN	7 WICH	7 WTYD-F	7 WVVE-F <	7 WWRX-F	7 WVVE-F
		8 WNLC-F	7 WFAN		6 WVVE-F	7 WVVE-F	7 WVVE-F >	8 WBMW-F >	7 WBMW-F >	

Other Rated Stations--Outside Market				Metro Share	Cume Rating	TSA AQH Cume
WAAF-F	AOR-NR	107.3	Worcester, MA	0.7	2.4	9 222
WBEA-F	AC/CHR	104.7	Montauk, NY	1.4	8.0	5 194
WCBS	N	880	New York	1.7	6.3	8 225
WCCC-F	AOR	106.9	Hartford	1.4	5.2	6 176
WDRG-F	O	102.9	Hartford	0.7	2.7	6 117
WHCK-F	CL HITS	99.7	Wakefield, RI	1.4	4.2	5 174
WILI-F	CHR	98.3	Willmantic, CT	0.7	3.9	16 247
WKSS-F	CHR	95.7	Meriden, CT	1.4	6.8	7 170
WMRQ-F	AOR-NR	104.1	Waterbury	1.7	4.5	5 115
WOR	T	710	New York	1.4	3.1	5 77
WWYZ-F	C	92.5	Waterbury	1.7	3.8	5 99
WZMX-F	B/O	93.7	Hartford	0.7	3.4	2 82

AM Stations

WICH	1310	5 kw (DA-2)	Full Service	D&R	Hall	Norwich
------	------	-------------	--------------	-----	------	---------

FM Stations

WBMW	106.5	6 kw @ 298	AC	--		Ledyard	
WCTY	97.7	1.9 kw @ 410	Country	ABC	D&R	Hall	Norwich
WKCD	107.7	1.85 kw @ 399	Modern AC	Jones	Allied	AAA Ent.	Pawcatuck
WNLC	98.7	5.5 kw @ 279	Standards	CNN, Westwd	D&R	Hall	E. Lyme
WQGN	105.5	3 kw @ 275	CHR		Eastman	Citadel, pend.	Groton
WTYD	100.9	3 kw @ 328	Soft AC	Jones	D&R	Hall	
WVVE	102.3	3 kw @ 328	Oldies	AP	Mc-Guild	Citadel, pend.	Stonington

Notes: Other ranked stations -- See Hartford, New York or Providence in the Fall 1999 American Radio ... 10/99 WQGN-F, WSUB and WVVE-F sold by Spring (Broadcasting Partners) to Citadel as part of a \$190,000,000 group transaction ... 1/00 WVVE-F changed from Oldies to Classic AOR as WAXK-F ... 3/00 WTYD-F changed from Soft AC to Oldies as WKNL-F ("Kool Oldies")

ODESSA-MIDLAND, TX

Arbitron Rank 174	Pop (12+) 194,100	Stations 16 / 16	% Below Line: 0.0
Market TSL in Hours 21.25		Diaries: 620/313:1/48.4%	% Not Listed: 13.4
Average Persons Rating: 15.7		Sample Target: 620	Total Retail Sales: \$2.4 Bil.

12+ Metro	Format	Fall 99 1/4 Share	Spq 99	Fall 98	Spq 98	Fall 97	12+ Metro Cume / Rtg	Spq 99	Fall 98	12+ TSA AQH / Cume		
1	KBAT-F	CHR/U	42 / 13.8	12.0	7.6	3.5	4.1	489 / 25.2	22.0	17.3	53 / 668	KBAT-F
2	KCHX-F	B/O	27 / 8.9	6.5	7.2	15.4	12.1	332 / 17.1	21.3	17.1	42 / 469	KCHX-F
3	KGEE-F	C	24 / 7.9	9.8	7.9	10.6	11.7	324 / 16.7	19.6	19.5	37 / 499	KGEE-F
4	KFZX-F	AOR	22 / 7.2	7.2	3.6	4.5	3.2	254 / 13.1	13.3	11.0	25 / 330	KFZX-F
5	KQLM-F	SP-C	18 / 5.9	6.5	8.6	4.2	5.4	201 / 10.3	10.1	11.3	20 / 230	KQLM-F
5	KMND	ST/T	18 / 5.9	2.6	4.6	4.5	4.8	177 / 9.1	6.6	8.4	18 / 185	KMND
7	KNFM-F	C	16 / 5.2	6.8	10.2	9.3	8.6	289 / 14.9	18.0	18.1	26 / 476	KNFM-F
7	KCRS-F	AC	16 / 5.2	2.9	2.0	3.8	3.8	230 / 11.9	9.7	8.4	22 / 344	KCRS-F
9	KODM-F	AC	14 / 4.6	6.5	4.6	7.0	10.5	274 / 14.1	12.4	11.3	16 / 316	KODM-F
9	KMCM-F	O	14 / 4.6	8.1	5.9	7.0	3.8	260 / 13.4	14.8	12.6	16 / 295	KMCM-F
9	KKJW-F	C/O	14 / 4.6	5.9	6.3	5.8	7.3	154 / 7.9	11.2	10.6	18 / 232	KKJW-F
12	KMRK-F	SP-TJ	13 / 4.3	4.6	5.9	4.5	3.8	209 / 10.8	12.3	9.4	25 / 360	KMRK-F
13	KQRX-F	AOR-NR	11 / 3.6	3.6	3.0	3.5	2.2	182 / 9.4	10.0	12.6	12 / 195	KQRX-F

12+ FM Share (Metro): 97.56% (240 of 246) (Fall 98: 90.42%)

18-34	18-49	25-54	35+	Wom 25-54	Men 25-54	12+ AMD	12+ Mid	12+ PMD	12+ Eve	12+ Wknd
1 KBAT-F >>	1 KBAT-F	1 KCHX-F	1 KCHX-F	1 KBAT-F <	1 KFZX-F <	1 KBAT-F >	1 KCHX-F <	1 KBAT-F >	1 KBAT-F >>	1 KBAT-F >>
2 KFZX-F	2 KCHX-F <	2 KFZX-F	1 KGEE-F	2 KCHX-F	2 KCHX-F >	2 KFZX-F <	2 KBAT-F <	2 KCHX-F	2 KCHX-F >	2 KCHX-F <
3 KQLM-F	3 KFZX-F	3 KBAT-F <	3 KMND	3 KGEE-F	3 KMCM-F	3 KGEE-F <	3 KMND <	3 KFZX-F <	3 KQRX-F	3 KFZX-F
4 KCHX-F	4 KQLM-F	4 KGEE-F	4 KMCM-F	4 KQLM-F	3 KGEE-F >	4 KCHX-F <	4 KGEE-F	4 KGEE-F <	4 KQLM-F	3 KGEE-F <
4 KCRS-F	5 KCRS-F	5 KMCM-F	4 KODM-F <	4 KODM-F	5 KMRK-F	5 KQLM-F >	5 KFZX-F	5 KNFM-F	4 KCRS-F	5 KQLM-F >
6 KQRX-F	5 KGEE-F	5 KQLM-F	6 KKJW-F	4 KCRS-F >	5 KMND	6 KODM-F	6 KMCM-F	6 KCRS-F	4 KFZX-F	6 KMRK-F
	7 KMRK-F <	5 KODM-F	6 KNFM-F	7 KNFM-F	5 KBAT-F	6 KNFM-F	6 KCRS-F	7 KMCM-F	4 KGEE-F	7 KQRX-F
	8 KODM-F	5 KCRS-F <	8 KFZX-F >	7 KMRK-F		8 KMRK-F	8 KKJW-F	7 KODM-F <	8 KODM-F	7 KCRS-F
		9 KMRK-F					8 KNFM-F	9 KKJW-F	8 KNFM-F	
							8 KQLM-F			

Other Rated Stations				Metro Share	Cume Rating	TSA AQH	Cume
KCRS	N	550	Midland	2.0	6.0	8	180
KKKK-F	REL	101.3	Crane	1.0	1.5	4	47
KTXC-F	C	104.7	Lamesa	2.0	6.4	13	178

AM Stations

KMND	1510	2.4 kw (Days)	Standards/Talk	ABC	Katz	Cumulus
------	------	---------------	----------------	-----	------	---------

FM Stations

KBAT	93.3	100 kw @ 500	Dance CHR	Westwd	Eastman	Cumulus
KCHX	106.7	100 kw @ 679	Black Oldies	AMFM	Sentry	AMFM
KCRS	103.3	100 kw @ 920	AC		Mc-Guild	
KFZX	102.1	100 kw @ 977	AOR	AMFM	Sentry	AMFM
KGEE	99.9	98.4 kw @ 574	Country	ABC	---	Cumulus
KKJW	105.9	32 kw @ 440	Classic Country		---	Monahans
KMCM	96.9	100 kw @ 500	Oldies	ABC	Mc-Guild	Stanton
KMRK	96.1	50 kw @ 492	Tejano	AMFM	Katz Hisp.	AMFM
KNFM	92.3	100 kw @ 984	Country	ABC	Katz	Cumulus
KODM	97.9	100 kw @ 361	AC	Westwd, CNN	Katz	Cumulus
KQLM	107.9	100 kw @ 846	Hispanic Contemp.		---	
KQRX	95.1	10.35 kw @ 505	AOR-New Rock		---	

Notes: 9/99 KCHX-F changed from CHR to Black (Rhythmic) Oldies . . . 3/00 KJBC (1150) sold for \$175,000

OWENSBORO, KY

Arbitron Rank 266 **Pop (12+)** 75,000 **Stations** 15 / 7 **% Below Line:** 33.9
Market TSL In Hours 16.75 **Diaries:** 309/243.1/53.5% **% Not Listed:** 8.7
Average Persons Rating: 12.4 **Sample Target:** 280 **Total Retail Sales:** \$1.03 Bil.

12+ Metro	Format	Fall 99 1/4 Share	Spq 99	Fall 98	Spq 98	Fall 97	12+ Metro Cume / Rtg	Spq 99	Fall 98	12+ TSA AQH / Cume	
1	WBKR-F	C	23 / 25.1	19.9	24.9	26.5	307 / 40.9	38.4	46.6	72 / 1211	WBKR-F
2	WSTO-F	CHR	14 / 15.3	17.8	14.5	10.3	272 / 36.3	35.9	30.7	102 / 1697	WSTO-F
3	WOXO-F	AC/CHR	7 / 7.6	3.1	6.2	10.3	111 / 14.9	13.4	13.7	21 / 505	WOXO-F
3	WOMI	N/T	7 / 7.6	4.2	2.1	4.3	112 / 15.0	7.3	6.1	7 / 129	WOMI
5	WBIO-F	C/O	6 / 6.6	8.4	6.2	6.8	91 / 12.2	15.1	13.0	8 / 128	WBIO-F
6	WJPS-F	O	5 / 5.5	2.1	3.1	5.1	60 / 8.0	6.7	7.4	23 / 481	WJPS-F

12+ FM Share (Metro): 85.71% (72 of 84) (Fall 98: 92.13%)

18-34	18-49	25-54	35+	Wom 25-54	Men 25-54	12+ AMD	12+ Mid	12+ PMD	12+ Eve	12+ Wknd
1 WSTO-F	1 WBKR-F >>	1 WBKR-F >>>	1 WBKR-F >>>	1 WBKR-F >>	1 WBKR-F >>	1 WBKR-F >>>	1 WBKR-F >>	1 WBKR-F >	1 WSTO-F	1 WBKR-F >
1 WBKR-F >	2 WSTO-F	2 WSTO-F	2 WOMI >	2 WOXO-F >	2 WSTO-F	2 WSTO-F	2 WSTO-F	2 WSTO-F >	2 WBKR-F >>	2 WSTO-F >>
3 WOXO-F >>>	3 WOXO-F >>	2 WOXO-F >	3 WSTO-F	3 WSTO-F >	2 WJPS-F >	3 WVJS	2 WOMI	3 WOXO-F	3 WKTG-F >	3 WKDO-F
4 WKDO-F	4 WKDO-F	4 WJPS-F	3 WJPS-F	4 WJPS-F >>	4 WKDO-F	3 WOXO-F	4 WOXO-F	4 WJPS-F	4 WKDO-F	3 WVJS
4 WKTG-F	5 WKDO-F	5 WKDO-F	3 WBIO-F	4 WOMI	4 WOMI	5 WBIO-F	5 WBIO-F	5 WKDO-F	4 WOXO-F	3 WOMI
4 WBIO-F >	5 WOMI	5 WKTG-F		4 WKTG-F	4 WKTG-F		5 WOMI	5 WOMI	4 WOMI >>	3 WKTG-F
	5 WKTG-F	5 WBIO-F >		4 WBIO-F >	4 WBIO-F >					3 WBIO-F

Other Rated Stations				Metro Share	Cume Rating	TSA AQH Cume	Other Rated Stations--Outside Market				Metro Share	Cume Rating	TSA AQH Cume
WKTG-F	CL AOR	93.9	Madisonville, KY	4.4	9.7	27 441	WDKS-F	AC/CHR	106.1	Newburgh, IN	1.1	6.6	12 354
WVJS	ST	1420	Owensboro	4.4	11.7	4 98	WGBF	N/T	1280	Evansville	1.1	3.2	17 322
WXCM-F	AOR	97.1	Hawesville, KY	2.2	8.3	18 278	WGBF-F	AOR	103.1	Henderson, KY	1.1	6.7	42 686
							WKY-F	AC	104.1	Evansville	4.4	10.8	91 1250
							WKDO-F	C	99.5	Henderson, KY	4.4	11.1	62 1063
							WLME-F	O	102.9	Cannelton, IN	1.1	3.5	8 140

AM Stations

WOMI	1490	0.83 kw	News/Talk	Westwd. BNN	Banner	Brill
WVJS	1420	5 kw/1 kw (DA 2)	Standard	ABC, Westwd	Banner	Brill

FM Stations

WBIO	94.7	3 kw @ 328	Classic Country	ABC	--	Cromwell	Phillip
WBKR	92.5	91.4 kw @ 1049	Country		Banner	Brill	
WKTG	93.9	50 kw @ 328	Classic Rock	Westwd	--		Madisonville, KY
WOXO	101.5	100 kw @ 669	AC/CHR	Jones	--		Central City, KY
WXCM	97.1	5 kw @ 358	AOR		--	Cromwell	Hawesville

Notes: Other ranked stations -- See Evansville in the Fall 1999 American Radio

PALM SPRINGS, CA

Arbitron Rank 153	Pop (12+) 238,300	Stations 22 / 19	% Below Line: 2.5
Market TSL in Hours 22.50		Diaries: 621/384:1/51.0%	% Not Listed: 13.0
Average Persons Rating: 16.8		Sample Target: 620	Total Retail Sales: \$3.7 Bil.

12+ Metro	Format	Fall 99 1/4 Share	Spg 99	Fall 98	Spg 98	Fall 97	12+ Metro Cume / Rtg	Spg 99	Fall 98	12+ TSA AQH / Cume		
1	KUNA-F	SP-R	44 / 11.0	8.0	9.3	6.3	7.6	449 / 18.8	16.1	17.7	44 / 449	KUNA-F
2	KPSI-F	CHR	34 / 8.5	9.3	9.8	11.0	11.5	588 / 24.7	25.9	25.4	34 / 588	KPSI-F
3	KWXY-AF	EZ	31 / 7.7	7.0	12.2	10.5	11.2	267 / 11.2	10.5	15.3	31 / 267	KWXY-AF
3	KDES-F	O	31 / 7.7	7.5	5.6	6.3	6.6	423 / 17.7	16.7	16.5	31 / 423	KDES-F
5	KPLM-F	C	27 / 6.7	4.8	4.6	8.4	6.9	316 / 13.2	10.4	9.4	27 / 316	KPLM-F
5	KLOB-F	SP-R	27 / 6.7	5.8	6.6	7.2	6.4	382 / 16.0	12.2	13.9	27 / 382	KLOB-F
5	KCLB-F	AOR	27 / 6.7	7.3	6.3	12.8	6.6	290 / 12.2	13.7	17.6	27 / 290	KCLB-F
8	KKUU-F	CHR/U	22 / 5.5	8.5	4.4	6.8	3.6	391 / 16.4	20.6	15.4	22 / 391	KKUU-F
9	KEZN-F	SAC	21 / 5.2	8.0	6.8	5.4	7.4	276 / 11.6	13.3	14.3	21 / 276	KEZN-F
10	KMRJ-F	AOR-NR	17 / 4.2	6.8	6.3			179 / 7.5	12.1	10.6	17 / 179	KMRJ-F
10	KJJZ-F	J	17 / 4.2	5.3	3.2	3.7	4.1	189 / 7.9	9.0	6.8	17 / 189	KJJZ-F
12	KPSI	N/T	15 / 3.7	2.0	2.9	2.6	2.8	128 / 5.4	5.7	6.1	15 / 128	KPSI

12+ FM Share (Metro): 88.51% (308 of 348) (Fall 98: 87.80%)

18-34	18-49	25-54	35+	Wom 25-54	Men 25-54	12+ AMD	12+ Mid	12+ PMD	12+ Eve	12+ Wknd
1 KUNA-F	1 KUNA-F >	1 KUNA-F >	1 KWXY-AF	1 KUNA-F	1 KUNA-F	1 KUNA-F	1 KUNA-F	1 KDES-F	1 KPSI-F	1 KUNA-F
2 KPSI-F	2 KCLB-F	2 KCLB-F	2 KDES-F	2 KPLM-F	2 KCLB-F	2 KCLB-F	2 KWXY-AF <	1 KPSI-F <	2 KKUU-F	2 KPSI-F
3 KLOB-F <	3 KPSI-F <	2 KDES-F	3 KUNA-F	2 KEZN-F	3 KDES-F	3 KWXY-AF <	3 KDES-F <	3 KUNA-F	3 KUNA-F	3 KWXY-AF <
4 KMRJ-F	4 KLOB-F <	4 KPLM-F	4 KCLB-F	4 KLOB-F	4 KMRJ-F	4 KLOB-F <	4 KPLM-F	4 KWXY-AF	4 KDES-F	4 KPLM-F
4 KKUU-F <	5 KPLM-F	5 KLOB-F	5 KPLM-F	5 KDES-F	5 KPLM-F	5 KPSI-F <	5 KCLB-F <	4 KLOB-F <	5 KLOB-F >	4 KLOB-F
6 KPLM-F	5 KDES-F	6 KEZN-F <	5 KJJZ-F	6 KPSI-F	6 KLOB-F	6 KDES-F <	6 KEZN-F <	6 KKUU-F <	6 KPLM-F	6 KDES-F
	7 KEZN-F	7 KPSI-F <	5 KPSI	7 KCLB-F	7 KPSI-F	7 KPLM-F	7 KPSI-F	7 KCLB-F <	6 KCLB-F	7 KCLB-F
	7 KMRJ-F <	8 KMRJ-F	8 KEZN-F			8 KKUU-F	8 KJJZ-F <	8 KPLM-F	6 KWXY-AF	8 KKUU-F
						8 KPSI		8 KWXY-F <		

Other Rated Stations				Metro Share	Cume Rating	TSA AQH Cume	Other Rated Stations--Outside Market				Metro Share	Cume Rating	TSA AQH Cume
KCMJ-AA	ST	1140	Palm Springs	1.7	3.8	7 91	KFI	T	640	Los Angeles	0.7	3.4	3 81
KGAM	T	1450	Palm Springs	0.7	1.8	3 44	KOST-F	AC	103.5	Los Angeles	0.5	2.0	2 48
KNWZ	T	1010	Thousand Palms	1.5	5.6	6 133	KSSE-F	SP-C	97.5	Riverside	1.2	2.4	5 57
KXPS	SPRTS	1270	Thousand Palms	0.5	1.7	2 41							
KYOR-F	AC/CHR	106.9	Yucca Valley	2.0	8.5	8 201							

AM Stations

KPSI	920	5 kw/1 kw (DA-2)	News/Talk	ABC	Christal	KPSI Radio
KWXY	1340	1 kw	Simul. KWXY-F			Cathedral City

FM Stations

KCLB	93.7	26.5 kw @ 640	AOR		Mc-Guild	Morris	Coachella
KDES	104.7	42 kw @ 540	Oldies		Christal	KPSI Radio	
KEZN	103.1	1.9 kw @ 590	Soft AC	Westwd	Allied	CBS/Infinity	Palm Desert
KJJZ	102.3	0.66 kw @ 587	Jazz		Katz	KPLM-F	Indio
KKUU	92.7	6 kw @ 328	CHR/Urban		Mc-Guild	Morris	Indio
KLOB	94.7	1.8 kw @ 607	Hispanic Contemp.		Lotus		Thousand Palms
KMRJ	99.5	3 kw @ 328	New Rock		Katz		Rancho Mirage
KPLM	106.1	50 kw @ 392	Country	AP	Mc-Guild	KJJZ-F	
KPSI	100.5	25 kw @ 174	CHR		Christal	KPSI Radio	
KUNA	96.7	0.65 kw @ 577	Hispanic-Regional	CNN	--	News-Press/Gazette	La Quinta
KWXY	98.5	50 kw @ 500	Easy Listening		--		Cathedral City

Notes: The market's metro and total survey areas are the same ... 11/99 KESQ (1400) changed from AC to Hispanic AC as "La Bonita"

PANAMA CITY, FL

Arbitron Rank 226	Pop (12+) 125,700	Stations 16 / 15	% Below Line: 0.5
Market TSL In Hours 20.00		Diarles: 503/250:1/49.0%	% Not Listed: 16.0
Average Persons Rating: 14.9		Sample Target: 470	Total Retail Sales: \$1.94 Bil.

12+ Metro	Format	Fall 99 1/4 Share	Spg 99	Fall 98	Spg 98	Fall 97	12+ Metro Cume / Rtg	Spg 99	Fall 98	12+ TSA AQH / Cume		
1	WPAP-F	C	22 / 11.8	16.4	12.2	12.9	15.9	292 / 23.2	24.9	27.4	49 / 645	WPAP-F
2	WFSY-F	AC	20 / 10.7	9.4	14.4	12.3	13.0	283 / 22.5	21.6	20.3	34 / 539	WFSY-F
3	WILN-F	CHR	17 / 9.1	12.3	11.1	15.3	12.4	344 / 27.3	30.0	24.0	23 / 473	WILN-F
4	WYOO-F	T	12 / 6.4	6.4	7.8	5.3	4.1	191 / 15.2	12.0	14.1	12 / 200	WYOO-F
4	WEBZ-F	B	12 / 6.4		2.2		3.5	116 / 9.2		5.2	13 / 152	WEBZ-F
6	WAKT-F	C	11 / 5.9	7.0	6.6	2.9	5.9	151 / 12.0	16.4	16.9	12 / 173	WAKT-F
7	WYYX-F	AOR	10 / 5.4	5.8	6.1	5.3	3.5	190 / 15.1	14.1	13.7	23 / 361	WYYX-F
7	WDIZ	ST	10 / 5.4	4.7	3.3	5.3	1.2	103 / 8.2	7.2	7.3	10 / 103	WDIZ
9	WRBA-F	CL AOR	9 / 4.8	6.4	6.1	8.2	6.5	108 / 8.6	14.5	14.8	10 / 127	WRBA-F
10	WPBH-F	O	8 / 4.3	5.8	5.5	5.9	4.7	110 / 8.8	12.9	13.2	10 / 159	WPBH-F

12+ FM Share (Metro): 91.08% (143 of 157) (Fall 98: 93.13%)

18-34	18-49	25-54	35+	Wom 25-54	Men 25-54	12+ AMD	12+ Mid	12+ PMD	12+ Eve	12+ Wknd
1 WEBZ-F	1 WFSY-F <	1 WFSY-F >	1 WPAP-F	1 WFSY-F >	1 WRBA-F	1 WPAP-F >	1 WPAP-F	1 WPAP-F	1 WEBZ-F	1 WPAP-F >
2 WYYX-F	2 WPAP-F	2 WPAP-F	2 WFSY-F >	2 WPAP-F >	1 WPPT-F	2 WFSY-F <	1 WFSY-F >	1 WFSY-F <	2 WILN-F	2 WFSY-F
3 WILN-F	3 WILN-F	3 WEBZ-F	3 WDIZ	3 WEBZ-F	1 WFSY-F	3 WILN-F	3 WYOO-F <	3 WILN-F <	3 WYYX-F	2 WILN-F
3 WFSY-F	4 WYYX-F	3 WILN-F	3 WYOO-F	3 WILN-F	4 WPAP-F	4 WAKT-F <	4 WILN-F <	4 WYOO-F	3 WFSY-F	4 WDIZ
5 WPAP-F	4 WEBZ-F	3 WAKT-F	5 WAKT-F	5 WAKT-F	4 WYYX-F	5 WYYX-F	5 WRBA-F <	4 WEBZ-F >	5 WLHR-F	5 WPBH-F
6 WRBA-F	4 WAKT-F	6 WPBH-F	6 WPBH-F	6 WPBH-F	4 WYOO-F	6 WYOO-F	6 WDIZ	5 WAKT-F <	6 WAKT-F	5 WEBZ-F
	7 WRBA-F	7 WYOO-F	7 WILN-F		4 WPBH-F	6 WEBZ-F	7 WAKT-F	7 WRBA-F	7 WPAP-F	5 WAKT-F
		7 WRBA-F			4 WAKT-F		8 WPBH-F	7 WLHR-F		5 WLHR-F >

Other Rated Stations				Metro Share	Cume Rating	TSA AQH Cume	Other Rated Stations--Outside Market				Metro Share	Cume Rating	TSA AQH Cume		
WLHR-F	CHR	107.9	Panama City	3.8	13.9	15	328	WDJR-F	C	96.9	Enterprise, AL	0.5	2.2	26	277
WLTV	N/T	1430	Panama City	2.1	5.8	5	82								
WMXP-F	SAC	103.5	Callaway	1.6	6.5	4	90								
WPCF-F	REL-CC	100.1	Panama City Beach	2.7	6.6	6	123								
WPPT-F	AOR	94.5	Parker	3.2	9.3	11	168								

AM Stations

WDIZ	590	1.7 kw/2.5 kw (DA-N)	Standards	ABC	Clr Chnl	Clear Channel
------	-----	----------------------	-----------	-----	----------	---------------

FM Stations

WAKT	105.1	50 kw @ 377	Country	Westwd	Christal	Waitt	Panama City Beach
WEBZ	93.5	14.5 kw @ 669	Black	ABC	Katz	Clear Channel	Port St. Joe
WFSY	98.5	100 kw @ 1056	AC	Westwd	Clr Chnl	Clear Channel	
WILN	105.9	50 kw @ 394	CHR		Eastman	NextMedia, pend.	
WLHR	107.9	100 kw @ 781	CHR		Christal	Waitt	
WPAP	92.5	100 kw @ 1338	Country	Westwd	Clr Chnl	Clear Channel	
WPBH	94.5	100 kw @ 991	Oldies	ABC	Clr Chnl	Clear Channel	Parker
WRBA	95.9	50 kw @ 492	Classic AOR	Westwd	Christal	Waitt	Springfield
WYOO	101.1	5.2 kw @ 236	News/Talk	Westwd, CNN, TARN	---	NextMedia, pend.	Springfield
WYYX	97.7	91.66 kw @ 830	AOR		Eastman	NextMedia, pend.	Bonifay

Notes: 8/99 WPBH-F changed from Oldies to AOR as WPPT-F ("Pirate Radio") . . . 9/99 WEBZ-F changed from Classic AOR to Black as "The Beat" . . . 10/99 WILN-F and WYYX-F sold by Empire to NextMedia for \$4,700,000 (Media Svcs) . . . 10/99 WDLF (1290), WPCF-F and WYOO-F sold by Styles to NextMedia for \$3,600,000 . . . 1/00 WPCF-F changed from Contemporary Christian to Black Oldies as WQJM-F; the WPCF calls and format moved to 1290 (ex-WDLF)

PARKERSBURG-MARIETTA, WV-OH

Arbltron Rank 224	Pop (12+) 126,100	Stations 12 / 12	% Below Line: 0.0
Market TSL In Hours 18.50		Diaries: 535/236:1/57.8%	% Not Listed: 14.6
Average Persons Rating: 13.6		Sample Target: 520	Total Retail Sales: \$1.64 Bil.

12+ Metro	Format	Fall 99 1/4 Share	Spg 99	Fall 98	Spg 98	Fall 97	12+ Metro Cume / Rtg	Spg 99	Fall 98	12+ TSA AQH / Cume		
1	WNUS-F	C	34 / 19.9	13.0	14.7	17.7	15.5	364 / 28.8	24.9	28.6	48 / 579	WNUS-F
2	WXIL-F	CHR/AC	20 / 11.7	11.7	10.4	12.4	10.3	300 / 23.8	24.2	29.0	36 / 660	WXIL-F
2	WRVB-F	CHR	20 / 11.7	13.7	8.6	7.7	5.7	291 / 23.1	25.4	22.4	31 / 557	WRVB-F
4	WHBR-F	AOR	19 / 11.1	15.0	12.3			245 / 19.5	28.3	24.5	37 / 425	WHBR-F
5	WXKX-F	C	15 / 8.8	5.2	8.0	9.5	9.8	255 / 20.2	12.8	22.9	28 / 510	WXKX-F
6	WDMX-F	O	12 / 7.0	10.4	9.8	10.1	9.8	229 / 18.2	17.9	19.4	15 / 303	WDMX-F
7	WRZZ-F	CLAOR	9 / 5.3	7.2	7.4	10.1	12.0	137 / 10.9	5.9	14.1	12 / 177	WRZZ-F
7	WADC	ST	9 / 5.3	4.6	5.5	5.3	3.4	106 / 8.4	5.9	7.6	13 / 142	WADC

12+ FM Share (Metro): 88.36% (129 of 146) (Fall 98: 85.61%)

18-34	18-49	25-54	35+	Wom 25-54	Men 25-54	12+ AMD	12+ Mid	12+ PMD	12+ Eve	12+ Wknd
1 WHBR-F <	1 WNUS-F	1 WNUS-F	1 WNUS-F >	1 WNUS-F	1 WHBR-F	1 WNUS-F >	1 WNUS-F >	1 WNUS-F	1 WRVB-F	1 WNUS-F >>
2 WNUS-F	2 WHBR-F	2 WXIL-F	2 WDMX-F <	2 WXIL-F >	2 WDMX-F	2 WXIL-F	2 WXIL-F	2 WRVB-F	2 WNUS-F	2 WRVB-F <
3 WRVB-F	3 WRVB-F	3 WHBR-F	3 WXIL-F	3 WXKX-F	3 WXIL-F	2 WHBR-F	3 WDMX-F <	3 WXIL-F	3 WHBR-F	3 WHBR-F
4 WXIL-F >>	4 WXIL-F >	4 WRVB-F	4 WXKX-F	3 WRVB-F	3 WRZZ-F	4 WXKX-F	4 WXKX-F	4 WHBR-F	4 WXIL-F >	4 WXIL-F >
		4 WDMX-F	5 WADC >	5 WDMX-F >	3 WNUS-F	4 WRVB-F	4 WRVB-F <	5 WXKX-F		5 WXKX-F
			6 WHBR-F			6 WDMX-F >	6 WHBR-F			

Other Rated Stations				Metro Share	Cume Rating	TSA AQH	Cume
WKYG	KIDS	1230	Parkersburg	0.6	3.5	1	55
WLTP	T/SPRTS	1450	Parkersburg	1.2	4.8	2	61
WMOA	AC	1490	Marietta	1.8	4.2	3	53
WYLI	SPRTS	910	Marietta	1.2	3.3	2	60

AM Stations

WADC	1050	5 kw/0.144 kw	Standards	CBS, Westwd	Regional	Burbach
------	------	---------------	-----------	-------------	----------	---------

FM Stations

WDMX	100.1	1.65 kw @ 438	Oldies	ABC	Regional	Clr Chnl, pend.	Vienna, WV
WHBR	103.1	2.2 kw @ 556	AOR	ABC	Mc-Guild	Burbach	
WNUS	107.1	4.7 kw @ 351	Country		Regional	Clr Chnl, pend.	Belpre, OH
WRVB	102.1	11 kw @ 492	CHR	Westwd	Regional	Clr Chnl, pend.	Marietta
WRZZ	106.1	3 kw @ 469	Classic AOR	ABC	Eastman	Clr Chnl, pend.	Elizabeth, WV
WXIL	95.1	50 kw @ 500	CHR/AC		Katz	Burbach	
WXKX	99.1	11.4 kw @ 485	Country	Westwd, ABC	---	Burbach	

Notes:

POUGHKEEPSIE, NY

Arbitron Rank 157 **Pop (12+)** 225,900 **Stations** 24 / 14 **% Below Line:** 19.5
Market TSL in Hours 20.25 **Diaries:** 429/527:1/52.7% **% Not Listed:** 23.1
Average Persons Rating: 15.1 **Sample Target:** 440 **Total Retail Sales:** \$2.27 Bil.

12+ Metro	Format	Fall 99 1/4 Share	Spg 99	Fall 98	Spg 98	Fall 97	12+ Metro Cume / Rtg	Spg 99	Fall 98	12+ TSA AQH / Cume	
1	WSPK-F	CHR	46 / 13.5	10.9	8.8	9.5	686 / 30.4	30.5	27.0	133 / 1982	WSPK-F
2	WPDH-F	CL AOR	34 / 9.9	9.5	6.5	8.4	439 / 19.4	23.5	19.4	97 / 1542	WPDH-F
3	WHUD-F	AC	22 / 6.4	3.0	2.9	5.3	300 / 13.3	11.2	10.2	72 / 903	WHUD-F
4	WRWD-F	C	18 / 5.3	5.0	5.3	8.7	292 / 12.9	13.0	13.1	55 / 879	WRWD-F
5	WCZX-F	O	17 / 5.0	6.8	4.7	4.5	322 / 14.3	16.1	16.2	52 / 783	WCZX-F
5	WBWZ-F	AC	17 / 5.0	6.5	7.7	3.9	342 / 15.2	17.2	19.5	30 / 609	WBWZ-F
7	WRNQ-F	SAC	16 / 4.7	5.3	4.7	4.2	272 / 12.1	12.8	14.4	29 / 500	WRNQ-F
8	WRRB-F	AOR-NR	14 / 4.1	4.1	1.8	1.7	273 / 12.1	14.9	9.8	23 / 459	WRRB-F
9	WABC	T	13 / 3.8	4.1	2.4	2.8	130 / 5.8	10.2	7.8	40 / 514	WABC
10	WBNR	ST	10 / 2.9				100 / 4.4			21 / 200	WBNR
11	WRRV-F	AOR-NR	9 / 2.6	2.7	3.2	3.6	209 / 9.2	7.9	9.2	46 / 823	WRRV-F

12+ FM Share (Metro): 84.79% (223 of 263) (Fall 98: 76.47%)

18-34	18-49	25-54	35+	Wom 25-54	Men 25-54	12+ AMD	12+ Mid	12+ PMD	12+ Eve	12+ Wknd
1 WSPK-F	1 WSPK-F	1 WPDH-F	1 WPDH-F	1 WSPK-F >	1 WPDH-F >>	1 WSPK-F <	1 WPDH-F	1 WSPK-F >	1 WSPK-F >>	1 WSPK-F >
2 WPDH-F >	2 WPDH-F >>	2 WSPK-F >	1 WSPK-F <	2 WBWZ-F	2 WSPK-F >	2 WPDH-F >>	2 WSPK-F >	2 WPDH-F <	2 WHUD-F	2 WPDH-F >
3 WRRB-F	3 WBWZ-F	3 WBWZ-F	3 WCZX-F <	3 WRNQ-F	3 WCZX-F	3 WBWZ-F	3 WHUD-F	3 WHUD-F	3 WRRB-F	3 WRWD-F <
4 WRNQ-F	3 WHUD-F <	4 WRWD-F	4 WRWD-F	4 WPDH-F	4 WRWD-F	4 WHUD-F <	3 WABC <	3 WABC	4 WBPM-F	4 WHUD-F <
4 WHUD-F >	5 WRNQ-F	4 WHUD-F <	4 WHUD-F	5 WHUD-F	4 WRRV-F	5 WRNQ-F <	5 WRNQ-F <	5 WRWD-F	4 WRWD-F	5 WCZX-F
	6 WRWD-F	6 WCZX-F	6 WABC	6 WCZX-F	4 WHUD-F	6 WCZX-F	6 WBWZ-F	6 WBWZ-F <	6 WPDH-F >	6 WRRB-F <
	6 WRRB-F	6 WRNQ-F >	7 WBWZ-F	6 WRWD-F >	7 WABC	6 WRWD-F >	7 WCZX-F <	7 WRRB-F	7 WBNR <	7 WBNR <
			7 WBNR				8 WRWD-F <	7 WRNQ-F <		8 WRNQ-F

Other Rated Stations				Metro Share	Cume Rating	TSA AQH Cume	Other Rated Stations--Outside Market				Metro Share	Cume Rating	TSA AQH Cume		
WBPM-F	CHR	94.3	Kingston	2.0	7.6	10	291	WAXB-F	O	105.5	Patterson	1.2	5.7	4	136
WCTJ-F	AC/CHR	96.1	Poughkeepsie	1.2	3.2	9	167	WCBS	N	880	New York	0.9	5.6	14	450
WDST-F	AOR-NR	100.1	Woodstock	1.2	3.4	9	171	WFAN	SPRTS	660	New York	1.5	8.2	46	665
WEOK	ST	1390	Poughkeepsie	0.9	4.0	4	113	WGNV-F	AC	103.1	Newburgh	0.6	2.8	25	463
WKIP	T	1450	Poughkeepsie	1.8	3.9	6	87	WRKI-F	AOR	95.1	Brookfield, CT	1.5	3.6	8	139
								WRKS-F	B/AC	98.7	New York	0.6	2.7	10	184
								WXRK-F	T/NR	92.3	New York	0.6	2.6	14	286

AM Stations

WBNR	1260	1 kw/0.4 kw (DA-2)	Standards	Albany	Beacon
------	------	--------------------	-----------	--------	--------

FM Stations

WBWZ	93.3	0.35 kw @ 948	AC	--	Mike Schwartz	New Paltz	
WCZX	97.7	0.3 kw @ 1030	Oldies		Katz	Crystal	Hyde Park
WPDH	101.5	4.4 kw @ 1540	Classic AOR	ABC	Katz	Crystal	
WRNQ	92.1	2.15 kw @ 384	Soft AC	Westwd	Allied	Straus	
WRRB	96.9	0.5 kw @ 764	New Rock	ABC	Katz	Crystal	Arlington
WRWD	107.3	0.33 kw @ 968	Country		--	Mike Schwartz	Highland
WSPK	104.7	7.4 kw @ 1250	CHR	ABC	Katz	Albany	

Notes: Other ranked stations -- See Newburgh-Middletown or, in the Fall 1999 American Radio, New York . . . 7/99 WTND-F (96.1) changed from Country to Hot AC (AC/CHR) as WCTJ-F . . . 10/99 WWLE (1170; Comwall) sold for \$100,000 . . . 11/99 WGHQ (920; Kingston) changed from Standards to Talk

RAPID CITY, SD

Arbitron Rank 258 Pop (12+) 87,300
 Market TSL In Hours 19.50
 Average Persons Rating: 14.7

Stations 16 / 14
 Diarles: 303/288:1/65.2%
 Sample Target: 290

% Below Line: 2.3
 % Not Listed: 10.9
 Total Retail Sales: \$1.54 Bil.

12+ Metro	Format	Fall 99 1/4 Share	Spg 99	Fall 98	Spg 98	Fall 97	12+ Metro Cume / Rtg	Spg 99	Fall 98	12+ TSA AQH / Cume	
1 KRCS-F	CHR	19 / 14.9	10.1	8.9	12.1	8.0	280 / 32.1	25.7	23.6	27 / 449	KRCS-F
2 KKMK-F	AC	15 / 11.7	8.0	8.9	10.5	10.4	157 / 18.0	17.5	24.5	16 / 196	KKMK-F
2 KFXS-F	CL AOR	15 / 11.7	15.2	8.9	10.5	9.6	169 / 19.3	25.1	20.5	16 / 196	KFXS-F
4 KOUT-F	C	14 / 10.9	10.9	10.4	10.5	12.8	186 / 21.3	19.9	23.2	17 / 228	KOUT-F
5 KSQY-F	AOR	9 / 7.0	8.0	4.4	5.3	7.2	124 / 14.2	15.1	16.6	22 / 280	KSQY-F
6 KOTA	N/T	8 / 6.3	9.4	11.1	11.3	6.4	169 / 19.4	21.9	22.7	10 / 207	KOTA
7 KIQK-F	C	7 / 5.5	6.5	7.4	10.5	7.2	113 / 13.0	13.9	20.8	8 / 158	KIQK-F
8 KIMM	C/O	6 / 4.7	2.2	4.4	2.3	1.6	69 / 7.9	5.7	10.2	7 / 85	KIMM

12+ FM Share (Metro): 78.07% (89 of 114) (Fall 98: 66.40%)

18-34	18-49	25-54	35+	Wom 25-54	Men 25-54	12+ AMD	12+ Mid	12+ PMD	12+ Eve	12+ Wknd
1 KRCS-F >>	1 KRCS-F	1 KOUT-F <	1 KKMK-F >	1 KRCS-F >	1 KFXS-F	1 KRCS-F <	1 KFXS-F	1 KRCS-F	1 KRCS-F >>>	1 KRCS-F
2 KFXS-F	2 KFXS-F	2 KFXS-F	2 KOUT-F	2 KOUT-F	1 KSQY-F	2 KOUT-F <	2 KOUT-F <	2 KKMK-F	2 KKMK-F	2 KKMK-F
2 KOUT-F >	3 KOUT-F	3 KRCS-F	3 KFXS-F	3 KKMK-F	1 KOUT-F	3 KFXS-F <	3 KRCS-F <	2 KFXS-F	3 KOTA	3 KOUT-F
4 KSQY-F	4 KSQY-F	4 KSQY-F	3 KOTA	3 KFXS-F >>	4 KDDX-F >	4 KKMK-F >	4 KKMK-F	4 KOUT-F <	4 KSQY-F	4 KIQK-F >
	5 KKMK-F	5 KKMK-F	5 KIQK-F	5 KIMM	5 KKMK-F >	5 KIQK-F	5 KOTA	5 KSQY-F >	4 KFXS-F	5 KIMM
	6 KDDX-F	6 KDDX-F	7 KRCS-F			5 KOTA	6 KSQY-F >	6 KDDX-F	6 KDDX-F >	5 KOTA
										5 KSQY-F

Other Rated Stations				Metro Share	Cume Rating	TSA AQH Cume	Other Rated Stations--Outside Market				Metro Share	Cume Rating	TSA AQH Cume		
KBHB	C/O	810	Sturgis	3.1	4.3	13	109	KAWK-F	O	105.1	Custer	1.6	4.6	5	81
KDDX-F	AOR	101.1	Spearfish	3.9	5.4	11	142	KZZI-F	C	95.9	Belle Fourche	0.8	4.8	18	172
KKLS	O	920	Rapid City	3.9	10.4	7	139								
KLMP-F	REL-CC	97.9	Rapid City	0.8	5.7	2	56								
KSLT-F	REL-CC	107.3	Spearfish	0.8	3.9	2	70								
KTOQ	ST	1340	Rapid City	1.6	7.2	2	68								

AM Stations

KIMM	1150	5 kw/0.5 kw (OA-N)	Classic Country	ABC, WW1, ESPN	Mc-Guild	
KKLS	920	5 kw/0.111 kw (DA-2)	Oldies	Westwd	Mc-Guild	Rapid City
KOTA	1380	5 kw (OA-N)	News/Talk	CBS, Westwd	Katz	Duhamel

FM Stations

KDDX	101.1	85 kw @ 1817	AOR		Katz	Duhamel	Spearfish
KFXS	100.3	100 kw @ 450	Classic AOR	ABC	Mc-Guild	Triad	
KIQK	104.1	100 kw @ 538	Country		Bcst. Reps	KTOQ	
KKMK	93.9	100 kw @ 756	AC	CNN	Mc-Guild	Triad	
KOUT	98.7	100 kw @ 446	Country		Mc-Guild	Triad	
KRCS	93.1	100 kw @ 1060	CHR		Mc-Guild	Triad	Sturgis
KSQY	95.1	100 kw @ 1707	AOR	Westwd	Roslin		Deadwood

Notes: KZZI-F is LMA'd to Duhamel (KOTA/KDDX-F)

READING, PA

Arbitron Rank 131	Pop (12+) 303,200	Stations 28 / 4	% Below Line: 54.8
Market TSL in Hours 21.00		Diaries: 423/717:1/56.4%	% Not Listed: 13.1
Average Persons Rating: 15.7		Sample Target: 440	Total Retail Sales: \$3.86 Bil.

12+ Metro	Format	Fall 99 1/4 Share	Spq 99	Fall 98	Spq 98	Fall 97	12+ Metro Cume / Rtg	Spq 99	Fall 98	12+ TSA AQH / Cume	
1	WRFY-F	CHR	70 / 14.7	15.0	12.7	12.9	1083 / 35.7	33.7	31.9	70 / 1083	WRFY-F
2	WEEU	FS	55 / 11.6	7.0	8.9	9.2	666 / 21.9	16.2	19.4	55 / 666	WEEU
3	WIOV-F	C	31 / 6.5	8.2	5.5	5.2	382 / 12.6	16.4	13.5	31 / 382	WIOV-F
4	WYSP-F	T/CL AOR	29 / 6.1	5.5	7.2	6.3	377 / 12.4	15.7	13.6	29 / 377	WYSP-F
5	WOGL-F	O	24 / 5.0	3.9	4.9	4.2	404 / 13.3	10.9	13.0	24 / 404	WOGL-F
6	WRWV-F	ST	17 / 3.6	3.7	4.5	4.4	189 / 6.2	9.4	8.9	17 / 189	WRWV-F
7	WXTU-F	C	14 / 2.9	1.8	1.9	3.6	120 / 4.0	3.9	4.8	14 / 120	WXTU-F
7	WMMR-F	AOR	14 / 2.9	1.6	1.9	2.5	246 / 8.1	7.7	7.4	14 / 246	WMMR-F
7	WMGK-F	CL HITS	14 / 2.9	2.7	1.9	2.5	270 / 8.9	8.0	8.2	14 / 270	WMGK-F
7	WBEB-F	AC	14 / 2.9	2.7	2.8	1.0	308 / 10.1	7.1	7.4	14 / 308	WBEB-F
11	WRVV-F	AC-AOR	12 / 2.5	3.9	3.6	2.3	206 / 6.8	11.4	10.4	12 / 206	WRVV-F
11	WLEV-F	AC	12 / 2.5	3.5	3.6	4.6	228 / 7.5	7.7	7.4	12 / 228	WLEV-F
13	WRKZ-F	C	11 / 2.3		0.6	0.8	138 / 4.6		2.9	11 / 138	WRKZ-F

12+ FM Share (Metro): 78.69% (325 of 413) (Fall 98: 78.11%)

18-34	18-49	25-54	35+	Wom 25-54	Men 25-54	12+ AMD	12+ Mid	12+ PMD	12+ Eve	12+ Wknd
1 WRFY-F >	1 WRFY-F >>	1 WRFY-F >>	1 WEEU	1 WRFY-F >>>	1 WRFY-F >	1 WEEU <	1 WRFY-F <	1 WRFY-F >>	1 WRFY-F >>	1 WRFY-F
2 WYSP-F >>	2 WYSP-F >	2 WYSP-F	2 WRFY-F >	2 WIOV-F	2 WYSP-F >	2 WRFY-F >	2 WEEU >	2 WEEU	2 WIOV-F	2 WEEU
3 WMMR-F	3 WIOV-F	3 WEEU <	3 WIOV-F	3 WOGL-F	3 WEEU >	3 WYSP-F >	3 WIOV-F >	3 WIOV-F	2 WYSP-F <	3 WOGL-F
4 WMGK-F	4 WMGK-F <	4 WIOV-F	4 WOGL-F	4 WRVV-F	4 WMGK-F	4 WIOV-F	4 WYSP-F	4 WOGL-F	4 WRVV-F <	4 WIOV-F
4 WIOQ-F	5 WMMR-F	5 WOGL-F <	5 WRWV-F	4 WBEB-F	5 WMMR-F	5 WOGL-F	5 WOGL-F	5 WMGK-F <	5 WMGK-F <	5 WYSP-F <
	5 WEEU <	6 WMGK-F	6 WBEB-F <	4 WLEV-F	5 WIOV-F >	5 WRWV-F	5 WXTU-F	6 WYSP-F <	6 WODE-F	6 WRWV-F
	7 WRVV-F	7 WRVV-F	7 WXTU-F <			7 WBEB-F	7 WMMR-F <	7 WBEB-F <	7 WMMR-F	7 WRVV-F
	8 WOGL-F	7 WLEV-F	8 WYSP-F				8 WRWV-F	8 WMMR-F	7 WEEU	
	8 WLEV-F <	7 WMMR-F					8 WRWV-F	8 WRWV-F	9 KYW	

Other Rated Stations				Metro Share	Cume Rating	TSA AQH Cume	Other Rated Stations--Outside Market				Metro Share	Cume Rating	TSA AQH Cume		
WBYN-F	REL	107.5	Boyerstown	1.9	3.5	9	107	KYW	N	1060	Philadelphia	1.7	7.2	8	217
								WAEB-F	CHR	104.1	Allentown	0.8	4.4	4	134
								WCTO-F	C	96.1	Easton	1.1	2.9	5	89
								WEJM-F	B/O	95.7	Philadelphia	1.7	3.2	8	96
								WIOQ-F	CHR	102.1	Philadelphia	1.7	8.3	8	253
								WIP	SPRTS	610	Philadelphia	1.7	5.0	8	150
								WJJZ-F	J	106.1	Philadelphia	1.7	5.4	8	163
								WLAN-F	CHR	96.9	Lancaster	1.5	8.0	7	241
								WLCE-F	CL HITS	104.5	Philadelphia	0.8	5.1	4	154
								WODE-F	O	99.9	Easton	1.7	4.8	8	146
								WPLY-F	CHR-NR	100.3	Media, PA	0.8	3.5	4	106
								WQXA-F	AOR-NR	105.7	York	0.8	2.5	4	74
								WUSL-F	B	98.9	Philadelphia	0.8	6.2	4	189
								WWDB-F	T	96.5	Philadelphia	1.5	4.9	7	147

AM Stations

WEEU	830	5 kw/6 kw (DA-2)	Full Service	ABC, CBS, Westwd	Mc-Guild
WRWV-F	1340	1 kw	Standards	Westwd	Katz Clear Channel

FM Stations

WBYN	107.5	39.9 kw @ 611	Religion		--	WDAC, Inc.	Boyerstown
WIOV	105.1	25 kw @ 695	Country	ABC, Westwd	Mc-Guild	Brill	Ephrata
WRFY	102.5	19 kw @ 807	CHR		Clr Chnl	Chase, pend.	

Notes: Other ranked stations -- See Allentown-Bethlehem, Harrisburg or Philadelphia in the Fall 1999 American Radio . . . 10/99 WEEU changed facilities from 1 kw, DA-N, on 850 to 5 kw days/6 kw nights, DA-2, on 830 . . . 3/00 In a divestiture resulting from the AMFM/Clear Channel merger, WRFY-F was sold to Chase Radio Partners as part of a multi-market transaction (price NA)

REDDING, CA

Arbitron Rank 215 Pop (12+) 137,600
 Market TSL In Hours 19.75
 Average Persons Rating: 14.3

Stations 12 / 10
 Diaries: 336/410:1/51.5%
 Sample Target: 350

% Below Line: 4.6
 % Not Listed: 23.4
 Total Retail Sales: \$1.61 Bil.

12+ Metro	Format	Fall 99 1/4 Share	Spg 99	Fall 98	Spg 98	Fall 97	12+ Metro Cume / Rtg	Spg 99	Fall 98	12+ TSA AQH / Cume	
1 KNCQ-F	C	27 / 13.7	7.1	10.4	10.7	11.3	273 / 19.8	18.4	20.4	36 / 443	KNCQ-F
2 KQMS	FS/T	25 / 12.7	11.1	13.9	12.2	9.3	253 / 18.4	22.2	26.1	26 / 294	KQMS
3 KSHA-F	SAC	18 / 9.2	9.8	6.4	5.4	5.4	260 / 18.9	19.7	13.0	19 / 299	KSHA-F
4 KEWB-F	CHR/U	17 / 8.6	4.5	5.9	8.3	7.9	276 / 20.1	12.9	12.9	28 / 383	KEWB-F
5 KNNN-F	AC/CHR	14 / 7.1	14.2	12.4	11.2	10.3	318 / 23.1	29.9	29.5	18 / 383	KNNN-F
6 KRDG-F	O	12 / 6.1	6.7	6.9	5.4	5.9	194 / 14.1	18.9	15.3	17 / 278	KRDG-F
7 KRRX-F	AOR	11 / 5.6	6.7	4.0	5.9	10.3	172 / 12.5	13.1	14.1	13 / 199	KRRX-F
7 KLXR	ST	11 / 5.6	4.9	6.9	10.3	4.9	124 / 9.0	8.2	8.7	11 / 128	KLXR

12+ FM Share (Metro): 76.16% (115 of 151) (Fall 98: 72.73%)

18-34	18-49	25-54	35+	Wom 25-54	Men 25-54	12+ AMD	12+ Mid	12+ PMD	12+ Eve	12+ Wknd
1 KNCQ-F	1 KNCQ-F >	1 KNCQ-F >	1 KQMS >	1 KNCQ-F	1 KNCQ-F	1 KQMS <	1 KNCQ-F	1 KNCQ-F <	1 KEWB-F <	1 KNCQ-F
2 KEWB-F	2 KEWB-F <	2 KQMS	2 KNCQ-F <	2 KSHA-F >	2 KQMS >	2 KNCQ-F >>	2 KQMS >	2 KSHA-F	2 KSHA-F	1 KEWB-F
3 KNNN-F	3 KSHA-F	3 KSHA-F	3 KSHA-F	3 KQMS	3 KRRX-F	3 KNNN-F	3 KSHA-F	3 KQMS	2 KQMS >	3 KRDG-F
4 KRRX-F	3 KRRX-F	4 KRRX-F	4 KLXR	3 KNNN-F	4 KRDG-F >	4 KSHA-F	4 KLXR	3 KEWB-F	4 KRQR-F	3 KQMS
5 KSHA-F	3 KNNN-F	4 KRDG-F	5 KRDG-F >>	3 KEWB-F	5 KNNN-F	4 KRRX-F <	4 KEWB-F	5 KRRX-F	4 KNNN-F	5 KNNN-F
	6 KQMS >	6 KNNN-F	6 KRRX-F	6 KRDG-F	5 KEWB-F	6 KEWB-F <	6 KRDG-F	6 KNNN-F	6 KNCQ-F	6 KSHA-F >
		6 KEWB-F >>		7 KRRX-F >	5 KEGR-F >>	7 KLXR	7 KNNN-F	7 KLXR <	7 KRRX-F	7 KLXR >
									7 KRDG-F >>	

Other Rated Stations				Metro Share	Cume Rating	TSA AQH Cume	Other Rated Stations--Outside Market				Metro Share	Cume Rating	TSA AQH Cume
KEGR-F	CL AOR	102.7	Red Bluff	1.5	7.5	3 122	KALF-F	C	95.7	Red Bluff	1.0	4.8	10 194
KISK-F	AC	107.1	Shasta Lake City	2.0	9.3	4 143	KRQR-F	AOR-P	106.7	Orland	3.6	8.5	8 153

AM Stations

KLXR	1230	1 kw	Standards	Westwd, CNN
KQMS	1400	1 kw	Full Service/Talk	ABC Christal Regent

FM Stations

KEWB	94.7	4.2 kw @ 1565	Dance CHR	Katz	McCarthy	Anderson
KNCQ	97.3	28 kw @ 3569	Country	Katz	McCarthy	
KNNN	99.3	5.28 kw @ 328	Hot AC	Jones	Katz	Regent Central Valley
KRDG	105.3	9.9 kw @ 1056	Oldies	Jones	Eastman	Regent Shingletown
KRRX	106.1	100 kw @ 1968	AOR	Christal	Regent	Burney
KSHA	104.3	100 kw @ 1560	Soft AC	Christal	Regent	

Notes: 8/99 KEWB-F changed from Country to Dance CHR (CHR/U) . . . 10/99 KLXR sold for \$125,000

ROCHESTER, MN

Arbitron Rank 229	Pop (12+) 124,900	Stations 23 / 9	% Below Line: 21.4
Market TSL In Hours 19.00		Diaries: 530/236:1/61.6%	% Not Listed: 16.3
Average Persons Rating: 14.3		Sample Target: 510	Total Retail Sales: \$1.71 Bil.

12+ Metro	Format	Fall 99 1/4 Share	Spg 99	Fall 98	Spg 98	Fall 97	12+ Metro Cume / Rtg	Spg 99	Fall 98	12+ TSA AQH / Cume	
1	KROC-F	CHR	23 / 12.9				434 / 34.7			56 / 1032	KROC-F
2	KNXR-F	ST	18 / 10.1				149 / 11.9			41 / 394	KNXR-F
3	KRCH-F	AOR	16 / 9.0				271 / 21.7			26 / 455	KRCH-F
4	KWWK-F	C	15 / 8.4				228 / 18.2			18 / 289	KWWK-F
5	KROC	FS/T	13 / 7.3				223 / 17.9			14 / 244	KROC
5	KMFX-F	C	13 / 7.3				216 / 17.3			19 / 355	KMFX-F
7	KYBA-F	SAC	10 / 5.6				161 / 12.9			13 / 234	KYBA-F
8	KVGO-F	O	6 / 3.4				112 / 9.0			9 / 193	KVGO-F
9	WCCO	FS	5 / 2.8				123 / 9.8			19 / 291	WCCO
9	KLCX-F	CL AOR	5 / 2.8				119 / 9.5			9 / 226	KLCX-F

12+ FM Share (Metro): 85.62% (125 of 146) (Fall 97: NA)

18-34	18-49	25-54	35+	Wom 25-54	Men 25-54	12+ AMD	12+ Mid	12+ PMD	12+ Eve	12+ Wknd
1 KROC-F	1 KROC-F	1 KRCH-F	1 KNXR-F	1 KROC-F	1 KRCH-F >	1 KROC-F	1 KNXR-F <	1 KROC-F	1 KROC-F >	1 KROC-F
2 KRCH-F >	2 KRCH-F	1 KROC-F	2 KROC	2 KWWK-F	2 KROC-F	2 KROC <	2 KROC-F	2 KRCH-F	2 KNXR-F	2 KNXR-F <
3 KMFX-F >	3 KMFX-F	3 KMFX-F	2 KWWK-F >	2 KYBA-F	3 KMFX-F	3 KNXR-F	3 KRCH-F <	3 KNXR-F <	2 KRCH-F	3 KWWK-F
4 KLCX-F	4 KWWK-F	4 KWWK-F	4 KRCH-F	2 KMFX-F >>>	4 KLCX-F	4 KWWK-F <	4 KWWK-F <	4 KWWK-F <	4 KROC	4 KRCH-F <
4 KWWK-F >	5 KYBA-F >	4 KYBA-F >	4 KROC-F	5 KNXR-F	4 KROC	5 KRCH-F <	5 KYBA-F <	5 KMFX-F >	5 KWWK-F	5 KROC
	6 KLCX-F	6 KROC	4 KYBA-F	5 KRCH-F	4 KVGO-F	6 KMFX-F	6 KMFX-F <	6 KYBA-F	6 KMFX-F	6 KMFX-F
	6 KROC	6 KVGO-F	7 KMFX-F	5 KROC	4 KWWK-F	7 KYBA-F >	7 KROC >	7 KROC	7 KYBA-F >	7 WCCO
	6 KVGO-F	8 KLCX-F	8 WCCO	5 KVGO-F >	4 KORS-F					8 KVGO-F
		8 KNXR-F	8 KVGO-F >		4 KYBA-F >					

Other Rated Stations				Metro Share	Cume Rating	TSA AQH Cume	Other Rated Stations--Outside Market				Metro Share	Cume Rating	TSA AQH Cume		
KOLM	O	1520	Rochester	0.6	2.8	2	63	KAUS-F	C	99.9	Austin, MN	1.7	3.4	23	345
KWEB	SPRTS	1270	Rochester	1.1	6.1	2	102	KDHL	C/FARM	92.0	Faribault, MN	1.7	4.2	6	112
								KDWB-F	CHR	101.3	Richfield, MN	1.1	5.5	6	181
								KQRS-F	CL AOR	92.5	Golden Valley, MN	1.7	3.7	15	197
								KQYB-F	C	98.3	Spring Grove, MN	1.7	2.0	28	213
								KSTP-F	AC	94.5	St. Paul	0.6	2.0	4	149
								KXXR-F	AOR	93.7	Minneapolis	1.1	3.6	7	105
								WIZM-F	CHR	93.3	La Crosse, WI	0.6	3.2	9	261
								WLOL-F	CL HITS	100.3	Minneapolis	0.6	2.9	6	120
								WLTE-F	SAC	102.9	Minneapolis	1.1	2.8	3	72
								WXPT-F	AC-NR	104.1	St. Louis Park, MN	0.6	2.5	1	65

AM Stations

KROC	1340	1 kw	Full Service/Talk	ABC, Westwd	Allied	So. Minnesota
------	------	------	-------------------	-------------	--------	---------------

FM Stations

KLCX	107.7	1.95 kw @ 571	Classic AOR		Mc-Guild	KOLM/KWWK-F	St. Charles
KMFX	102.5	9.4 kw @ 528	Country		D&R	Cumulus	Lake City
KNXR	97.5	100 kw @ 1040	Standards	CBS	Midwest		
KRCH	101.7	39.1 kw @ 554	AOR		D&R	Cumulus	
KROC	106.9	100 kw @ 1110	CHR	ABC	Allied	So. Minnesota	
KVGO	104.3	10 kw @ 512	Oldies	ABC	--	KFIL-AF	Spring Valley
KWWK	96.5	35.2 kw @ 581	Country	Westwd	Mc-Guild	KOLM/KLCX-F	
KYBA	105.3	50 kw @ 492	Soft AC	ABC	--	So. Minnesota	Stewartville

Notes: This is the market's first Arbitron survey in several years . . . The metro area consists of Dodge, Olmstead and Wabasha, MN . . . Other ranked stations -- See Minneapolis-Saint Paul in the Fall 1999 American Radio

SAINT CLOUD, MN

Arbitron Rank 212 Pop (12+) 139,000
 Market TSL In Hours 22.25
 Average Persons Rating: 17.3

Stations 29 / 15
 Diaries: 557/250:1/61.9%
 Sample Target: 550

% Below Line: 19.6
 % Not Listed: 9.2
 Total Retail Sales: \$2.2 Bil

12+ Metro	Format	Fall 99 1/4 Share	Spg 99	Fall 98	Spg 98	Fall 97	12+ Metro Cume / Rtg	Spg 99	Fall 98	12+ TSA AQH / Cume	
1	WWJO-F	C	26 / 10.9	10.1	9.3	11.0	401 / 28.8	21.2	25.4	52 / 794	WWJO-F
2	KCLD-F	CHR	22 / 9.2	9.7	8.4	10.5	411 / 29.6	28.1	31.8	56 / 1005	KCLD-F
3	KZPK-F	C	21 / 8.8	6.6	9.8	8.0	271 / 19.5	17.1	21.2	28 / 414	KZPK-F
4	KLZZ-F	AOR	20 / 8.4	4.9	6.2	5.1	234 / 16.8	13.0	14.1	23 / 264	KLZZ-F
5	WHMH-F	AOR	17 / 7.1	6.2	4.4	8.0	243 / 17.5	14.1	14.2	21 / 344	WHMH-F
6	WJON	FS/T	16 / 6.7	6.2	6.7	5.1	224 / 16.1	15.8	15.8	16 / 224	WJON
7	KASM	C	15 / 6.3	7.5	6.2	5.9	123 / 8.9	8.5	8.9	22 / 214	KASM
8	WCCO	FS	13 / 5.4	3.5	5.3	4.6	195 / 14.0	12.6	14.0	49 / 921	WCCO
9	KQRS-F	CL AOR	11 / 4.6	4.0	4.0	5.1	218 / 15.7	12.9	14.9	32 / 546	KQRS-F
10	KKJM-F	REL-CC	7 / 2.9	1.8	1.8	1.7	65 / 4.7	4.6	5.9	11 / 118	KKJM-F
10	KCML-F	SAC	7 / 2.9	2.6	4.0		90 / 6.4	6.3	8.9	7 / 90	KCML-F

12+ FM Share (Metro): 74.65% (162 of 217) (Fall 98: 77.12%)

18-34	18-49	25-54	35+	Wom 25-54	Men 25-54	12+ AMD	12+ Mid	12+ PMD	12+ Eve	12+ Wknd
1 WHMH-F <	1 KLZZ-F	1 KLZZ-F	1 WWJO-F	1 WWJO-F	1 KLZZ-F >	1 WJON	1 KLZZ-F	1 WWJO-F	1 KCLD-F >	1 WWJO-F <
2 KCLO-F <	2 WWJO-F	1 WWJO-F	2 KASM <	2 KZPK-F	2 WHMH-F	2 WWJO-F	2 WWJO-F <	2 KCLD-F <	2 WWJO-F	2 WCCO
3 KZPK-F	2 KCLD-F	3 KZPK-F <	3 WJON	3 KCLD-F >	3 WWJO-F	2 KORS-F	3 KZPK-F <	3 KZPK-F <	2 KZPK-F	3 KCLD-F
4 KLZZ-F >	2 KZPK-F <	4 WHMH-F	4 WCCO <	4 KCML-F	4 KQRS-F >	4 KLZZ-F	4 KCLD-F	4 WHMH-F	2 WHMH-F >	3 KZPK-F <
5 KQRS-F >	5 WHMH-F >	5 KCLD-F	5 KLZZ-F	5 KLZZ-F >	5 WJON	5 KZPK-F	5 WHMH-F	5 KLZZ-F >	5 KLZZ-F	5 KASM >
	6 KQRS-F >	5 KQRS-F >	6 KZPK-F >	7 KCLD-F	5 KZPK-F	6 KCLD-F <	6 WJON >	6 WJON	6 KKJM-F	6 KLZZ-F
		7 WJON	7 KCLD-F	7 WVAL >	7 KKJM-F	7 WCCO <	7 KCML-F	6 KASM <	7 WCCO	6 WHMH-F
					7 KCLD-F >	8 WHMH-F <	8 KASM	8 WCCO		6 WJON

Other Rated Stations				Metro Share	Cume Rating	TSA AQH	Cume	Other Rated Stations--Outside Market				Metro Share	Cume Rating	TSA AQH	Cume
KDDG-F	AC/CHR	105.5	Albany	0.8	3.7	4	90	KDWB-F	CHR	101.3	Richfield, MN	0.8	6.1	8	250
KKSR-F	AC	96.7	Sartell	1.3	6.6	4	110	KEEY-F	C	102.1	Minneapolis	1.3	3.4	11	189
KMXK-F	O	94.9	Cold Spring	1.3	7.3	11	224	KIKV-F	C	100.7	Alexandria, MN	0.4	5.0	30	448
KNSI	T/SPRTS	1450	Saint Cloud	1.3	4.3	3	60	KLCI-F	C	106.1	Princeton, MN	0.4	3.2	7	114
KXSS	ST	1390	Waite Park	0.8	4.0	2	56	KQIC-F	CHR	102.5	Willmar, MN	0.4	2.7	13	344
WVAL	C/O	800	Sauk Rapids	2.5	6.5	13	146	KQQL-F	O	107.9	Anoka, MN	1.7	11.6	13	322
								KSTP-F	AC	94.5	Saint Paul	1.7	8.4	18	308
								KTGZ-F	AOR-P	97.1	Minneapolis	0.4	2.2	5	117
								KOXR-F	AOR	93.7	Minneapolis	0.8	7.2	7	268
								WLOL-F	CL HITS	100.3	Minneapolis	0.8	4.9	10	217
								WLTE-F	SAC	102.9	Minneapolis	0.4	2.5	7	128
								WXPT-F	AC-NR	104.1	St. Louis Park, MN	0.4	2.5	3	145

AM Stations

KASM	1150	2.1 kw (Days)	Country/Polka	--	StarCom	Albany
WJON	1240	1 kw	Full Service/Talk	ABC, ESPN, CBS	--	Regent

FM Stations

KCLD	104.7	100 kw @ 1000	CHR	O'Malley	Leighton	
KCML	99.9	2.9 kw @ 476	Soft AC	O'Malley	Leighton	St. Joseph
KKJM	92.9	25 kw @ 328	Contemp. Christian	SRN	--	St. Cld. Diocese
KLZZ	103.7	6 kw @ 328	AOR	--	StarCom	Waite Park
KZPK	98.9	47.3 kw @ 499	Country	Westwd	O'Malley	Leighton
WHMH	101.7	38 kw @ 422	AOR	Midwest	WBHR/WVAL	Sauk Rapids
WWJO	98.1	100 kw @ 1000	Country	ABC	--	Regent

Notes: Other ranked stations -- See Minneapolis-Saint Paul in the Fall 1999 American Radio . . . 1/00 KKJM-F donated by Andy Hilger to the Diocese of St. Cloud; estimated value: \$2,700,000 . . . 3/00 KMXK-F changed from Oldies to Hot AC (AC/CHR)

SAN ANGELO, TX

Arbitron Rank 259 Pop (12+) 87,100	Stations 13 / 12	% Below Line: 0.7
Market TSL In Hours 21.50	Diaries: 420/207:1/51.0%	% Not Listed: 15.6
Average Persons Rating: 15.5	Sample Target: 410	Total Retail Sales: \$0.94 Bil.

12+ Metro	Format	Fall 99 1/4 Share	Spg 99	Fall 98	Spg 98	Fall 97	12+ Metro Cume / Rtg	Spg 99	Fall 98	12+ TSA AQH / Cume	
1 KIXY-F	CHR	25 / 18.5	20.1	15.9	15.4	18.4	315 / 36.2	36.0	34.8	31 / 389	KIXY-F
2 KGKL-F	C	21 / 15.5	13.6	17.5	19.4	15.1	221 / 25.3	25.7	29.0	24 / 280	KGKL-F
3 KYZZ-F	SP-TJ	12 / 8.9	8.0	4.0	6.5	6.7	122 / 14.0	14.8	6.9	12 / 131	KYZZ-F
3 KELI-F	O	12 / 8.9	6.4	6.4	9.7	13.4	146 / 16.8	13.9	17.0	15 / 190	KELI-F
5 KWFR-F	CL HITS	8 / 5.9	8.0	11.2	10.5	10.1	120 / 13.8	18.4	20.4	9 / 144	KWFR-F
5 KKSA	T	8 / 5.9	3.2	5.6	5.7	5.0	107 / 12.3	6.2	10.6	8 / 126	KKSA
7 KMDX-F	AC	6 / 4.4	5.6				109 / 12.5	10.8		7 / 124	KMDX-F
7 KCCN-F	C	6 / 4.4	1.6				86 / 9.8	6.9		14 / 145	KCCN-F
7 KDCD-F	C	6 / 4.4	4.8	8.0	9.7	10.1	128 / 14.7	14.7	16.7	7 / 153	KDCD-F

12+ FM Share (Metro): 88.60% (101 of 114) (Fall 98: 86.49%)

18-34	18-49	25-54	35+	Wom 25-54	Men 25-54	12+ AMD	12+ Mid	12+ PMD	12+ Eve	12+ Wknd
1 KIXY-F >>	1 KIXY-F >	1 KGKL-F <	1 KGKL-F >	1 KIXY-F	1 KGKL-F >	1 KIXY-F <	1 KGKL-F	1 KIXY-F	1 KIXY-F >>	1 KIXY-F
2 KGKL-F	2 KGKL-F	2 KIXY-F	2 KELI-F >	2 KGKL-F >	2 KWFR-F	2 KGKL-F >>	2 KIXY-F >	2 KGKL-F >	2 KYZZ-F >	2 KYZZ-F
3 KYZZ-F	3 KYZZ-F	3 KELI-F >	3 KKSA	3 KELI-F	2 KELI-F	3 KELI-F	3 KKSA	3 KYZZ-F	3 KELI-F	3 KGKL-F
3 KWFR-F	4 KWFR-F	4 KYZZ-F	4 KIXY-F	4 KYZZ-F	4 KKSA	4 KYZZ-F	3 KELI-F >	3 KELI-F >	4 KWFR-F	4 KELI-F >
5 KMDX-F >	5 KELI-F	5 KWFR-F	5 KYZZ-F	4 KMDX-F	4 KIXY-F	4 KWFR-F	5 KYZZ-F	5 KWFR-F	5 KSJT-F	5 KWFR-F
	6 KMDX-F	5 KMOX-F	6 KGKL			6 KMDX-F	5 KWFR-F	6 KDCD-F	5 KMDX-F	6 KMOX-F
			6 KDCD-F			6 KKSA			5 KGKL-F	
						6 KCCN-F				

Other Rated Stations				Metro Share	Cume Rating	TSA AQH Cume	Other Rated Stations--Outside Market				Metro Share	Cume Rating	TSA AQH Cume
KCSE-F	AC	96.5	Sterling City	1.5	5.1	3 64	WOAI	N/T	1200	San Antonio	0.7	2.8	1 28
KGKL	C/O	96.0	San Angelo	3.0	9.8	8 132							
KSJT-F	SP	107.5	San Angelo	2.2	6.3	8 78							

AM Stations

KKSA	1260	1 kw/0.071 kw	Talk	CNN, Westwd	Allied	KIXY-F/KWFR-F
------	------	---------------	------	-------------	--------	---------------

FM Stations

KDCD	92.9	100 kw @ 729	Country	Jones	--	KMDX-F	
KELI	98.7	92.6 kw @ 1290	Oldies	CNN	Katz	KGKL-AF	
KGKL	97.5	100 kw @ 64	Country	ABC	Katz	KGKL/KELI-F	
KIXY	94.7	100 kw @ 357	CHR		Allied	KKSA/KWFR-F	
KCCN	103.1	3 kw @ 300	Country	ABC		KCSE-F	Ballinger
KMDX	105.7	19.9 kw @ 367	AC	Jones	--	KDCD-F	
KWFR	101.9	100 kw @ 807	Classic Hits		Allied	KKSA/KIXY-F	
KYZZ	100.1	6 kw @ 328	Hispanic-Tejano		--		

Notes: 10/99 KELI-F changed from AC to Oldies

SAN LUIS OBISPO, CA

Arbitron Rank 165	Pop (12+) 210,400	Stations 25 / 16	% Below Line: 11.9
Market TSL In Hours 19.25		Diaries: 626/336/1/54.2%	% Not Listed: 18.3
Average Persons Rating: 14.0		Sample Target: 620	Total Retail Sales: \$1.86 Bil.

12+ Metro	Format	Fall 99 1/4 Share	Spg 99	Fall 98	Spg 98	Fall 97	12+ Metro Cume / Rtg	Spg 99	Fall 98	12+ TSA AQH / Cume	
1	KZOZ-F	CL AOR	25 / 8.5	7.6	7.7	9.5	400 / 19.0	17.2	19.2	34 / 557	KZOZ-F
1	KSTT-F	AC	25 / 8.5	5.3	6.4	6.1	351 / 16.7	13.2	17.6	31 / 441	KSTT-F
1	KSLY-F	CHR	25 / 8.6	8.9	9.4	7.4	587 / 28.4	27.9	29.2	40 / 833	KSLY-F
4	KKJG-F	C	21 / 7.1	8.9	4.7	4.1	308 / 14.7	16.4	12.2	24 / 415	KKJG-F
5	KIQO-F	O	19 / 6.4	5.9	3.7	4.1	295 / 14.0	15.2	12.8	23 / 370	KIQO-F
6	KWWV-F	CHR/U	14 / 4.8	7.3	6.0	5.7	286 / 13.6	14.3	15.1	31 / 522	KWWV-F
6	KQJZ-F	J	14 / 4.8	3.3	5.0	3.7	206 / 9.8	8.2	10.9	22 / 335	KQJZ-F
6	KKJL	ST	14 / 4.8	3.6	3.0	4.4	157 / 7.5	9.0	6.9	14 / 177	KKJL
9	KWSR-F	AC	10 / 3.4	4.6	2.3	1.0	198 / 9.4	12.6	6.2	12 / 283	KWSR-F
9	KUHL	T	10 / 3.4	1.3	2.0	1.4	132 / 6.3	3.7	4.4	23 / 355	KUHL
11	KXTZ-F	CL AOR	7 / 2.4	1.7	3.0	2.4	130 / 6.2	5.4	8.0	9 / 166	KXTZ-F
11	KVEC	N/T	7 / 2.4	2.3	3.0	3.4	153 / 7.3	7.7	10.3	8 / 157	KVEC
11	KGLW	T	7 / 2.4	2.0	3.7	2.7	93 / 4.4	5.4	5.9	7 / 93	KGLW

12+ FM Share (Metro): 78.84% (190 of 241) (Fall 98: 75.92%)

18-34	18-49	25-54	35+	Wom 25-54	Men 25-54	12+ AMD	12+ Mid	12+ PMD	12+ Eve	12+ Wknd
1 KZOZ-F	1 KZOZ-F	1 KZOZ-F	1 KIQO-F	1 KIQO-F	1 KZOZ-F >	1 KSLY-F >	1 KZOZ-F <	1 KZOZ-F	1 KZOZ-F >	1 KIQO-F
2 KSLY-F	2 KSLY-F	2 KSTT-F	1 KSTT-F	1 KKJG-F	2 KSTT-F >	2 KSTT-F <	2 KSTT-F	2 KIQO-F <	2 KSLY-F <	1 KSLY-F <
3 KWWV-F	2 KSTT-F >	3 KIQO-F	3 KKJL <	3 KSTT-F	3 KSLY-F >	3 KKJG-F	3 KIQO-F <	3 KSTT-F <	3 KWWV-F	3 KSTT-F <
4 KKJG-F	4 KKJG-F	3 KSLY-F <	4 KKJG-F <	4 KWSR-F	4 KIQO-F	4 KZOZ-F	4 KKJG-F	4 KKJG-F <	4 KSTT-F	4 KKJL <
4 KSTT-F >	5 KWWV-F	5 KKJG-F >	5 KQJZ-F	4 KSLY-F	4 KKJG-F	5 KIQO-F	5 KKJL	5 KSLY-F <	5 KKJG-F	5 KKJG-F <
6 KWSR-F	6 KWSR-F <	6 KQJZ-F	6 KZOZ-F	6 KQJZ-F	4 KQJZ-F	6 KVEC	5 KSLY-F <	6 KWWV-F >	6 KQJZ-F >	6 KQJZ-F <
	7 KIQO-F >	7 KWSR-F	7 KUHL	7 KWWV-F	7 KXTZ-F	7 KWSR-F	7 KUHL	7 KKJL	7 KSMA	7 KWWV-F
	8 KXTZ-F	8 KXTZ-F	7 KSLY-F	7 KZOZ-F >	8 KWSR-F	8 KQJZ-F	7 KQJZ-F	7 KQJZ-F	8 KQJZ-F	8 KZOZ-F
		9 KOTR-F	9 KVEC		8 KOTR-F >	8 KUHL	9 KGLW	9 KXTZ-F	9 KWSR-F	9 KWSR-F
		9 KWWV-F >	9 KGLW			8 KWWV-F <				

Other Rated Stations				Metro Share	Cume Rating	TSA AQH Cume	Other Rated Stations--Outside Market				Metro Share	Cume Rating	TSA AQH Cume
KKAL-F	C	106.1	Sta. Margarita	1.4	4.3	4 119	KFRE	N/T	940	Fresno	1.4	2.4	7 80
KLMM-F	SP-R	94.1	Morro Bay	1.4	2.3	13 103	KMGQ-F	J	97.5	Santa Barbara	1.0	2.4	11 158
KOTR-F	AOR-P	94.9	Cambria	1.7	4.2	5 94	KRUZ-F	AC	103.3	Santa Barbara	1.4	5.9	18 378
KPRL	T	1230	Paso Robles	1.7	4.4	5 95	KSMA	N/T	1240	Santa Maria	1.4	2.7	10 186
							KSNI-F	C	102.5	Santa Maria	1.4	5.3	18 355
							KWOH-F	REL	97.1	San Luis Obispo	0.7	1.5	2 32
							KXFM-F	O	99.1	Santa Maria	1.4	6.0	18 390

AM Stations

KGLW	1340	1 kw	Talk	ABC, Talknl, USA	---
KKJL	1400	1 kw	Standards	Westwd, CNN	Katz
KVEC	920	1 kw/0.5 kw	News/Talk	ABC, CNN, CBS	---

FM Stations

KIQO	104.5	5.6 kw @ 1410	Oldies	ABC	---	American General	Atascadero
KKJG	98.1	3.6 kw @ 1624	Country		Christal	American General	
KOTR	94.9	25 kw @ 370	Progressive AOR		---		Cambria
KQJZ	107.3	3.5 kw @ 1650	Jazz		Mc-Guild	Mondosphere	Grover Beach
KSLY	96.1	5.6 kw @ 1410	CHR		Mc-Guild	Mondosphere	
KSTT	101.3	3.4 kw @ 1686	AC		Mc-Guild	Mondosphere	Los Osos
KWSR	92.5	4.8 kw @ 1486	AC	Westwd	Christal		Paso Robles
KWWV	99.7	0.265 kw @ 1532	Dance CHR		Christal	KKAL-F	Morro Bay
KXTZ	95.3	4.2 kw @ 390	Classic AOR		Allied		Pismo Beach
KZOZ	93.3	29.5 kw @ 1470	Classic ADR	Source	Christal	American General	

Notes: KUHL -- See Santa Maria-Lompoc . . . KKAL-F, KWSR-F and KWWV-F are LMA'd to American General . . . 10/99 KDDB-F changed calls to KWSR-F ("Star 92.5"); remains AC . . . 3/00 KQJZ-F changed from Jazz to AOR as KURQ-F . . . 3/00 KBZX-F changed from Hispanic AC to simulcasting Hispanic Regional KLMM-F as KLUN-F

SANTA BARBARA, CA

Arbitron Rank 185 **Pop (12+)** 180,900 **Stations** 27 / 14 **% Below Line:** 17.6
Market TSL in Hours 20.00 **Diaries:** 611/296:1/48.1% **% Not Listed:** 14.2
Average Persons Rating: 14.8 **Sample Target:** 580 **Total Retail Sales:** \$2.05 Bil.

12+ Metro	Format	Fall 99 1/4 Share	Spg 99	Fall 98	Spg 98	Fall 97	12+ Metro Cume / Rtg	Spg 99	Fall 98	12+ TSA AQH / Cume		
1	KTYD-F	AOR	23 / 8.6	6.9	5.9	6.2	5.9	441 / 24.4	19.7	17.3	31 / 691	KTYD-F
1	KDB-F	CL	23 / 8.6	5.4	4.5	4.0	4.3	235 / 13.0	10.7	10.9	25 / 278	KDB-F
3	KSBL-F	AC	21 / 7.9	5.8	6.7	10.2	9.0	262 / 14.5	15.0	14.2	26 / 328	KSBL-F
3	KRUZ-F	AC	21 / 7.9	6.2	5.6	7.3	7.4	406 / 22.5	22.0	22.2	51 / 1009	KRUZ-F
5	KTMS	T	16 / 6.0	4.6	11.1	8.4	4.3	238 / 13.1	11.6	15.0	18 / 277	KTMS
5	KCAQ-F	CHR/U	16 / 6.0	5.4	4.8	5.1	5.5	255 / 14.1	12.4	13.3	65 / 1009	KCAQ-F
7	KSPE-F	SP-R	15 / 5.6	6.2	5.6	4.0	4.3	186 / 10.3	10.6	8.1	22 / 309	KSPE-F
8	KJEE-F	AOR-NR	14 / 5.2	6.9	5.2	3.6	3.9	333 / 18.4	18.4	18.0	17 / 413	KJEE-F
9	KIST-F	O	11 / 4.1	4.6	3.0	4.4		217 / 12.0	11.0	10.3	15 / 294	KIST-F
10	KMGQ-F	J	10 / 3.7	5.4	3.3	5.5	7.0	175 / 9.7	11.3	9.3	29 / 400	KMGQ-F
11	KBKO	SP-R	9 / 3.4	3.5	5.9	4.0	2.7	135 / 7.4	4.9	8.9	10 / 175	KBKO

12+ FM Share (Metro): 77.73% (178 of 229) (Fall 98: 88.30%)

18-34	18-49	25-54	35+	Wom 25-54	Men 25-54	12+ AMD	12+ Mid	12+ PMD	12+ Eve	12+ Wknd
1 KRUZ-F	1 KTYD-F	1 KTYD-F	1 KOB-F >	1 KSBL-F	1 KTYD-F >	1 KSBL-F	1 KDB-F	1 KRUZ-F <	1 KDB-F	1 KOB-F >
2 KCAQ-F	2 KRUZ-F	2 KSBL-F	2 KTMS	2 KRUZ-F >	2 KSPE-F	2 KTYD-F	1 KTYD-F <	2 KTYD-F	1 KTYD-F	2 KRUZ-F
2 KTYD-F	3 KSBL-F	3 KRUZ-F	2 KSBL-F <	3 KTYD-F	3 KRUZ-F	3 KRUZ-F <	3 KSBL-F	3 KDB-F	3 KCAQ-F	2 KSBL-F <
4 KJEE-F	4 KSPE-F	4 KSPE-F >	4 KTYD-F >	4 KMGQ-F	3 KSBL-F	4 KTMS <	4 KRUZ-F	4 KJEE-F	3 KJEE-F	4 KSPE-F <
4 KSPE-F	5 KJEE-F	5 KCAQ-F	5 KMGQ-F	4 KDB-F	5 KIST-F	5 KJEE-F	4 KTMS	4 KSBL-F <	5 KRUZ-F	5 KTYD-F
6 KSBL-F	5 KCAQ-F >	5 KIST-F	5 KRUZ-F	4 KBKO	6 KCAQ-F	5 KCAQ-F	6 KSPE-F	6 KCAQ-F <	5 KSPE-F	6 KCAQ-F
7 KBKO >	7 KBKO	5 KJEE-F	7 KIST-F	4 KSPE-F	6 KJEE-F	7 KDB-F	7 KCAQ-F	7 KSPE-F	7 KSBL-F	7 KIST-F
	8 KIST-F	5 KMGQ-F	7 KSPE-F >	4 KJEE-F	6 KMGQ-F	8 KBKO <	8 KJEE-F	8 KTMS <	7 KTMS >>	7 KTMS
				4 KCAQ-F >	6 KTMS		8 KMGQ-F <	9 KMGQ-F		

Other Rated Stations				Metro Share	Cume Rating	TSA AQH Cume	Other Rated Stations--Outside Market				Metro Share	Cume Rating	TSA AQH Cume		
KEYT	N	1250	Santa Barbara	2.2	9.8	7	227	KDAR-F	REL	98.3	Oxnard	0.4	1.8	8	193
KKSB-F	C	106.3	Goleta	2.2	6.0	6	118	KFI	T	640	Los Angeles	1.1	3.2	19	354
KXXT	SPRTS	1340	Santa Barbara	0.7	3.2	3	74	KHAY-F	C	97.5	Ventura	0.7	2.7	39	496
KZBN	ST	1290	Santa Barbara	1.9	4.8	6	103	KKBT-F	B	92.3	Los Angeles	0.4	2.1	7	307
								KLOS-F	AOR	95.5	Los Angeles	1.1	5.2	16	457
								KNX	N	1070	Los Angeles	1.1	5.4	18	477
								KOCP-F	CL AOR	95.9	Camarillo	1.9	5.9	23	439
								KPWR-F	CHR/U	105.9	Los Angeles	0.4	3.1	13	449
								KRTH-F	O	101.1	Los Angeles	0.4	2.3	19	548
								KUNX	SP-NT	1590	Ventura	1.9	3.7	20	245
								KXLM-F	SP-C	102.9	Oxnard	1.5	2.4	39	513
								XPRS	SP	1090	Rosario, MX	0.7	1.6	7	102

AM Stations

KBKO	1490	1 kw	Hispanic-Regional					Katz Hisp.	Clr Chnl. pend.
KTMS	990	5 kw/0.5 kw (DA-2)	Talk			CNN, Westwd, ABC		Katz	Clear Channel
KZBN	1290	0.5 kw/0.12 kw	Standards			Westwd		Lotus	

FM Stations

KDB	93.7	12.5 kw @ 870	Classical					Allied	
KIST	107.7	0.93 kw @ 1627	Oldies					Katz	Clear Channel
KJEE	92.9	0.82 kw @ 686	AOR-New Rock					Mc-Guild	Montecito
KKSB	106.3	0.36 kw @ 827	Country					Mc-Guild	Cumulus. pend.
KMGQ	97.5	17.5 kw @ 2919	Jazz					Mc-Guild	Cumulus. pend.
KRUZ	103.3	105 kw @ 2980	AC					Christal	Cumulus. pend.
KSBL	101.7	0.31 kw @ 810	AC					Katz	Clear Channel
KSPE	94.5	0.88 kw @ 2954	Hispanic					Caballero	Clr Chnl. pend.
KTYD	99.9	34 kw @ 1279	AOR					Katz	Clear Channel

Notes: KCAQ-F -- See Oxnard-Ventura in the Fall 1999 American Radio . . . 12/99 KKSB-F and KMGQ-F sold by McDonald to Cumulus as part of a \$41,000,000 group transaction . . . 12/99 KRUZ-F sold by Grafman to Cumulus for \$10,000,000

SANTA FE, NM

Arbitron Rank 235 Pop (12+) 119,200
 Market TSL in Hours 19.50
 Average Persons Rating: 14.6

Stations 26 / 8
 Diaries: 431/277:1/49.2%
 Sample Target: 420

% Below Line: 64.3
 % Not Listed: 20.1
 Total Retail Sales: \$2.0 Bil.

12+ Metro	Format	Fall 99 1/4 Share	Spg 99	Fall 98	Spg 98	Fall 97	12+ Metro Cume / Rtg	Spg 99	Fall 98	12+ TSA AQH / Cume	
1	KKOB	FS	11 / 6.3	7.4	5.4	5.6	190 / 15.9	14.5	14.6	94 / 1340	KKOB
2	KLSK-F	CL HITS	9 / 5.2	2.3	2.7	6.1	155 / 13.0	11.1	9.6	32 / 730	KLSK-F
2	KCHQ-F	CHR	9 / 5.2	2.3	3.2	2.6	155 / 13.0	8.1	5.9	41 / 864	KCHQ-F
4	KRZY-F	SP-C	8 / 4.6	2.3	3.2	1.0	109 / 9.2	5.8	5.6	17 / 253	KRZY-F
4	KKSS-F	CHR/U	8 / 4.6	5.7	5.4	3.6	128 / 10.7	13.0	14.1	51 / 1015	KKSS-F
4	KHFM-F	CL	8 / 4.6	4.5	6.0	5.1	156 / 13.1	13.0	10.7	46 / 735	KHFM-F
7	KTBL-F	C/O	7 / 4.0	2.3	4.9	3.1	89 / 7.5	7.6	10.0	53 / 851	KTBL-F
7	KKOB-F	AC	7 / 4.0	4.0	1.6	4.1	160 / 13.4	12.5	8.6	51 / 1085	KKOB-F
9	KTEG-F	AOR-NR	6 / 3.4	4.0	3.8	2.6	142 / 11.9	13.4	10.4	48 / 965	KTEG-F
9	KSWV	SP	6 / 3.4	3.4	6.0	2.0	66 / 5.5	4.5	4.1	8 / 84	KSWV
9	KIOT-F	CL AOR	6 / 3.4	2.8	2.2	2.6	161 / 13.5	11.8	9.7	42 / 872	KIOT-F
9	KBAC-F	AOR-P	6 / 3.4	2.8	3.8	4.1	75 / 6.3	6.5	7.2	14 / 244	KBAC-F
13	KZRR-F	AOR	5 / 2.9	7.4	4.9	4.1	88 / 7.4	13.7	12.9	73 / 1001	KZRR-F
13	KRST-F	C	5 / 2.9	4.5	3.8	6.1	74 / 6.2	10.6	10.0	113 / 1358	KRST-F
13	KMGA-F	SAC	5 / 2.9	3.4	1.6	2.6	114 / 9.6	10.8	6.2	54 / 913	KMGA-F

12+ FM Share (Metro): 80.58% (112 of 139) (Fall 98: 79.19%)

18-34	18-49	25-54	35+	Wom 25-54	Men 25-54	12+ AMD	12+ Mid	12+ PMD	12+ Eve	12+ Wknd
1 KRZY-F >>	1 KLSK-F	1 KCHQ-F	1 KKOB	1 KCHQ-F	1 KKOB	1 KKOB-F <	1 KKOB	1 KCHQ-F	1 KCHQ-F	1 KSWV
2 KKOB-F	2 KCHQ-F	1 KRZY-F	2 KHFM-F	2 KKOB-F	1 KLSK-F	2 KRZY-F <	2 KLSK-F	2 KKSS-F <	2 KKOB	2 KKOB
2 KTEG-F	2 KRZY-F	1 KLSK-F	3 KLSK-F	2 KBAC-F	3 KRZY-F	3 KKOB	3 KHFM-F	3 KKOB	3 KTEG-F	2 KCHQ-F
2 KZRR-F	4 KKOB-F	4 KKOB-F	4 KSWV	2 KTBL-F	4 KIOT-F	4 KSWV	4 KRZY-F <	3 KTEG-F	3 KKSS-F	2 KHFM-F
2 KKSS-F	4 KBAC-F	4 KBAC-F	4 KTBL-F	5 KRZY-F	4 KZRR-F >	4 KCHQ-F	5 KTBL-F	3 KTBL-F	3 KHFM-F	5 KRZY-F
2 KLVO-F >	6 KKOB	4 KKOB	6 KCHQ-F	5 KRST-F		4 KIOT-F	6 KCHQ-F	3 KRZY-F	6 KMGA-F	5 KMGA-F
	6 KIOT-F	7 KTBL-F		5 KMGA-F >		4 KTBL-F		3 KLSK-F	6 KBAC-F	5 KLVO-F
						4 KLSK-F			6 KLSK-F >	5 KKSS-F

Other Rated Stations				Metro Share	Cume Rating	TSA AQH Cume	Other Rated Stations--Outside Market				Metro Share	Cume Rating	TSA AQH Cume		
KBOM-F	O	106.7	Los Alamos	2.3	9.5	11	293	KABG-F	O	98.5	Los Alamos	2.3	8.9	30	551
KDCE	SP-R	950	Espanola	1.1	4.2	9	156	KLVO-F	SP-R	97.7	Belen	2.3	6.2	32	454
KRSN	T	1490	Los Alamos	1.1	2.8	2	34	KMMG-F	B/O	95.5	Santa Fe	2.3	9.2	27	654
KSFQ-F	CL HITS	101.1	White Rock	0.6	3.1	5	100	KPEK-F	AC-NR	100.3	Albuquerque	2.3	12.6	44	1091
KTRC	ST	1400	Santa Fe	2.3	8.2	4	108	KYLZ-F	CHRU	106.3	Los Lunas	1.1	4.4	37	777
KVSF	T	1260	Santa Fe	1.1	5.4	2	67								

AM Stations

KSWV	810	5 kw (Days)	Hispanic	ABC	--
KTRC	1400	1 kw	Standards	Westwd, CNN	-- Withers

FM Stations

KBAC	98.1	96.65 kw @ 1038	Progressive AOR	--	Roberts	Las Vegas	
KBOM	106.7	15.5 kw @ 1948	Oldies	Westwd	Roslin	Withers	Los Alamos

Notes: Other ranked stations -- See Albuquerque in the Fall 1999 American Radio . . . 11/99 KSFQ-F (101.1; White Rock) sold to Roberts Radio (KBAC-F) for \$1,650,000 (Fischer) . . . 3/00 KEFE-F (107.5; Los Alamos) began operations, programming Country; KZXA-F (94.7; Santa Fe) began operations, programming AC; both are owned by Withers (KTRC/KVSF/KBOM-F)

SANTA MARIA-LOMPOC, CA

Arbitron Rank 195	Pop (12+) 168,700	Stations 27 / 11	% Below Line: 39.1
Market TSL In Hours 22.50		Diaries: 438/385:1/47.8%	% Not Listed: 23.0
Average Persons Rating: 16.5		Sample Target: 410	Total Retail Sales: \$1.64 Bil.

12+ Metro	Format	Fall 99 1/4 Share	Spg 99	Fall 98	Spg 98	Fall 97	12+ Metro Cume / Rtg	Spg 99	Fall 98	12+ TSA AQH / Cume
1 KWWW-F	CHR/U	17 / 6.1	9.5	6.2	8.1	0.8	236 / 14.0	19.2	18.8	17 / 236
1 KRQK-F	SP	17 / 6.1	3.7	5.4	3.9	6.2	184 / 10.9	9.3	8.4	17 / 184
3 KSNI-F	C	15 / 5.4	5.4	10.4	6.5	7.5	243 / 14.4	14.2	16.5	15 / 243
3 KSLY-F	CHR	15 / 5.4	3.7	3.8	4.6	2.1	237 / 14.0	14.2	14.2	15 / 237
5 KXFM-F	O	14 / 5.0	4.5	5.0	6.2	8.3	264 / 15.6	15.6	18.3	14 / 264
5 KRUZ-F	AC/CHR	14 / 5.0	8.7	6.2	7.3	6.2	255 / 15.1	17.4	22.2	14 / 255
7 KUHL	T	13 / 4.7	5.8	6.9	8.1	4.6	223 / 13.2	12.5	14.0	13 / 223
8 KIDI-F	SP-R	12 / 4.3	5.8	6.9	1.2	5.8	112 / 6.7	8.5	8.9	12 / 112
9 KPAT-F	B/O	11 / 4.0	0.4		0.4	1.2	149 / 8.8	2.2		11 / 149
10 KZOZ-F	AOR/CL	9 / 3.2	4.5	1.9	3.1	2.1	157 / 9.3	9.7	7.4	9 / 157
10 KQJZ-F	J	9 / 3.2	2.5	3.8	2.3	0.4	128 / 7.6	6.6	8.0	9 / 128
10 KMGO-F	J	9 / 3.2	2.9	1.5			109 / 6.5	6.8	4.6	9 / 109
13 KLMM-F	SP-R	8 / 2.9					54 / 3.2			8 / 54
13 KBOX-F	AC	8 / 2.9	4.5	3.8	5.4	6.2	166 / 9.9	7.5	12.2	8 / 166

12+ FM Share (Metro): 89.72% (192 of 214) (Fall 98: 81.28%)

18-34	18-49	25-54	35+	Wom 25-54	Men 25-54	12+ AMD	12+ Mid	12+ PMD	12+ Eve	12+ Wknd
1 KIDI-F <	1 KRQK-F	1 KRQK-F	1 KUHL	1 KRUZ-F	1 KPAT-F	1 KSLY-F	1 KSNI-F	1 KXFM-F <	1 KWWW-F >	1 KWWW-F
2 KRQK-F	2 KSLY-F <	2 KXFM-F	2 KSM-F	1 KRQK-F	2 KZOZ-F	2 KUHL <	2 KRQK-F	2 KWWW-F <	2 KXFM-F <	2 KRQK-F
2 KRUZ-F	3 KIDI-F	2 KRUZ-F	3 KXFM-F	3 KXFM-F >	2 KIDI-F	3 KRQK-F	3 KRUZ-F <	3 KRQK-F <	3 KIDI-F	3 KIDI-F <
4 KWWW-F	3 KRUZ-F <	2 KPAT-F	4 KMGO-F	4 KBOX-F	2 KRQK-F	4 KXFM-F <	4 KUHL	4 KRUZ-F	3 KSLY-F	4 KSLY-F <
4 KSLY-F	5 KXFM-F	5 KSLY-F	4 KRQK-F	4 KSNI-F	5 KSLY-F	5 KRUZ-F <	5 KQJZ-F	5 KZOZ-F	5 KRQK-F	5 KRUZ-F
6 KPAT-F	6 KWWW-F	5 KIDI-F	6 KQJZ-F	4 KSTT-F	5 KXFM-F	6 KSM-F <	5 KIDI-F	5 KSLY-F	5 KMGO-F >	5 KSNI-F
6 KZOZ-F	6 KPAT-F	7 KSNI-F	7 KSLY-F	4 KSPE-F	7 KUHL	7 KWWW-F	7 KPAT-F	7 KMGO-F	7 KSTT-F	7 KSTT-F
6 KLMM-F	8 KLMM-F	7 KZOZ-F	7 KSMA	4 KSLY-F	7 KSNI-F	8 KPAT-F <	7 KWWW-F	7 KPAT-F	7 KUHL	7 KUHL
	8 KSNI-F			4 KPAT-F	7 KRUZ-F	9 KLMM-F >	7 KXFM-F <	7 KIDI-F <		
	8 KZOZ-F			4 KLMM-F >						

Other Rated Stations				Metro Share	Cume Rating	TSA AQH Cume	Other Rated Stations--Outside Market				Metro Share	Cume Rating	TSA AQH Cume		
KAKV-F	ST	106.7	Lompoc	0.7	3.5	2	60	KCAQ-F	CHR/U	105.3	Oxnard	0.7	3.3	2	55
KGDP	REL	660	Orcutt	0.7	1.8	2	30	KFI	T	640	Los Angeles	0.4	2.5	1	43
KSMA	N/T	1240	Santa Maria	2.2	7.7	6	129	KIQD-F	O	104.5	Atascadero	1.1	4.5	3	75
KSYV-F	AC	96.7	Solvang	1.8	3.2	5	54	KKJG-F	C	98.1	San Luis Obispo	1.4	6.3	4	107
								KSPE-F	SP-R	94.5	Ellwood	2.2	6.1	6	104
								KSTT-F	AC	101.3	Los Osos	2.2	5.4	6	90
								KTYD-F	AOR	99.9	Santa Barbara	0.7	3.7	2	62
								KWSR-F	AC	92.5	Paso Robles	1.1	5.0	3	85
								KXTZ-F	CL AOR	95.3	Pismo Beach	0.4	2.1	1	35

AM Stations

KUHL	1440	5 kw/1 kw (DA-2)	Talk	ABC, ESPN	--
------	------	------------------	------	-----------	----

FM Stations

KBOX	104.1	5.7 kw @ 682	AC	--	
KIDI	105.5	3 kw @ 262	Hispanic-Regional	Katz Hisp.	KTAP Guadalupe
KPAT	95.7	3.3 kw @ 735	Black Oldies	--	Am. Gen'l, pend. Orcutt
KRQK	100.3	3.65 kw @ 863	Hispanic	Lotus	KJDJ/KSBO
KSNI	102.5	13.6 kw @ 866	Country	Allied	Mondosphere
KXFM	99.1	2.3 kw @ 1906	Oldies	Westwd	Mc-Guild Mondosphere

Notes: Other ranked stations -- See San Luis Obispo or Santa Barbara . . . The Metro and Total survey areas are the same . . . 9/99 KRQK-F sold to American General for \$1,300,000 (Miller) . . . 11/99 KPAT-F sold to American General for \$900,000 (Media Svcs) . . . 11/99 KPAT-F changed from Gospel to Black Oldies . . . 11/99 KAOH-F (105.1; Lompoc sold (price NA) . . . 1/00 KAOH-F sold for \$175,000 . . . 1/00 KAKV-F (106.7; Lompoc) sold to Mondosphere (price NA) . . . 1/00 KAKV-F changed from Standards to CHR as KSMY-F (simulcasting KSly-F, San Luis Obispo)

SIOUX CITY, IA

Arbitron Rank	249	Pop (12+)	97,300	Stations	12 / 10	% Below Line:	2.9
Market TSL in Hours			19.00	Diaries:	461/211:1/55.9%	% Not Listed:	11.6
Average Persons Rating:			14.2	Sample Target:	450	Total Retail Sales:	\$1.37 Bil.

12+ Metro	Format	Fall 99 1/4 Share	Spg 99	Fall 98	Spg 98	Fall 97	12+ Metro Cume / Rtg	Spg 99	Fall 98	12+ TSA AQH / Cume		
1	KSUX-F	C	26 / 18.8	20.5	12.4	17.0	15.6	265 / 27.2	33.7	24.3	45 / 533	KSUX-F
2	KGLI-F	CHR	25 / 18.1	17.1	17.9	17.0	16.9	360 / 37.0	34.1	36.1	48 / 751	KGLI-F
3	KSEZ-F	AOR	19 / 13.8	13.7	10.3	14.0	17.5	209 / 21.5	23.1	19.0	42 / 411	KSEZ-F
4	KSCJ	N/T	14 / 10.1	11.0	8.3	8.2	7.8	190 / 19.6	23.8	17.2	17 / 266	KSCJ
5	KCLH-F	CL HITS	8 / 5.8	4.8	6.2	8.2	8.4	133 / 13.6	14.6	16.1	15 / 252	KCLH-F
6	KZSR-F	AC	6 / 4.3	2.7	7.6	4.1	4.5	123 / 12.6	11.8	13.4	11 / 240	KZSR-F
6	KSFT-F	SAC	6 / 4.3	3.4	8.3	6.4	4.5	93 / 9.5	8.6	13.3	6 / 110	KSFT-F
6	KKMA-F	O	6 / 4.3	4.1	7.6	4.1	7.1	128 / 13.1	14.8	12.8	12 / 268	KKMA-F

12+ FM Share (Metro): 80.00% (96 of 120) (Fall 98: 81.40%)

18-34	18-49	25-54	35+	Wom 25-54	Men 25-54	12+ AMD	12+ Mid	12+ PMD	12+ Eve	12+ Wknd
1 KGLI-F	1 KGLI-F	1 KSUX-F	1 KSUX-F >	1 KSUX-F	1 KSEZ-F >	1 KGLI-F <	1 KSUX-F	1 KGLI-F <	1 KGLI-F >	1 KSUX-F
2 KSEZ-F	2 KSEZ-F >	1 KSEZ-F <	2 KSCJ	2 KGLI-F >>	2 KGLI-F	2 KSUX-F	2 KGLI-F	2 KSUX-F	2 KSUX-F	2 KGLI-F
3 KSUX-F >>	3 KSUX-F	3 KGLI-F >	3 KSEZ-F	3 KSEZ-F	3 KSUX-F	3 KSCJ <	3 KSCJ <	3 KSEZ-F >>	2 KSEZ-F >>	3 KSEZ-F >>
	4 KCLH-F >	4 KCLH-F >	4 KGLI-F >	4 KSFT-F	3 KCLH-F >	4 KSEZ-F >	4 KSEZ-F >>	4 KSCJ	4 KSFT-F	4 KSCJ >
		5 KKMA-F						5 KKMA-F	4 KSCJ	
								5 KCLH-F	4 KCLH-F >	

Other Rated Stations				Metro Share	Cume Rating	TSA AQH Cume	Other Rated Stations--Outside Market				Metro Share	Cume Rating	TSA AQH Cume
KMNS	C	620	Sioux City	2.9	9.7	5 148	KOMJ	ST	590	Omaha	1.4	3.4	5 106
KWSL	O	1470	Sioux City	2.9	7.2	6 91	WNAX	C/FARM	570	Yankton, SD	1.4	3.9	14 308

AM Stations

KMNS	620	1 kw (DA-2)	Country/Sports	ABC, ESPN	Christal	Chesterman
KSCJ	1360	5 kw (DA-N)	News/Talk	1-On-1, CBS	Allied	Powell
KWSL	1470	5 kw (DA-2)	Oldies	CNN, Westwd	Roslin	Chesterman

FM Stations

KCLH	104.1	100 kw @ 981	Classic Hits		Katz	Saga	Yankton, SD
KGLI	95.5	100 kw @ 984	CHR	ABC	Roslin	Chesterman	
KKMA	99.5	100 kw @ 1000	Oldies	ABC	Allied	Powell	Le Mars, IA
KSEZ	97.9	100 kw @ 643	AOR	WW1, Source, ABC	Christal	Chesterman	
KSFT	107.1	1.55 kw @ 328	Soft AC	Westwd	--	Chesterman	S. Sioux City, IA
KSUX	105.7	50 kw @ 462	Country		Allied	Powell	Winnepago, NE
KZSR	102.3	100 kw @ 643	AC		Eastman	Waitt	Onawa, IA

Notes:

SPRINGFIELD, IL

Arbitron Rank 197 Pop (12+) 165,100
 Market TSL In Hours 20.75
 Average Persons Rating: 15.6

Stations 17 / 12
 Diaries: 622/265:1/58.2%
 Sample Target: 580

% Below Line: 3.9
 % Not Listed: 14.0
 Total Retail Sales: \$1.73 Bil.

12+ Metro	Format	Fall 99 1/4 Share	Spg 99	Fall 98	Spg 98	Fall 97	12+ Metro Cume / Rtg	Spg 99	Fall 98	12+ TSA AQH / Cume		
1	WFMB-F	C	31 / 12.1	7.7	7.6	8.5	11.5	312 / 18.9	16.3	17.8	52 / 687	WFMB-F
1	WDBR-F	CHR	31 / 12.1	13.6	12.2	13.8	10.4	453 / 27.4	29.1	27.1	52 / 821	WDBR-F
3	WQLZ-F	AOR	25 / 9.7	11.9	9.3	10.4	9.3	291 / 17.6	21.9	22.1	41 / 551	WQLZ-F
4	WYMG-F	CL HITS	23 / 9.0	6.0	6.8	6.2	7.4	334 / 20.2	16.8	17.8	31 / 492	WYMG-F
5	WNNS-F	AC	19 / 7.4	9.4	9.3	10.4	9.3	293 / 17.7	20.2	21.7	27 / 435	WNNS-F
6	WTAX	FS/T	18 / 7.0	7.7	8.3	8.5	7.1	294 / 17.8	14.9	21.4	20 / 355	WTAX
7	WMAY	T	17 / 6.6	8.1	6.8	6.5	6.3	259 / 15.7	14.0	15.7	20 / 328	WMAY
8	WYXY-F	C	13 / 5.1	5.1	7.6	5.8	5.9	214 / 12.9	9.3	15.8	22 / 405	WYXY-F
8	WQQL-F	O	13 / 5.1	5.5	9.7	6.2	7.8	247 / 15.0	18.3	20.8	24 / 474	WQQL-F
10	WCVS-F	CL AOR	9 / 3.5	3.4	2.5	5.0	1.5	160 / 9.7	12.3	10.0	13 / 221	WCVS-F

12+ FM Share (Metro): 77.83% (172 of 221) (Fall 98: 77.27%)

18-34	18-49	25-54	35+	Wom 25-54	Men 25-54	12+ AMD	12+ Mid	12+ PMD	12+ Eve	12+ Wknd
1 WQLZ-F >	1 WDBR-F	1 WDBR-F	1 WFMB-F >	1 WDBR-F	1 WQLZ-F	1 WQLZ-F <	1 WDBR-F <	1 WDBR-F <	1 WQLZ-F <	1 WYMG-F
2 WDBR-F >	2 WQLZ-F <	2 WYMG-F	2 WTAX	2 WFMB-F	1 WYMG-F	2 WFMB-F <	2 WFMB-F >	2 WFMB-F	2 WDBR-F >	2 WFMB-F
3 WYMG-F	3 WYMG-F	3 WQLZ-F <	2 WMAY	3 WNNS-F	3 WDBR-F	3 WDBR-F	3 WQLZ-F	3 WYMG-F <	3 WFMB-F >	3 WDBR-F
4 WFMB-F	4 WFMB-F	4 WFMB-F	2 WNNS-F <	4 WYMG-F	4 WCVS-F	3 WNNS-F	3 WYMG-F	4 WQLZ-F >	4 WMAY	4 WTAX
5 WYXY-F >	5 WNNS-F	4 WNNS-F >	5 WDBR-F	5 WQLZ-F	5 WFMB-F	5 WMAY	5 WTAX	5 WNNS-F	4 WYXY-F	5 WMAY <
	6 WYXY-F	6 WMAY	6 WYMG-F	6 WYXY-F	5 WMAY	6 WTAX	6 WNNS-F	6 WQQL-F <	4 WYMG-F	6 WNNS-F
		7 WCVS-F	7 WQQL-F >		5 WNNS-F >	7 WYMG-F <	7 WMAY	7 WMAY		6 WQLZ-F
		7 WQQL-F						7 WTAX		8 WQQL-F
		7 WYXY-F								

Other Rated Stations				Metro Share	Cume Rating	TSA AQH Cume	Other Rated Stations--Outside Market				Metro Share	Cume Rating	TSA AQH Cume
WFMB	SPRTS	1450	Springfield	2.7	7.3	8 147	KMOX	T/FS	1120	St. Louis	0.8	3.2	11 249
WLWJ-F	REL	977	Petersburg	1.9	4.7	6 104	KSLZ-F	CHR	107.7	St. Louis	0.4	1.8	14 201
							WDZQ-F	C	95.1	Decatur, IL	0.4	1.8	19 352
							WGN	FS/T	720	Chicago	1.9	3.0	7 94
							WSOY-F	AC/CHR	102.9	Decatur, IL	0.4	3.0	8 269

AM Stations

WMAY	970	1 kw/0.5 kw (DA-2)	Talk	CNN, ABC	Eastman	Mid-West Family
WTAX	1240	1 kw	Full Service/Talk	CBS, Westwd, ABC	Christal	Saga

FM Stations

WCVS	96.7	6 kw @ 328	Classic AOR		Christal	AMFM	Virden
WDBR	103.7	20 kw @ 768	CHR		Katz	Saga	
WFMB	104.5	43 kw @ 430	Country	ABC	Christal	AMFM	
WNNS	98.7	50 kw @ 500	AC		D&R	Mid-West Family	
WQLZ	92.7	11.5 kw @ 482	AOR	ABC	Eastman	Mid-West Family	Taylorville
WQQL	101.9	50 kw @ 300	Oldies		Katz	Saga	
WYMG	100.5	40 kw @ 492	Classic Hits		Katz	Saga	Jacksonville
WYXY	93.9	15 kw @ 430	Country		Christal	Saga	Lincoln

Notes: WYMG-F reclassified from AOR/Classic AOR to Classic Hits based on audience analysis and M Street description

STAMFORD-NORWALK, CT

Arbitron Rank 139 Pop (12+) 283,300
 Market TSL in Hours 19.00
 Average Persons Rating: 14.3

Stations 35 / 5
 Diaries: 570/497:1/47.5%
 Sample Target: 620

% Below Line: 72.2
 % Not Listed: 14.5
 Total Retail Sales: \$5.47 Bil.

12+ Metro	Format	Fall 99 1/4 Share	Spq 99	Fall 98	Spq 98	Fall 97	12+ Metro Cume / Rtg	Spq 99	Fall 98	12+ TSA AQH / Cume		
1	WHTZ-F	CHR	37 / 9.1	5.6	5.5	5.9	5.3	632 / 22.3	22.6	16.7	37 / 632	WHTZ-F
2	WCBS	N	24 / 5.9	5.3	7.1	5.2	6.9	585 / 20.7	19.3	23.9	24 / 585	WCBS
3	WSKQ-F	SP-TP	21 / 5.2	1.6	1.2	1.4	1.4	254 / 9.0	3.9	2.7	21 / 254	WSKQ-F
3	WEZN-F	SAC	21 / 5.2	4.0	4.8	4.9	4.8	387 / 13.7	14.4	13.1	21 / 387	WEZN-F
5	WEBE-F	AC	20 / 4.9	6.5	5.7	7.5	5.8	462 / 16.3	21.5	16.3	20 / 462	WEBE-F
6	WFAN	SPRST	19 / 4.7	5.3	4.5	6.1	6.0	418 / 14.8	15.9	15.7	19 / 418	WFAN
7	WXRK-F	T/NR	16 / 3.9	6.0	4.5	4.2	4.8	329 / 11.6	13.3	14.9	16 / 329	WXRK-F
8	WPAT-F	SP-C	15 / 3.7	2.1	2.9	0.7	0.7	176 / 6.2	3.3	3.8	15 / 176	WPAT-F
9	WOHT-F	U/CHR	14 / 3.4	4.6	4.5	3.5	4.8	310 / 11.0	8.7	9.5	14 / 310	WOHT-F
10	WSTC	N/T	13 / 3.2	2.6	1.9	2.3	1.4	139 / 4.9	6.3	4.1	13 / 139	WSTC
10	WOXR-F	CL	13 / 3.2	3.0	6.0	2.8	1.6	194 / 6.9	7.8	11.7	13 / 194	WOXR-F
12	WPLJ-F	CHR/JAC	12 / 3.0	2.1	1.7	0.7	1.6	290 / 10.2	10.1	6.6	12 / 290	WPLJ-F
13	WBLS-F	B/A/C	11 / 2.7	1.6	2.4	2.1	1.6	149 / 5.2	6.6	7.2	11 / 149	WBLS-F
14	WKHL-F	O	10 / 2.5	2.8	3.3	3.7	4.1	261 / 9.2	10.8	11.0	10 / 261	WKHL-F

12+ FM Share (Metro): 75.51% (259 of 343) (Fall 98: 69.53%)

18-34	18-49	25-54	35+	Wom 25-54	Men 25-54	12+ AMD	12+ Mid	12+ PMD	12+ Eve	12+ Wknd
1 WHTZ-F >	1 WHTZ-F	1 WFAN	1 WCBS >	1 WEBE-F	1 WFAN	1 WHTZ-F <	1 WHTZ-F	1 WHTZ-F	1 WHTZ-F >	1 WHTZ-F >
2 WSKQ-F	2 WSKQ-F	1 WSKQ-F <	2 WFAN <	1 WPAT-F	2 WSKQ-F	2 WCBS	2 WEZN-F	2 WEZN-F <	2 WOHT-F	2 WCBS
3 WOHT-F	3 WPAT-F <	3 WEBE-F	3 WEBE-F <	1 WBLS-F	3 WHTZ-F	3 WFAN <	3 WEBE-F <	3 WSKQ-F <	3 WEZN-F	3 WEBE-F <
4 WXRK-F	4 WXRK-F <	3 WHTZ-F <	4 WEZN-F <	4 WPLJ-F	4 WXRK-F	4 WXRK-F <	4 WPAT-F <	4 WCBS	4 WEBE-F <	4 WSKQ-F
4 WEZN-F	5 WEZN-F	5 WPAT-F <	5 WOXR-F <	4 WEZN-F	4 WCBS	5 WSKQ-F	5 WCBS <	5 WFAN <	5 WPAT-F	5 WPAT-F
4 WPAT-F	5 WEBE-F <	6 WEZN-F <	6 WSTC <	4 WSKQ-F	6 WKHL-F	6 WSTC <	6 WBLS-F	6 WEBE-F	6 WSTC	6 WEZN-F
7 WBLS-F >	7 WBLS-F	7 WHTZ-F	7 WHTZ-F	4 WHTZ-F	6 WEBE-F	7 WEZN-F	6 WOXR-F	7 WPAT-F	6 WSKQ-F	6 WOHT-F <
7 WOHT-F	7 WCBS	8 WKHL-F	8 WCBS	6 WPAT-F	8 WEBE-F	8 WEBE-F	6 WPLJ-F	8 WOHT-F	8 WCBS	8 WFAN
9 WFAN	7 WXRK-F	9 WPLJ-F	8 WXRK-F >	9 WAXQ-F	9 WPLJ-F	9 WSKQ-F	9 WOXR-F	8 WOXR-F		
10 WPLJ-F	10 WPLJ-F	9 WPAT-F		9 WEZN-F	10 WNLK	10 WKHL-F <	9 WBLS-F <			

Other Rated Stations	Metro Share	Cume Rating	TSA AQH Cume
WEFX-F	AOR	95.9	Norwalk 1.5 7.5 6 213
WNLK	N/T	1350	Norwalk 1.2 2.6 5 74

Other Rated Stations--Outside Market	Metro Share	Cume Rating	TSA AQH Cume
WABC	T	770	New York 2.2 6.4 9 183
WAXQ-F	CL AOR	104.3	New York 1.2 4.3 5 122
WBBR	BIZ	1130	New York 1.0 3.9 4 112
WBLS-F	AC/CHR	106.1	Patchogue, NY 1.0 5.3 4 151
WCBS-F	O	101.1	New York 1.7 5.4 7 152
WICC	FS	600	Bridgeport 1.2 2.1 5 58
WINS	N	1010	New York 0.7 5.4 3 154
WKTU-F	CHR/U	103.5	Lake Success, NY 1.5 8.0 6 228
WLJR-F	AOR-NR	92.7	Garden City, NY 0.7 4.1 3 116
WLTW-F	SAC	106.7	New York 1.5 5.1 6 144
WMJC-F	C	94.3	Smithtown, NY 0.7 2.6 3 72
WNEW-F	T	102.7	New York 0.7 4.1 3 116
WOR	T	710	New York 1.5 5.3 6 149
WQCD-F	J	101.9	New York 1.7 6.5 7 185
WRKI-F	AOR	95.1	Brookfield 0.5 2.3 2 65
WRKS-F	B/A/C	98.7	New York 1.5 5.7 6 161
WTJM-F	B/O	105.1	New York 1.5 5.8 6 164
WYNY-F	C	107.1	Briarcliff Manor, NY 1.2 4.7 5 134

AM Stations

WNLK	1350	1 kw/0.5 kw (DA-2)	News/Talk	ABC, Westwd	Sentry	Cox	Norwalk
WSTC	1400	0.78 kw	News/Talk	ABC, Westwd	Sentry	Cox	Stamford

FM Stations

WEBE	107.9	50 kw @ 384	AC	Christal	Aurora	Westport
WEFX	95.9	3 kw @ 298	AOR	Sentry	Cox	Norwalk
WKHL	96.7	3 kw @ 328	Oldies	Sentry	Cox	Stamford

Notes: Other ranked stations -- See New York or Bridgeport in the Fall 1999 American Radio ... The market's Metro and Total survey areas are the same

STATE COLLEGE, PA

Arbitron Rank 237	Pop (12+) 118,800	Stations 14 / 8	% Below Line: 20.8
Market TSL In Hours 18.75		Diarles: 432/275:1/58.6%	% Not Listed: 22.7
Average Persons Rating: 13.7		Sample Target: 450	Total Retail Sales: \$1.14 Bil.

12+ Metro	Format	Fall 99 1/4 Share	Spg 99	Fall 98	Spg 98	Fall 97	12+ Metro Cume / Rtg	Spg 99	Fall 98	12+ TSA AQH / Cume	
1	WZWW-F	23 / 14.1	13.8	12.2	14.1	19.8	301 / 25.3	25.7	25.3	25 / 330	WZWW-F
2	WQWK-F	20 / 12.3	9.2	8.4	9.4	9.6	232 / 19.5	15.3	17.6	27 / 323	WQWK-F
3	WBHV-F	19 / 11.7	14.5	9.6	10.0	10.9	356 / 29.9	32.2	24.3	22 / 421	WBHV-F
4	WFGY-F	18 / 11.0	9.9	11.6	12.3	14.1	237 / 20.0	21.4	19.6	56 / 763	WFGY-F
5	WRSC-AA	11 / 6.7	3.3	6.4	4.7	8.3	221 / 18.6	10.8	18.5	13 / 249	WRSC-AA
6	WNCL-F	10 / 6.1	6.6	0.6	1.2	1.3	162 / 13.6	12.7	3.9	12 / 225	WNCL-F
7	WGMR-F	7 / 4.3	6.6	7.7	8.2	5.8	200 / 16.9	20.8	25.2	16 / 398	WGMR-F
8	WBUS-F	6 / 3.7	5.9	10.3	8.8		140 / 11.8	16.5	13.2	11 / 237	WBUS-F

12+ FM Share (Metro): 88.89% (112 of 126) (Fall 98: 86.55%)

18-34	18-49	25-54	35+	Wom 25-54	Men 25-54	12+ AMD	12+ Mid	12+ PMD	12+ Eve	12+ Wknd
1 WQWK-F >	1 WQWK-F <	1 WZWW-F	1 WFGY-F <	1 WZWW-F >	1 WQWK-F >>	1 WZWW-F	1 WZWW-F	1 WZWW-F <	1 WBHV-F	1 WFGY-F <
2 WZWW-F	2 WZWW-F	2 WFGY-F <	2 WZWW-F >	2 WFGY-F >	2 WFGY-F	2 WBHV-F <	2 WQWK-F	2 WQWK-F <	2 WQWK-F >	2 WBHV-F
2 WBHV-F >	3 WBHV-F >	3 WQWK-F	3 WNCL-F	3 WNCL-F	2 WZWW-F	3 WFGY-F	3 WFGY-F	3 WBHV-F	3 WGMR-F	3 WZWW-F
4 WGMR-F >	4 WFGY-F >	4 WNCL-F	3 WRSC-AA >	3 WBHV-F >>	2 WNCL-F	3 WQWK-F	4 WNCL-F	4 WFGY-F >	3 WFGY-F	4 WQWK-F
5 WFGY-F	5 WGMR-F	5 WBHV-F	5 WBUS-F	5 WFGI-F >>	2 WBUS-F	5 WRSC-AA >	4 WBHV-F	5 WNCL-F	5 WZWW-F	5 WRSC-AA >
	5 WNCL-F >	6 WBUS-F	5 WBHV-F		6 WRSC-AA >	6 WNCL-F >	6 WRSC-AA	6 WGMR-F	6 WNCL-F >	6 WBUS-F
		6 WRSC-AA >						6 WRSC-AA >		

Other Rated Stations				Metro Share	Cume Rating	TSA AQH Cume	Other Rated Stations--Outside Market				Metro Share	Cume Rating	TSA AQH Cume
WMAJ	T	1450	State College	1.8	7.6	4 106	WALY-F	O	103.9	Bellwood	0.6	3.3	4 73
							WFGI-F	C	94.5	State College	3.1	5.4	6 94
							WOWQ-F	C	102.1	Du Bois	0.6	2.4	20 257
							WQBR-F	C	99.9	Avis	1.2	2.6	5 74

AM Stations

WBLF	970	1 kw/0.074 kw	Simul. WRSC							Bellefonte
WRSC	1390	2 kw/1 kw (DA-N)	Full Service		ABC, ESPN, 1/1	Mc-Guild	Dame, pend.			

FM Stations

WBHV	103.1	0.37 kw @ 1306	CHR			Christal	Burbach			
WBUS	93.7	0.33 kw @ 1361	Classic Hits		Source	--				Boalsburg
WNCL	107.9	0.45 kw @ 1175	Oldies			Mc-Guild	Dame, pend.			Port Matilda
WQWK	97.1	2 kw @ 403	AOR			Mc-Guild	Dame, pend.			University Park
WZWW	95.3	0.794 kw @ 636	AC		Westwd, CNN, CBS	Allied	Talleyrand			Bellefonte

Notes: WFGY-F -- See Altoona in the Fall 1999 American Radio . . . 1/00 WBLF, WNCL-F, WQWK-F and WRSC sold by Marathon to Dame (with Johnstown stations) for \$7,500,000 (Fischer)

SUSSEX, NJ

Arbitron Rank 239 Pop (12+) 117,400
 Market TSL In Hours 23.00
 Average Persons Rating: 17.6

Stations 27 / 4
 Diaries: 345/340:1/57.0%
 Sample Target: 350

% Below Line: 55.7
 % Not Listed: 13.0
 Total Retail Sales: \$1.16 Bil.

12+ Metro	Format	Fail 99 1/4 Share	Spg 99	Fail 98	Spg 98	Fail 97	12+ Metro Cume / Rtg	Spg 99	Fail 98	12+ TSA AQH / Cume	
1	WSUS-F	AC	26 / 12.6	11.9	13.2	10.6	402 / 34.2	34.0	38.0	28 / 438	WSUS-F
2	WNNJ-F	CL HITS	25 / 12.1	9.6	10.6	10.6	310 / 26.4	24.1	32.3	30 / 396	WNNJ-F
3	WXRK-F	T/NR	15 / 7.3	4.5	5.8	6.1	191 / 16.3	15.3	14.2	15 / 215	WXRK-F
4	WPLJ-F	CHR/AC	11 / 5.3	5.7	5.3	6.1	192 / 16.4	15.6	15.8	12 / 202	WPLJ-F
4	WHTZ-F	CHR	11 / 5.3	2.3	2.1	4.5	246 / 21.0	12.2	13.8	11 / 266	WHTZ-F
6	WABC	T	9 / 4.4	5.1	4.8	6.7	144 / 12.2	14.7	13.9	10 / 172	WABC
7	WLTW-F	SAC	8 / 3.9	4.0	3.2	3.3	136 / 11.6	9.3	11.6	10 / 154	WLTW-F
8	WNNJ	ST	7 / 3.4	2.3	1.6		80 / 6.8	3.4	4.0	7 / 80	WNNJ
8	WHCY-F	C	7 / 3.4	8.5	7.9	5.6	125 / 10.7	12.2	17.1	11 / 168	WHCY-F
8	WCBS-F	O	7 / 3.4	2.8	3.7	5.0	142 / 12.1	9.3	8.9	7 / 157	WCBS-F

12+ FM Share (Metro): 83.89% (151 of 180) (Fail 98: 84.43%)

18-34	18-49	25-54	35+	Wom 25-54	Men 25-54	12+ AMD	12+ Mid	12+ PMD	12+ Eve	12+ Wknd
1 WNNJ-F >	1 WNNJ-F	1 WNNJ-F	1 WSUS-F >	1 WSUS-F	1 WXRK-F	1 WSUS-F <	1 WNNJ-F	1 WNNJ-F	1 WSUS-F	1 WNNJ-F
2 WXRK-F	2 WSUS-F	1 WSUS-F >	2 WNNJ-F >	2 WNNJ-F >>	2 WNNJ-F >	2 WXRK-F	2 WSUS-F >>	2 WSUS-F >	2 WABC	2 WSUS-F >
3 WPLJ-F	3 WXRK-F >	3 WXRK-F >	3 WABC	3 WLTW-F	3 WSUS-F >	3 WNNJ-F >	3 WXRK-F	3 WHTZ-F	3 WHTZ-F	3 WPLJ-F
3 WHTZ-F	4 WPLJ-F	4 WPLJ-F	4 WXRK-F	3 WCBS-F	4 WAXQ-F	4 WPLJ-F	4 WLTW-F <	4 WLTW-F	4 WNNJ-F	4 WNNJ
5 WSUS-F >	5 WLTW-F	5 WLTW-F	5 WNNJ	5 WHTZ-F	5 WABC	5 WHTZ-F	5 WABC	4 WPLJ-F	4 WRRV-F	4 WHTZ-F >
6 WLTW-F	5 WHTZ-F	5 WAXQ-F	5 WCBS-F	5 WHCY-F	6 WFAN	6 WHCY-F <	6 WCBS-F <	6 WNEW-F	6 WPLJ-F	6 WABC
6 WRRV-F	7 WAXQ-F	5 WHCY-F	5 WFAN	5 WPLJ-F >	6 WPLJ-F	7 WFAN	7 WHTZ-F <	6 WXRK-F	6 WXRK-F	6 WQXR-F
6 WHCY-F >	7 WHCY-F	8 WABC			6 WHTZ-F	8 WAXQ-F	8 WHCY-F	8 WHCY-F >	8 WHCY-F >	6 WCBS
		8 WCBS-F			6 WHCY-F >	9 WFAN <	9 WXXW-F			6 WCBS-F
		8 WHTZ-F								

Other Rated Stations--Outside Market				Metro Share	Cume Rating	TSA AQH	Cume
WAXQ-F	CL AOR	104.3	New York	2.9	6.0	7	81
WCBS	N	880	New York	2.4	8.4	5	106
WDHA-F	AOR	105.5	Dover	1.5	6.8	3	80
WFAN	SPRTS	660	New York	2.9	9.4	8	143
WKTU-F	CHR/U	103.5	Lake Success, NY	1.0	6.6	2	77
WXXW-F	T	101.5	Trenton	1.9	6.4	4	75
WNEW-F	T	102.7	New York	1.5	6.9	3	90
WODE-F	O	99.9	Easton, PA	2.4	5.6	7	142
WOR	T	710	New York	1.0	3.8	2	83
WPDH-F	CL AOR	101.5	Poughkeepsie, NY	0.5	3.9	1	61
WQHT-F	U/CHR	97.1	New York	0.5	3.7	2	60
WQXR-F	CL	96.3	New York	1.9	3.9	4	46
WRRV-F	AOR-NR	92.7	Middletown, NY	2.4	5.7	6	113
WSPK-F	CHR	104.7	Poughkeepsie, NY	1.0	4.5	4	108
WTJM-F	B/O	105.1	New York	1.0	2.7	2	37
WTSX-F	O	96.7	Port Jervis, NY	1.0	3.0	3	87
WWYY-F	C	107.1	Belvidere, NJ	0.5	4.0	1	47

AM Stations

WNNJ	1360	2 kw/0.32 kw (DA-2)	Standards	Westwd	---	Nassau	Newton
------	------	---------------------	-----------	--------	-----	--------	--------

FM Stations

WHCY	106.3	0.43 kw @ 859	Country	---	Nassau	Blairstown
WNNJ	103.7	2.3 kw @ 892	Classic Hits	---	Nassau	Newton
WSUS	102.3	0.59 kw @ 745	AC	---	Nassau	Franklin

Notes: Other ranked stations -- See Newburgh-Middletown, or in the Fall 1999 American Radio, New York

TEXARKANA, TX-AR

Arbitron Rank 246	Pop (12+) 101,700	Stations 20 / 15	% Below Line: 7.6
Market TSL in Hours 17.75		Diaries: 341/298:1/50.7%	% Not Listed: 14.4
Average Persons Rating: 13.0		Sample Target: 310	Total Retail Sales: \$1.50 Bil.

12+ Metro	Format	Fall 99		Spg 99	Fall 98	Spg 98	Fall 97	12+ Metro Cume / Rtg	Spg 99	Fall 98	12+ TSA AQH / Cume	
		1/4	Share									
1	KEWL-AF	O	19 / 14.4	8.3	8.4	7.6	7.6	164 / 16.2	20.6	16.7	27 / 337	KEWL-AF
2	KKYR-F	C	18 / 13.7	22.6	20.8	13.9	20.6	272 / 26.7	32.6	36.3	32 / 491	KKYR-F
3	KTOY-F	B	16 / 12.1	13.6	7.1	12.0	6.9	153 / 15.0	16.1	15.5	19 / 199	KTOY-F
4	KPWW-F	CHR	13 / 9.9	8.3	11.0	12.0	4.1	227 / 22.3	26.6	25.9	21 / 388	KPWW-F
5	KZRB-F	B	7 / 5.3	3.8	5.8	8.8	5.5	127 / 12.4	9.7	15.7	22 / 296	KZRB-F
5	KYGL-F	CL AOR	7 / 5.3	3.0	5.8	5.0	7.6	158 / 15.6	12.0	13.5	15 / 301	KYGL-F
7	KRUF-F	CHR	5 / 3.8	3.0	3.9	4.4	7.6	119 / 11.7	14.8	18.6	13 / 262	KRUF-F
7	KPYN-F	G	5 / 3.8	5.3	4.5	3.8	3.4	98 / 9.6	11.2	9.4	12 / 231	KPYN-F
7	KMJI-F	AC	5 / 3.8					74 / 7.2			6 / 101	KMJI-F

12+ FM Share (Metro): 96.46% (109 of 113) (Fall 98: 93.18%)

18-34	18-49	25-54	35+	Wom 25-54	Men 25-54	12+ AMD	12+ Mid	12+ PMD	12+ Eve	12+ Wknd
1 KPWW-F	1 KEWL-AF	1 KEWL-AF >	1 KEWL-AF	1 KKYR-F	1 KEWL-AF >>	1 KTOY-F	1 KEWL-AF	1 KEWL-AF >	1 KKYR-F	1 KKYR-F <
2 KTOY-F	2 KTOY-F	2 KKYR-F	2 KKYR-F >	2 KTOY-F	2 KYGL-F >	2 KEWL-AF <	2 KKYR-F	2 KPWW-F <	2 KEWL-AF	2 KTOY-F
2 KKYR-F	3 KKYR-F	3 KTOY-F	3 KTOY-F >	2 KEWL-AF	3 KKYR-F >	3 KKYR-F >	3 KTOY-F <	3 KKYR-F	2 KZRB-F	3 KEWL-AF
4 KYGL-F	3 KPWW-F >	4 KYGL-F	4 KPYN-F >	4 KPWW-F	4 KTOY-F	4 KPWW-F >	4 KPWW-F >>	4 KTOY-F >	2 KPWW-F	4 KPWW-F
5 KRUF-F	5 KYGL-F >	4 KPWW-F >>	5 KPWW-F	5 KMJI-F >	4 KHSP-F >>	5 KYGL-F	5 KPYN-F	5 KYGL-F	5 KTOY-F	5 KZRB-F
5 KZRB-F			5 KMJI-F			5 KPYN-F	5 KYGL-F	6 KZRB-F	5 KYGL-F >	6 KYGL-F
5 KEWL-AF >			5 KYGL-F >							

Other Rated Stations				Metro Share	Cume Rating	TSA AQH Cume	Other Rated Stations--Outside Market				Metro Share	Cume Rating	TSA AQH Cume		
KCMC	SPRTS	740	Texarkana, TX	1.5	4.5	2	49	KITT-F	C	93.7	Shreveport	0.8	3.1	4	113
KHSP-F	REL-CC	103.9	Ashdown, AR	3.0	7.8	6	114	KRMD-F	C	101.1	Shreveport	0.8	5.5	6	162
KKYR	C	790	Texarkana, AR	0.0	1.1	0	22	KTAL-F	AOR	98.1	Texarkana, TX	1.5	6.6	8	204
KTFS	T	940	Texarkana, TX	1.5	3.3	3	36	KTUX-F	AOR	98.9	Carthage, TX	0.8	3.6	5	115
KTWN-F	CHR	107.1	Texarkana, AR	2.3	9.2	4	133								
KXAR-F	B	101.7	Hope, AR	1.5	6.6	10	224								

AM Stations

KEWL	1400	1 kw	Simul. KEWL-F	Texarkana, TX
------	------	------	---------------	---------------

FM Stations

KEWL	95.1	25 kw @ 325	Oldies	USA	D&R	KEWL/KOWS-F	New Boston, TX
KKYR	102.5	100 kw @ 459	Country		Sentry	AMFM	
KMJI	93.3	7.4 kw @ 597	AC		--		Ashdown, AR
KPWW	95.9	11.3 kw @ 485	CHR		Sentry	AMFM	Hooks
KPYN	100.1	50 kw @ 492	Southern Gospel		--	KALT	Atlanta, TX
KTOY	104.7	3 kw @ 328	Black	ABC	Allied		
KYGL	106.3	50 kw @ 492	Classic AOR		Sentry	AMFM	
KZRB	103.5	50 kw @ 492	Black		--		New Boston, TX

Notes: KRUF-F -- See Shreveport in the Fall 1999 American Radio ... 10/99 AMFM and Clear Channel announced plans to merge

TRAVERSE CITY-PETOSKEY, MI

Arbitron Rank 196	Pop (12+) 166,300	Stations 22 / 20	% Below Line: 1.5
Market TSL In Hours 21.75		Diaries: 610/273:1/59.9%	% Not Listed: 16.9
Average Persons Rating: 16.4		Sample Target: 540	Total Retail Sales: \$2.6 Bil.

12+ Metro	Format	Fall 99 1/4 Share	Spg 99	Fall 98	Spg 98	Fall 97	12+ Metro Cume / Rtg	Spg 99	Fall 98	12+ TSA AQH / Cume	
1	WTCM-FF	C	46 / 16.9	14.3	15.5	15.9	17.8	541 / 32.5	25.7	31.0	83 / 991
2	WKLT-FF	AOR	24 / 8.8	10.9	7.9	10.9	11.0	359 / 21.6	20.6	19.9	35 / 492
3	WKPK-F	CHR	20 / 7.4	6.9	4.0	7.0	7.2	352 / 21.2	23.6	18.6	34 / 615
4	WTCM	N/T	16 / 5.9	8.8	7.1	8.9	8.3	254 / 15.3	17.9	17.2	20 / 322
5	WCCW-F	O	15 / 5.5	8.4	4.8	5.8	4.5	244 / 14.7	19.6	11.5	17 / 316
6	WLDR-F	AC	14 / 5.1	3.6	3.6	4.7	3.8	184 / 11.1	13.2	11.3	17 / 260
7	WKHQ-F	CHR	13 / 4.8	5.8	5.9	5.8	6.1	358 / 21.5	19.8	21.9	15 / 469
7	WGFM-FF	CL AOR	13 / 4.8	7.6	8.0	6.6	4.6	313 / 18.8	25.0	19.6	34 / 467
9	WJZJ-FF	AOR-NR	12 / 4.4	4.7	2.8	3.9	1.5	213 / 12.8	14.5	11.4	17 / 346
10	WMKC-F	C	10 / 3.7	1.8	3.6	3.5	7.2	193 / 11.6	7.9	11.5	29 / 453
10	WLXT-F	SAC	10 / 3.7	4.4	7.9	4.3	2.3	149 / 9.0	12.7	13.1	18 / 295
12	WCCW	ST	8 / 3.3	3.3	1.6	1.9	1.5	75 / 4.5	5.1	3.7	9 / 82

12+ FM Share (Metro): 84.51% (191 of 226) (Fall 98: 88.57%)

18-34	18-49	25-54	35+	Wom 25-54	Men 25-54	12+ AMD	12+ Mid	12+ PMD	12+ Eve	12+ Wknd
1 WTCM-FF	1 WTCM-FF	1 WTCM-FF >	1 WTCM-FF >>	1 WTCM-FF >>	1 WKLT-FF	1 WTCM-FF >	1 WTCM-FF >	1 WTCM-FF >	1 WKPK-F	1 WTCM-FF >
2 WKLT-FF	2 WKLT-FF >	2 WKLT-FF >	2 WKLT-FF >	2 WKLT-FF >	2 WLDR-F	2 WTCM-FF	2 WTCM-FF >	2 WKLT-FF	2 WKLT-FF	2 WKPK-F
3 WJZJ-FF	3 WGFM-FF	3 WGFM-FF <	3 WCCW-F <	3 WCCW-F <	3 WKPK-F	3 WKLT-FF	3 WTCM	3 WKPK-F	3 WTCM-FF >	3 WKLT-FF >
4 WKPK-F	4 WJZJ-FF	4 WCCW-F	4 WTCM	3 WKPK-F	4 WJZJ-FF	4 WCCW-F	4 WCCW-F <	4 WLDR-F	4 WKHQ-F	4 WKHQ-F
5 WLDR-F	4 WLDR-F	4 WLDR-F	5 WCCW	3 WKLT-FF	5 WTCM	5 WTCM	5 WLDR-F	5 WJZJ-FF	5 WLXT-F	5 WJZJ-FF
5 WKHQ-F	6 WKPK-F	6 WJZJ-FF	5 WGFM-FF	6 WGFM-FF	5 WCCW-F	5 WKPK-F	6 WJZJ-FF	5 WTCM	6 WJZJ-FF	5 WMKC-F
	7 WKHQ-F	7 WKHQ-F	7 WMKC-F	6 WLXT-F	7 WKHQ-F	7 WKHQ-F	7 WKPK-F	5 WCCW-F	6 WLDR-F	7 WBYB-FF
	7 WCCW-F		7 WLXT-F	6 WKHQ-F			7 WLXT-F <		6 WMKC-F	7 WCCW-F
			7 WLDR-F							7 WTCM

Other Rated Stations	Metro Share	Cume Rating	TSA AQH Cume	Other Rated Stations--Outside Market	Metro Share	Cume Rating	TSA AQH Cume
WBYB-FF C	94.3	Leland	2.6 9.3 12 316	WLXV-F SAC	96.7	Cadillac	1.1 2.4 4 101
WJML T	1110	Petoskey	1.5 2.0 8 55	WUPS-F AC	98.5	Houghton Lake	0.4 2.5 11 246
WMBN ST	1340	Petoskey	2.2 3.9 6 80				

AM Stations

WCCW	1310	5 kw (Days)	Standards	ABC	--	Biederman
WTCM	580	15 kw/0.8 kw (DA-2)	News/Talk	ABC, Westwd, Talknt	Katz	Biederman Traverse City

FM Stations

WBCM	93.5	14 kw @ 928	Simul. WTCM-F			Boyne City
WCCW	107.5	50 kw @ 492	Oldies	ABC	--	Biederman Traverse City
WGFM	105.1	100 kw @ 610	Simul. WGFN-F			Cheboygan
WGFN	98.1	12.1 kw @ 738	Classic AOR		Allied	Northern Star Glen Arbor
WJZJ	95.5	23 kw @ 695	New Rock		Allied	Northern Star Glen Arbor
WKHQ	105.9	100 kw @ 899	CHR	AMFM	Mc-Guild	Garber Charlevoix
WKLT	97.5	31.6 kw @ 617	AOR	ABC	Christal	Northern Kalkaska
WKLZ	98.9	52 kw @ 1187	Simul. WKLT-F			Petoskey
WKPK	106.7	100 kw @ 580	CHR	Westwd	Christal	Northern Gaylord
WLDR	101.9	100 kw @ 630	AC	Westwd, CNN	Patt	Traverse City
WLJZ	94.5	18.5 kw @ 380	Simul. WJZJ-F			Mackinaw City
WLXT	96.3	100 kw @ 981	Soft AC		Mc-Guild	Garber Petoskey
WMKC	102.9	100 kw @ 1037	Country		Allied	Northern Star St. Ignace
WTCM	103.5	100 kw @ 990	Country	ABC	Katz	Biederman Traverse City

Notes: The market's name has been changed from "Northwest Michigan (Traverse City-Petoskey-Charlevoix)"

TRENTON, NJ

Arbitron Rank 138	Pop (12+) 284,800	Stations 38 / 6	% Below Line: 53.8
Market TSL in Hours 19.50		Diaries: 630/452:1/54.4%	% Not Listed: 16.4
Average Persons Rating: 14.7		Sample Target: 620	Total Retail Sales: \$3.1 Bil.

12+ Metro	Format	Fall 99 1/4 Share	Spg 99	Fall 98	Spg 98	Fall 97	12+ Metro Cume / Rtg	Spg 99	Fall 98	12+ TSA AQH / Cume		
1	WPST-F	CHR	40 / 9.5	10.6	6.6	6.6	8.1	737 / 25.9	28.0	21.8	125 / 2941	WPST-F
2	WNJO-F	O	26 / 6.2	6.1	5.9	7.0	0.5	475 / 16.7	14.7	12.6	65 / 1305	WNJO-F
3	WKXW-F	T	22 / 5.2	8.7	5.9	6.0	8.1	615 / 21.6	20.5	19.1	116 / 2742	WKXW-F
3	WDAS-F	B/IAC	22 / 5.2	4.5	5.9	5.3	4.0	242 / 8.5	8.6	8.5	48 / 619	WDAS-F
5	WIMG	B/G	18 / 4.3	2.6	4.0	2.8	2.1	191 / 6.7	4.0	6.0	21 / 225	WIMG
6	WBUD	O	17 / 4.1	3.2	4.0	4.9	3.3	201 / 7.0	7.2	6.4	22 / 245	WBUD
7	WUSL-F	B	16 / 3.8	2.9	3.6	5.7	4.7	321 / 11.3	8.7	11.3	44 / 1010	WUSL-F
8	WYSP-F	T/CL AOR	15 / 3.6	4.8	4.3	3.8	5.2	403 / 14.2	13.4	12.6	132 / 2513	WYSP-F
8	WJZ-F	J	15 / 3.6	3.4	4.3	2.3	4.3	197 / 6.9	8.9	9.4	52 / 1008	WJZ-F
10	WXTU-F	C	12 / 2.9	3.2	3.8	3.6	4.0	260 / 9.1	7.4	7.8	92 / 1343	WXTU-F
11	WOGL-F	O	11 / 2.6	2.6	2.4	3.8	3.1	303 / 10.6	6.7	6.6	66 / 1619	WOGL-F
11	WMMR-F	AOR	11 / 2.6	3.4	3.1	3.4	2.6	267 / 9.4	11.2	9.8	88 / 1788	WMMR-F
11	WLCE-F	CL HITS	11 / 2.6	1.6	2.1	2.1	4.5	332 / 11.7	6.8	8.6	63 / 1550	WLCE-F
14	WEMG-AF	SP-TP	10 / 2.4		0.6	0.5		72 / 2.5			15 / 150	WEMG-AF

12+ FM Share (Metro): 84.33% (296 of 351) (Fall 98: 79.60%)

18-34	18-49	25-54	35+	Wom 25-54	Men 25-54	12+ AMD	12+ Mid	12+ PMD	12+ Eve	12+ Wknd
1 WPST-F >	1 WPST-F >	1 WPST-F	1 WNJO-F	1 WPST-F	1 WYSP-F	1 WPST-F	1 WPST-F >	1 WPST-F	1 WPST-F	1 WPST-F
2 WYSP-F	2 WDAS-F	2 WDAS-F <	2 WKXW-F <	2 WDAS-F	2 WKXW-F	2 WKXW-F <	2 WNJO-F	2 WNJO-F	1 WDAS-F >	2 WNJO-F
3 WUSL-F	3 WYSP-F	3 WNJO-F	3 WBUD	3 WIMG	3 WMMR-F	3 WYSP-F	3 WJZ-F <	3 WKXW-F	3 WUSL-F	3 WIMG <
3 WDAS-F	4 WNJO-F <	4 WKXW-F	3 WPST-F <	3 WNJO-F	3 WNJO-F	4 WDAS-F	4 WBUD	4 WDAS-F	3 WNJO-F	4 WDAS-F
5 WLCE-F	5 WUSL-F	5 WJZ-F	5 WIMG	5 WJZ-F	5 WPST-F	5 WIMG <	5 WDAS-F <	5 WIMG	3 WPHI-F >	5 WUSL-F <
6 WEMG-AF	5 WJZ-F <	5 WYSP-F	6 WDAS-F <	6 WOGL-F	6 WXTU-F	6 WNJO-F	6 WKXW-F <	5 WUSL-F	6 WJZ-F	6 WBUD
7 WPHI-F	7 WEMG-AF	7 WIMG	7 WJZ-F	6 WKXW-F	6 WDAS-F	7 WXRK-F <	7 WMMR-F	7 WEMG-AF	6 WIOQ-F	6 WKXW-F <
	7 WKXW-F		8 WXTU-F	8 WLCE-F	8 WUSL-F	8 WUSL-F <		7 WBUD	8 WIMG	8 WXTU-F
								7 WLCE-F <		8 WOGL-F <

Other Rated Stations				Metro Share	Cume Rating	TSA AQH Cume	Other Rated Stations--Outside Market				Metro Share	Cume Rating	TSA AQH Cume
WPRB-F	VA	103.3	Princeton	0.5	2.2	4 185	WABC	T	770	New York	0.5	2.3	43 795
							WAWZ-F	REL	99.1	Zarephath	0.7	2.9	14 329
							WBEB-F	AC	101.1	Philadelphia	1.9	5.0	97 1482
							WCBS	N	880	Philadelphia	1.0	3.2	23 778
							WEJM-F	B/O	95.7	Philadelphia	1.7	4.5	37 794
							WFAN	SPRTS	660	New York	1.7	6.0	47 1194
							WIOQ-F	CHR	102.1	Philadelphia	2.1	10.3	74 2001
							WKTU-F	CHR/U	103.5	Lake Success, NY	0.5	2.3	27 674
							WLTW-F	SAC	106.7	New York	0.5	3.6	16 473
							WMGK-F	CL HITS	102.9	Philadelphia	1.9	8.8	68 1596
							WMGQ-F	AC	98.3	New Brunswick	0.5	1.4	23 383
							WOR	T	710	New York	1.2	2.4	82 1085
							WPAT-F	SP-C	93.1	Paterson	0.5	2.0	4 129
							WPHI-F	B	103.9	Jenkintown, PA	2.1	6.8	27 641
							WPHT	T	1210	Philadelphia	0.5	1.7	14 526
							WPLJ-F	CHR	95.5	New York	1.0	4.0	38 1056
							WQCD-F	J	101.9	New York	0.7	1.7	28 583
							WQHT-F	U/CHR	97.1	New York	1.0	4.2	36 643
							WQXR-F	CL	96.3	New York	1.2	2.2	10 247
							WSKQ-F	SP-TP	97.9	New York	1.0	2.4	39 237
							WWDB-F	T	96.5	Philadelphia	1.2	3.5	68 1082
							WXRK-F	T/NR	92.3	New York	1.4	6.8	83 1381

AM Stations

WBUD	1260	5 kw/2.5 kw (DA-2)	Oldies		Christal	Press
WIMG	1300	5 kw/1 kw (DA-2)	Black Gospel	WW1, AURN, CNN	Williams	

FM Stations

WKXW	101.5	19 kw @ 804	Talk		Christal	Press
WNJO	94.5	50 kw @ 492	Oldies		Katz	Nassau
WPST	97.5	50 kw @ 430	CHR	ABC	Katz	Nassau

Notes: Other ranked stations -- See Philadelphia or New York in the Fall 1999 American Radio

TRI-CITIES, WA (Richland-Kennewick-Pasco)

Arbitron Rank 206	Pop (12+) 147,800	Stations 19 / 16	% Below Line: 10.6
Market TSL In Hours 18.00		Diaries: 607/243:1/53.9%	% Not Listed: 18.1
Average Persons Rating: 13.5		Sample Target: 520	Total Retail Sales: \$1.71 Bil.

12+ Metro	Format	Fall 99 1/4 Share	Spq 99	Fall 98	Spq 98	Fall 97	12+ Metro Cume / Rtg	Spq 99	Fall 98	12+ TSA AQH / Cume		
1	KORD-F	C	18 / 9.1	7.2	8.3	5.3	7.6	233 / 15.7	16.8	17.0	40 / 467	KORD-F
2	KUJ-F	CHR	17 / 8.6	8.6	7.0	5.3	3.3	308 / 20.9	21.3	18.5	25 / 564	KUJ-F
3	KEYW-F	AC/CHR	16 / 8.1	7.7	7.4	8.8	6.2	284 / 19.2	20.1	23.8	17 / 293	KEYW-F
4	KONA-F	SAC	15 / 7.6	6.7	7.0	7.9	7.6	166 / 11.3	14.9	16.4	23 / 300	KONA-F
4	KEGX-F	CL AOR	15 / 7.6	7.2	8.8	4.9	5.2	197 / 13.3	15.6	15.9	33 / 382	KEGX-F
6	KONA	FS	14 / 7.0	9.1	7.0	7.1	8.5	289 / 19.6	19.6	19.8	22 / 409	KONA
7	KXRX-F	AOR	13 / 6.5	5.7	8.3	7.1	8.5	212 / 14.4	12.1	16.1	27 / 423	KXRX-F
8	KNLT-F	O	10 / 5.0	6.2	6.5	5.3	2.8	179 / 12.1	15.6	19.2	15 / 329	KNLT-F
9	KIOK-F	C	8 / 4.0	6.2	4.6	7.9	5.7	158 / 10.7	12.1	14.6	12 / 343	KIOK-F
10	KZHR-F	SP	7 / 3.5	4.3	3.2	5.7	6.2	105 / 7.1	6.3	7.3	23 / 220	KZHR-F
10	KTCR	T	7 / 3.5	3.4	2.8	3.1	4.7	114 / 7.7	5.7	6.7	7 / 121	KTCR

12+ FM Share (Metro): 82.21% (134 of 163) (Fall 98: 81.38%)

18-34	18-49	25-54	35+	Wom 25-54	Men 25-54	12+ AMD	12+ Mid	12+ PMD	12+ Eve	12+ Wknd
1 KXRX-F	1 KEYW-F	1 KEGX-F	1 KORD-F <	1 KONA-F	1 KEGX-F	1 KORD-F	1 KONA-F <	1 KUJ-F <	1 KUJ-F >	1 KORD-F
1 KEYW-F >	1 KXRX-F <	2 KORD-F	2 KONA <	1 KEYW-F	2 KXRX-F >	2 KEGX-F <	2 KONA <	2 KEYW-F	2 KONA-F	2 KUJ-F
3 KUJ-F >	3 KEGX-F <	2 KEYW-F	3 KONA-F	3 KORD-F >	3 KORD-F	3 KONA	3 KEGX-F	3 KORD-F	2 KEYW-F	3 KEYW-F
4 KORD-F	4 KORD-F	2 KONA-F	4 KEGX-F	4 KIOK-F	3 KEYW-F	4 KEYW-F	4 KORD-F	3 KNLT-F <	4 KONA	4 KXRX-F <
4 KEGX-F	5 KONA-F	5 KXRX-F	5 KNLT-F >	4 KEGX-F	3 KONA	5 KXRX-F	5 KXRX-F <	5 KEGX-F	5 KXRX-F	5 KONA
6 KZHR-F	6 KUJ-F	6 KONA	6 KTCR	6 KUJ-F	6 KTHK-F	5 KUJ-F <	6 KEYW-F >	5 KONA-F	5 KEGX-F	6 KONA-F
6 KIOK-F >	7 KIOK-F	7 KIOK-F	7 KIOK-F	6 KONA	6 KNLT-F	7 KONA-F	7 KUJ-F	7 KXRX-F >	7 KORD-F >	7 KEGX-F
	7 KONA >	8 KNLT-F	7 KALE	6 KZHR-F >	6 KONA-F >	8 KIOK-F	7 KNLT-F	8 KIOK-F		8 KZHR-F
						8 KTHK-F <	7 KTCR			8 KNLT-F

Other Rated Stations				Metro Share	Cume Rating	TSA AQH Cume	Other Rated Stations--Outside Market				Metro Share	Cume Rating	TSA AQH Cume
KALE	ST	960	Richland	2.5	4.5	7 105	KFFM-F	CHR	107.3	Yakima	1.0	3.4	8 203
KFLD	SPRTS	870	Pasco	1.5	6.2	4 123	KWHT-F	C	103.5	Pendleton, OR	1.0	2.5	10 170
KGDN-F	REL	101.3	Pasco	1.0	1.5	3 43							
KSGG-F	G	93.7	Pasco	0.5	1.8	2 34							
KTHK-F	CL AOR	97.9	Milton-Freewater, OR	2.5	8.2	12 211							
KTWY-F	REL-CC	93.3	Walla Walla	1.5	4.0	9 128							

AM Stations

KALE	960	5 kw/1 kw (DA-N)	Standards	CBS, Jones	D&R	New Northwest
KONA	610	5 kw (DA-2)	Full Service	ABC	Allied	
KTCR	1340	1 kw	Talk	Westwd, CNN, TARN	Christal	New Northwest

FM Stations

KEGX	106.5	100 kw @ 1053	Classic AOR	Westwd	Christal	New Northwest
KEYW	98.3	3 kw @ 195	AC/CHR		Mc-Guild	Marathon
KIOK	94.9	100 kw @ 1250	Country		D&R	New Northwest
KNLT	95.7	100 kw @ 427	Oldies		Christal	New NW, pend. Walla Walla
KONA	105.3	100 kw @ 1138	Soft AC	ABC	Allied	
KORD	102.7	100 kw @ 1100	Country		Mc-Guild	Marathon
KUJ	99.1	2.1 kw @ 1125	CHR		Tacher	Walla Walla
KXRX	97.1	50 kw @ 1338	AOR		Mc-Guild	Marathon
KZHR	92.5	54 kw @ 1243	Hispanic		—	KTWY-F Dayton

Notes: 11/99 KNLT-F sold to New Northwest for \$800,000 ... 1/00 KZXR (1310; Prosser)/KZXR-F (101.7; Prosser) sold to Moon Broadcasting for \$1,250,000 (Exline)

TUPELO, MS

Arbitron Rank 178	Pop (12+) 187,600	Stations 28 / 14	% Below Line: 21.9
Market TSL in Hours 19.25		Diaries: 611/307:1/50.9%	% Not Listed: 14.2
Average Persons Rating: 14.2		Sample Target: 610	Total Retail Sales: \$1.99 Bil.

12+ Metro	Format	Fall 99 1/4 Share	Spg 99	Fall 98	Spg 98	Fall 97	12+ Metro Cume / Rtg	Spg 99	Fall 98	12+ TSA AQH / Cume
1	WWZD-F	C	33 / 12.3	11.5	10.8	15.9	431 / 23.0	24.5	25.1	45 / 619
2	WESE-F	B	28 / 10.5	9.2	9.6	10.5	280 / 14.9	16.3	13.6	29 / 306
3	WWMS-F	C	22 / 8.2	6.9	8.9	7.0	333 / 17.7	16.8	11.7	36 / 622
3	WSMS-F	CL AOR	22 / 8.2	8.5	5.8	2.7	257 / 13.7	12.6	11.7	26 / 383
5	WSYE-F	SAC	19 / 7.1	6.1	8.5	5.8	331 / 17.6	16.3	18.6	41 / 703
6	WWKZ-F	CHR	18 / 6.7	9.6	9.2	14.0	406 / 21.6	23.0	25.2	27 / 537
7	WZLQ-F	AC/CHR	15 / 5.6	5.4	3.1	2.3	300 / 16.0	15.1	12.4	25 / 586
8	WFTA-F	AC	8 / 3.0	3.1	3.1	3.9	191 / 10.2	9.3	10.2	9 / 242
9	WBIP-F	G	7 / 2.6	3.8	4.2	2.7	155 / 8.3	8.1	9.2	9 / 230
10	WMXU-F	B/AC	6 / 2.2	1.5	2.3	1.6	102 / 5.5	4.1	5.5	15 / 212
10	WACR-F	B	6 / 2.2	1.2	1.5	2.3	66 / 3.5	5.2	4.8	15 / 191

12+ FM Share (Metro): 95.63% (219 of 229) (Fall 98: 95.83%)

18-34	18-49	25-54	35+	Wom 25-54	Men 25-54	12+ AMD	12+ Mid	12+ PMD	12+ Eve	12+ Wknd
1 WESE-F	1 WWZD-F	1 WWZD-F	1 WWZD-F >	1 WWZD-F >	1 WSMS-F >	1 WWZD-F >	1 WWZD-F >	1 WWZD-F	1 WESE-F >>	1 WESE-F >
2 WSMS-F	2 WSMS-F <	2 WSMS-F >	2 WWMS-F >	2 WSYE-F	2 WWZD-F >	2 WSMS-F <	2 WWMS-F	2 WSMS-F	2 WWZD-F	2 WSMS-F
3 WSYE-F	3 WESE-F	3 WSYE-F	3 WSYE-F	2 WWKZ-F	3 WZLQ-F >	3 WSYE-F <	3 WSYE-F	3 WESE-F	2 WWKZ-F >	3 WWZD-F
3 WWKZ-F	4 WSYE-F <	3 WWKZ-F	4 WSMS-F	2 WWMS-F	4 WWMS-F	4 WWMS-F <	4 WZLQ-F <	3 WWKZ-F	4 WWMS-F >	4 WWMS-F >
5 WZLQ-F	5 WWKZ-F <	5 WESE-F	5 WESE-F	5 WESE-F >	4 WESE-F	5 WESE-F	5 WSMS-F	3 WWMS-F	5 WSYE-F	5 WWKZ-F
5 WWZD-F	6 WZLQ-F <	5 WWMS-F <	6 WWKZ-F >	6 WFTA-F	4 WSYE-F	6 WWKZ-F <	5 WWKZ-F	6 WSYE-F	5 WACR-F	6 WACR-F
7 WWMS-F	7 WWMS-F	7 WZLQ-F >		6 WZLQ-F	4 WWKZ-F	7 WZLQ-F >	7 WESE-F >	7 WZLQ-F >	5 WSMS-F	7 WSEL-F
				6 WSMS-F >						7 WSYE-F
										7 WZLQ-F

Other Rated Stations				Metro Share	Cume Rating	TSA AQH Cume	Other Rated Stations--Outside Market				Metro Share	Cume Rating	TSA AQH Cume		
WAFM-F	AC	95.3	Amory	1.5	5.2	4	119	WCNA-F	C	95.9	Polts Camp	0.7	3.0	3	121
WCMR-F	C/O	94.5	Bruce	0.4	1.5	1	53	WFOA-F	REL	107.9	Ackerman	1.5	3.6	18	259
WCPC	G	94.0	Houston	1.9	4.0	7	102	WGKF-F	C	105.9	Memphis	0.4	1.5	7	163
WNRX	B/G	106.0	Tupelo	0.4	2.5	1	46	WKOR-F	C	94.9	Starkville	0.4	1.5	7	151
WSEL-F	B/G	96.7	Pontotoc	1.9	5.6	6	134	WKRA-F	B/AC	92.7	Holly Springs	0.7	2.7	5	104
WTUP	SPRTS	1490	Tupelo	1.5	3.1	4	57	WKZU-F	C	102.3	Ripley	1.5	3.6	7	137
								WMSU-F	B/AC	92.1	Starkville	0.7	1.8	12	160
								WQLT-F	AC	107.3	Florence, AL	0.4	2.0	16	206
								WRBO-F	B/O	103.5	Como	1.1	4.9	9	191
								WTXT-F	C	98.1	Fayette, AL	0.4	1.2	3	122
								WZBQ-F	CHR	94.1	Carrollton, AL	1.5	3.9	14	338

FM Stations

WBIP	99.3	6 kw @ 300	Gospel	USA	--	Booneville	
WESE	92.5	5.4 kw @ 328	Black	ABC	--	Cumulus	Baldwyn
WFTA	101.9	50 kw @ 480	AC	ABC	Keystone	Sisk	Fulton
WSYE	93.3	100 kw @ 1804	Soft AC	CNN, Jones	Mc-Gurid	Dowdy	Houston
WWKZ	105.3	30 kw @ 295	CHR	ABC	Allied	Cumulus, pend.	Aberdeen, MS
WWMS	97.5	100 kw @ 980	Country	Westwd	--	Dowdy	Oxford
WWZD	106.7	28.1 kw @ 656	Country	Westwd, ABC	--	Cumulus	New Albany
WZLQ	98.5	100 kw @ 981	AC/CHR		--	Dowdy	

Notes: Other ranked stations -- See Columbus-Starkville-West Point, MS ... 9/99 WWKZ-F sold by Houston Pearce to Cumulus for \$2,925,000

TUSCALOOSA, AL

Arbitron Rank 216 Pop (12+) 137,500
 Market TSL In Hours 17.45
 Average Persons Rating: 13.2

Stations 22 / 11
 Diaries: 366/376:1/51.1%
 Sample Target: 360

% Below Line: 37.0
 % Not Listed: 14.9
 Total Retail Sales: \$1.65 Bil.

12+ Metro	Format	Fall 99 1/4 Share	Spg 99	Fall 98	Spg 98	Fall 97	12+ Metro Cume / Rtg	Spg 99	Fall 98	12+ TSA AQH / Cume	
1	WBHJ-F	26 / 14.3	12.8	12.0	9.9	9.3	277 / 20.2	18.2	17.3	53 / 646	WBHJ-F
2	WTUG-F	20 / 11.0	10.2	6.5	8.5	6.4	269 / 19.6	18.3	14.0	32 / 498	WTUG-F
3	WTXT-F	15 / 8.3	9.7	13.5	12.3	13.7	285 / 20.7	24.1	28.3	19 / 433	WTXT-F
4	WDXB-F	13 / 7.2	1.5	1.5	3.3	3.9	229 / 16.7	10.3	8.4	18 / 330	WDXB-F
5	WZBQ-F	10 / 5.5	9.2	8.0	11.3	6.4	282 / 20.5	19.5	27.8	21 / 532	WZBQ-F
6	WTID-F	9 / 5.0	4.6	4.0	2.8	2.9	203 / 14.8	14.8	8.1	9 / 222	WTID-F
7	WTSK	8 / 4.4	6.7	7.5	7.1	4.9	108 / 7.9	8.9	11.5	9 / 118	WTSK
7	WACT	8 / 4.4	5.1	2.0	1.4	2.0	145 / 10.6	8.1	5.3	10 / 160	WACT
9	WRTR-F	7 / 3.9	1.5	5.5	8.0	4.9	148 / 10.7	7.4	12.2	7 / 167	WRTR-F
9	WRAX-F	7 / 3.9	2.0	1.5	1.9	0.5	103 / 7.5	7.2	6.5	7 / 138	WRAX-F

12+ FM Share (Metro): 85.71% (132 of 154) (Fall 98: 81.66%)

18-34	18-49	25-54	35+	Wom 25-54	Men 25-54	12+ AMD	12+ Mid	12+ PMD	12+ Eve	12+ Wknd
1 WBHJ-F >>	1 WTUG-F <	1 WTUG-F >>	1 WTUG-F	1 WTUG-F >	1 WTUG-F >	1 WBHJ-F <	1 WTXT-F	1 WBHJ-F >	1 WBHJ-F >	1 WBHJ-F >
2 WZBQ-F	2 WBHJ-F >	2 WTID-F	2 WTXT-F <	2 WTID-F	2 WRTR-F	2 WTUG-F <	2 WBHJ-F <	2 WDXB-F <	2 WTUG-F >>>	2 WTUG-F <
2 WRAX-F	3 WTID-F	2 WTXT-F	3 WDXB-F	2 WTXT-F	2 WACT	3 WTXT-F >	3 WTUG-F	3 WTUG-F	3 WDXB-F	3 WTSK
2 WTID-F	4 WZBQ-F	4 WBHJ-F	4 WACT	2 WBHJ-F	4 WTID-F	4 WACT <	4 WDXB-F	4 WTXT-F	4 WRTR-F	4 WZBQ-F
2 WTUG-F >	5 WRAX-F	5 WZBQ-F	5 WTSK >	5 WZBQ-F	4 WTXT-F >	5 WTSK	5 WACT	5 WTID-F	5 WACR-F	5 WDXB-F
6 WRTR-F	5 WRTR-F	5 WRTR-F	6 WODL-F	5 WTSK >		5 WRAX-F <	5 WTID-F	6 WZBQ-F	5 WTXT-F	6 WTXT-F
	5 WTSK	5 WTSK	6 WBHJ-F	7 WDXB-F >>		7 WZBQ-F <	7 WZBQ-F <	7 WRTR-F >	5 WZBQ-F	7 WRTR-F
	8 WDXB-F	5 WACT	8 WYSF-F			8 WDXB-F	8 WRTR-F	8 WRAX-F	8 WRAX-F	7 WTID-F
	8 WTXT-F >	9 WDXB-F >>	8 WTBC				9 WRAX-F		8 WTSK >	7 WACT >
			8 WTID-F >							

Other Rated Stations	Metro Share	Cume Rating	TSA AQH Cume	Other Rated Stations--Outside Market	Metro Share	Cume Rating	TSA AQH Cume								
WLXY-F	CL AOR	100.7	Northport	1.7	9.6	3	151	WACR-F	B	103.9	Columbus, MS	1.1	5.9	10	240
WQZZ-F	B	104.3	Eutaw	0.6	4.3	2	93	WBHK-F	B/A/C	98.7	Warrior, AL	1.1	3.7	2	52
WTBC	T	1230	Tuscaloosa	1.7	5.3	4	84	WDJC-F	REL	93.7	Birmingham	1.1	4.4	3	106
WWPG	B/G	1280	Tuscaloosa	1.7	4.0	3	57	WMJJ-F	AC	96.5	Birmingham	1.1	3.0	2	56
								WODL-F	O	106.9	Birmingham	2.2	6.0	10	171
								WYSF-F	SAC	94.5	Birmingham	2.2	6.0	5	148
								WZRR-F	AOR/CL	99.5	Birmingham	1.7	6.5	9	129
								WZZK-F	C	104.7	Birmingham	1.1	6.0	15	216

AM Stations

WACT	1420	5 kw/0.108 kw	Gospel	AMFM	Katz	AMFM
WTSK	790	5 kw/0.036 kw	Black Gospel	ABC	Eastman	Air South

FM Stations

WRTR	105.5	6 kw @ 298	AOR/Classic AOR	AMFM	Katz	AMFM	
WTID	101.7	23.4 kw @ 727	CHR/AC		Eastman	Air South	Reform
WTUG	92.9	100 kw @ 981	Black AC	AURN	Eastman	Air South	
WTXT	98.1	88.9 kw @ 905	Country	Westwd, ABC	Christal	AMFM	Fayette
WZBQ	94.1	99 kw @ 1007	CHR	AMFM	Christal	AMFM	Carrollton

Notes: Other ranked stations -- See Birmingham in the Fall 1999 American Radio . . . 11/99 WLXY-F sold to Air South (Houston Pearce) (price NA)

TYLER-LONGVIEW, TX

Arbitron Rank 140 **Pop (12+)** 272,500 **Stations** 28 / 18 **% Below Line:** 9.8
Market TSL in Hours 19.25 **Diaries:** 620/440:1/49.1% **% Not Listed:** 20.1
Average Persons Rating: 14.5 **Sample Target:** 620 **Total Retail Sales:** \$3.7 Bil.

12+ Metro	Format	Fall 99 1/4 Share	Spq 99	Fall 98	Spq 98	Fall 97	12+ Metro Cume / Rtg	Spq 99	Fall 98	12+ TSA AQH / Cume		
1	KISX-F	CHR	38 / 9.6	7.6	12.7	11.0	14.0	587 / 21.5	17.1	10.3	76 / 1182	KISX-F
2	KNUE-F	C	32 / 8.1	12.9	11.6	11.8	9.6	595 / 21.8	19.8	20.8	69 / 1307	KNUE-F
3	KOOI-F	AC	29 / 7.4	5.6	9.5	10.5	8.0	415 / 15.2	12.3	14.4	56 / 889	KOOI-F
4	KYKX-F	C	24 / 6.1	5.1	5.9	6.4	8.5	339 / 12.4	10.9	13.8	77 / 923	KYKX-F
4	KTYL-F	B/O	24 / 6.1	8.1	3.5	5.9	5.2	437 / 16.0	17.1	10.3	44 / 736	KTYL-F
4	KDOK-F	ST	24 / 6.1	4.1	4.1	4.3	5.2	200 / 7.3	8.9	8.0	31 / 367	KDOK-F
7	KTBB	N/T	23 / 5.8	4.3	6.2	5.1	3.8	394 / 14.5	12.3	13.4	27 / 511	KTBB
8	KZEY-AF	B	17 / 4.3	5.9	6.5	5.9	6.3	274 / 10.0	10.1	12.0	25 / 388	KZEY-AF
9	KKTX-F	CL AOR	15 / 3.8	5.3	4.3	4.8	4.9	322 / 11.8	10.2	10.2	23 / 497	KKTX-F
10	KXAL-F	B	12 / 3.0	2.5				181 / 6.6	6.3		20 / 310	KXAL-F
10	KKUS-F	C	12 / 3.0	2.5	1.9	1.9	2.5	195 / 7.2	5.2	5.1	21 / 349	KKUS-F
10	KBLZ-F	B	12 / 3.0					155 / 5.7			17 / 272	KBLZ-F

12+ FM Share (Metro): 82.86% (261 of 315) (Fall 98: 80.84%)

18-34	18-49	25-54	35+	Wom 25-54	Men 25-54	12+ AMD	12+ Mid	12+ PMD	12+ Eve	12+ Wknd
1 KISX-F >>	1 KISX-F >	1 KISX-F <	1 KDOK-F	1 KOOI-F	1 KISX-F	1 KOOI-F <	1 KOOI-F	1 KISX-F	1 KISX-F >	1 KISX-F <
2 KKTX-F	2 KOOI-F <	2 KOOI-F	1 KOOI-F <	2 KISX-F	2 KKTX-F	2 KISX-F	2 KDOK-F	2 KNUE-F <	2 KZEY-AF	2 KNUE-F
3 KNUE-F	3 KTYL-F	3 KTYL-F	3 KNUE-F <	3 KTYL-F	3 KTYL-F	2 KNUE-F <	2 KISX-F	3 KTYL-F <	3 KXAL-F <	3 KDOK-F
4 KXAL-F	4 KNUE-F	4 KNUE-F <	4 KTBB	4 KNUE-F	3 KOOI-F	4 KTBB	2 KNUE-F	4 KOOI-F	4 KTYL-F <	4 KYKX-F <
4 KYKX-F	5 KKTX-F	5 KYKX-F <	5 KYKX-F	4 KYKX-F	5 KKUS-F	5 KYKX-F	5 KYKX-F <	5 KDOK-F <	5 KNUE-F <	5 KTYL-F
4 KTYL-F	6 KZEY-AF	6 KKTX-F	6 KTYL-F	6 KZEY-AF >>	5 KTBB	6 KTYL-F	6 KTBB	6 KTBB	6 KOOI-F	5 KZEY-AF
7 KOOI-F	6 KYKX-F	6 KZEY-AF	7 KZEY-AF			7 KDOK-F >	7 KTYL-F	7 KYKX-F	7 KBLZ-F	7 KBLZ-F
7 KKUS-F	8 KXAL-F	8 KKUS-F	8 KISX-F			8 KKUS-F	8 KZEY-AF	8 KKTX-F	8 KKTX-F	7 KOOI-F
7 KBLZ-F		8 KTBB	9 KKUS-F							7 KTBB

Other Rated Stations				Metro Share	Cume Rating	TSA AQH Cume	Other Rated Stations--Outside Market				Metro Share	Cume Rating	TSA AQH Cume		
KEES	T	1430	Gladewater	0.8	2.9	4	108	KEEL	T	710	Shreveport	0.5	2.1	11	143
KFRO-F	O	95.3	Gilmer	2.0	6.0	19	348	KJTX-F	B/G	104.5	Jefferson	0.8	1.8	10	137
KLJT-F	REL-CC	102.3	Jacksonville	1.0	3.0	6	135	KMJJ-F	B	99.7	Shreveport	0.8	3.1	18	318
KOFY	N	1060	Gilmer	1.8	3.1	15	107	KRUF-F	CHR	94.5	Shreveport	0.8	3.3	18	435
KPXI-F	O	100.7	Overton	1.0	3.2	7	169	KTAL-F	AOR	98.1	Texarkana	0.5	1.7	10	224
								KTBO-F	CL AOR	107.7	Nacogdoches	0.8	2.1	4	117
								KTUX-F	AOR-NR	98.9	Carthage	0.8	2.5	10	219
								KYKS-F	C	105.1	Lufkin	0.8	3.4	9	182
								WBAP	FS/T	820	Fort Worth	1.3	2.6	17	289

AM Stations

KTBB	600	5 kw/2.5 kw (DA-2)	News/Talk	ABC	D&R	Citadel, pend.
KZEY	690	1 kw/0.09 kw (DA-1)	Black	AURN	K&P	KZEY-F

FM Stations

KBLZ	102.7	9.3 kw @ 531	Black	--	Sunburst	Winona	
KDOK	92.1	9.6 kw @ 443	Standards	ABC	--	Citadel, pend.	
KISX	107.3	50 kw @ 479	CHR	AMFM	Banner	AMFM	Whitehouse
KKTX	96.1	31.7 kw @ 620	Classic AOR	--	AMFM	Kilgore	
KKUS	104.1	50 kw @ 492	Country	--	Sunburst, pend.		
KNUE	101.5	100 kw @ 1074	Country	Banner	AMFM		
KOOI	106.5	100 kw @ 1468	AC	ABC	Mc-Guild	Jacksonville	
KTYL	93.1	100 kw @ 459	Black Oldies	D&R	AMFM		
KXAL	103.1	6 kw @ 328	Black	ABC, Westwtd	--	Pittsburg, TX	
KYKX	105.7	100 kw @ 1005	Country	ABC	Allied	Sunburst	
KZEY	103.9	3 kw @ 300	Simul. KZEY			Marshall	

Notes: 10/99 KKTX (1240) changed calls to KBGE; remains simulcast of KKTX-F . . . 10/99 AMFM and Clear Channel announced plans to merge . . . 10/99 KDOK-F, KEES, KGLD, KTBB and KYZS sold by Gleiser (Bcstg. Partners) to Citadel as part of a \$190,000,000 group transaction . . . 11/99 KBNB (1060) changed calls to KOFY; remains CNN Headline News . . . 11/99 KBLZ-F began operation, programming a Black format . . . 1/00 KKUS-F sold to Sunburst for \$1,843,000 (Fischer)

WACO, TX

Arbitron Rank 193	Pop (12+) 171,300	Stations 26 / 11	% Below Line: 30.3
Market TSL In Hours 19.50		Diaries: 564/304:1/50.6%	% Not Listed: 12.2
Average Persons Rating: 13.9		Sample Target: 580	Total Retail Sales: \$1.90 Bil.

12+ Metro	Format	Fall 99		Spq 99	Fall 98	Spq 98	Fall 97	12+ Metro Cume / Rtg	Spq 99	Fall 98	12+ TSA AQH / Cume	
		1/4	Share									
1	WACO-F	C	41 / 17.2	13.4	14.7	21.4	13.6	467 / 27.3	22.5	29.6	109 / 1273	WACO-F
2	KWTF-F	CHR	34 / 14.3	11.0	13.0	15.8	12.3	511 / 29.8	29.0	33.5	89 / 1442	KWTF-F
3	KKDA-F	B	27 / 11.4	11.0	7.1	9.0	10.1	297 / 17.4	14.8	15.0	33 / 420	KKDA-F
4	KBRQ-F	AOR	17 / 7.1	11.8	7.5	6.4	7.9	259 / 15.1	20.8	17.9	23 / 359	KBRQ-F
5	KWOW-F	C/O	13 / 5.5	4.1	6.3	5.6	4.8	188 / 11.0	8.1	10.8	22 / 344	KWOW-F
6	KDXX-F	SP-R	12 / 5.0	2.4	3.8	1.7	3.1	84 / 4.9	4.7	4.7	13 / 101	KDXX-F
7	KCKR-F	C	10 / 4.2	7.3	8.0	6.8	5.3	229 / 13.4	16.1	17.2	15 / 365	KCKR-F
8	WBAP	T/FS	9 / 3.8	3.7	5.4	3.0	5.3	186 / 10.9	9.9	13.9	24 / 379	WBAP
9	KRZI	T	8 / 3.4	2.8	2.1	1.7	2.6	142 / 8.3	5.9	5.8	10 / 160	KRZI
9	KBCT-F	J	8 / 3.4	4.1	2.1	2.1	3.1	121 / 7.1	6.2	6.8	11 / 142	KBCT-F

12+ FM Share (Metro): 87.56% (183 of 209) (Fall 98: 84.39%)

18-34	18-49	25-54	35+	Wom 25-54	Men 25-54	12+ AMD	12+ Mid	12+ PMD	12+ Eve	12+ Wknd
1 KWTF-F >	1 KWTF-F <	1 WACO-F >	1 WACO-F >>>	1 WACO-F >	1 WACO-F >	1 WACO-F >	1 WACO-F	1 WACO-F	1 KKDA-F	1 KKDA-F >
2 KKDA-F	2 WACO-F >	2 KWTF-F >	2 KWTF-F	2 KWTF-F >>	2 KBRQ-F	2 KWTF-F >	2 KWTF-F >>	2 KWTF-F >	2 KWTF-F	2 KWTF-F <
3 WACO-F	3 KKDA-F	3 KKDA-F <	2 WBAP	3 KCKR-F	3 KWOW-F	3 KKDA-F	3 KBRQ-F	3 KKDA-F >	3 KBRQ-F <	3 WACO-F >
4 KDXX-F	4 KBRQ-F	4 KBRQ-F	2 KWOW-F	3 KKDA-F	3 KKDA-F	4 KWOW-F	4 KKDA-F	4 KBRQ-F	4 WACO-F >>	4 KBRQ-F <
4 KBRQ-F >>	5 KDXX-F >	5 KDXX-F	2 KBRQ-F >	5 KDXX-F	5 KWTF-F	5 KBRQ-F <	5 KDXX-F	5 KDXX-F	5 KDXX-F	5 KWOW-F
	6 KWOW-F				6 KDXX-F	6 WBAP <	6 WBAP	6 KWOW-F		6 KCKR-F
					6 KBCT-F >>	7 KDXX-F <				7 KRZI
										8 KDXX-F >

Other Rated Stations				Metro Share	Cume Rating	TSA AQH	Cume	Other Rated Stations--Outside Market				Metro Share	Cume Rating	TSA AQH	Cume
KBBW	REL	1010	Marlin	0.8	2.8	7	149	KBBW-F	SAC	97.9	Dallas	0.4	1.8	3	74
KKTK	O	1460	Waco	0.8	3.3	2	63	KEGL-F	AOR	97.1	Fort Worth	1.3	5.5	8	208
KLRK-F	SAC	92.9	Marlin	0.4	3.8	1	97	KHKS-F	CHR	106.1	Denton	0.8	5.5	10	217
KWTF	KIDS	1230	Waco	0.4	2.0	2	64	KLIF	T	570	Dallas	0.8	1.8	5	99
								KLTD-F	REL-CC	101.7	Temple	1.3	3.1	17	284
								KLTY-F	REL-CC	94.1	Fort Worth	0.4	1.9	4	99
								KLUV-F	O	98.7	Dallas	0.8	5.1	8	241
								KPLX-F	C	99.5	Fort Worth	0.4	2.1	2	117
								KRLD	N/T	1080	Dallas	0.8	3.1	5	127
								KSCS-F	C	96.3	Fort Worth	0.4	1.9	6	125
								KYUL-F	O	105.5	Harker Heights	1.3	3.1	26	420
								KZPS-F	CL AOR	92.5	Dallas	1.3	5.5	4	141

AM Stations

KRZI	1580	1 kw/0.5 kw (DA-2)	News/Talk	CBS, ESPN	Rostin	KLRK-F
------	------	--------------------	-----------	-----------	--------	--------

FM Stations

KBCT	94.5	3.2 kw @ 453	Jazz	Allied
KBRO	102.5	100 kw @ 450	AOR	Eastman Chase, pend. Hillsboro
KCKR	95.7	24 kw @ 505	Country	Sentry AMFM
KWOW	103.3	8.4 kw @ 574	Classic Country	Jones Rostin Clifton
KWTF	97.5	100 kw @ 1479	CHR	AMFM Katz AMFM
WACO	99.9	100 kw @ 1650	Country	AMFM Sentry AMFM

Notes: Other ranked stations -- See Dallas-Fort Worth in the Fall 1999 American Radio . . . 7/99 KKTK (1460) changed from Sports to Oldies, using Jones . . . 10/99 AMFM and Clear Channel announced plans to merge . . . 3/00 In a divestiture resulting from the AMFM/Clear Channel merger, AMFM sold KBRQ-F to Chase Radio Partners as part of a multi-market transaction (price NA)

WATERBURY, CT

Arbitron Rank 180	Pop (12+) 182,900	Stations 21 / 2	% Below Line: 72.7
Market TSL In Hours 21.50	Diarles: 438/418:1/48.5%	% Not Listed: 19.3	
Average Persons Rating: 16.2	Sample Target: 440	Total Retail Sales: \$1.72 Bil.	

12+ Metro	Format	Fall 99 1/4 Share	Spg 99	Fall 98	Spg 98	Fall 97	12+ Metro Cume / Rtg	Spg 99	Fall 98	12+ TSA AQH / Cume
1	WKSS-F	CHR	35 / 11.8	9.7	11.6	9.3	490 / 26.8	27.6	28.8	50 / 751
2	WWYZ-F	C	33 / 11.1	8.6	8.9	11.8	309 / 16.9	16.8	20.5	44 / 475
3	WPLR-F	AOR	22 / 7.4	3.7	3.1	2.9	259 / 14.2	10.1	7.7	24 / 314
4	WDRC-F	O	17 / 5.7	6.4	5.8	6.7	245 / 13.4	15.6	15.3	25 / 407
5	WMRO-F	AOR-NR	14 / 4.7	2.2	5.5	5.4	250 / 13.7	10.0	12.2	28 / 467
5	WEZN-F	SAC	14 / 4.7	4.9	3.4	6.7	260 / 14.2	13.9	12.4	19 / 373
5	WATR	FS	14 / 4.7	6.7	6.2	5.4	211 / 11.5	13.7	12.3	14 / 220
8	WKCI-F	CHR	12 / 4.0	3.0	3.1	3.5	256 / 14.0	15.4	14.5	17 / 396
9	WRCH-F	SAC	11 / 3.7	6.4	7.9	5.4	186 / 10.2	9.1	12.8	18 / 300
10	WZMX-F	B/O	10 / 3.4	1.9	4.1	3.5	178 / 9.8	13.0	12.5	12 / 258
10	WTIC	FS	10 / 3.4	1.9	3.1	4.2	160 / 8.8	6.2	8.2	27 / 400
12	WWCO	ST	9 / 3.0	8.2	5.1	7.0	107 / 5.8	12.8	9.8	9 / 107

12+ FM Share (Metro): 79.92% (191 of 239) (Fall 98: 78.04%)

18-34	18-49	25-54	35+	Wom 25-54	Men 25-54	12+ AMD	12+ Mid	12+ PMD	12+ Eve	12+ Wknd
1 WKSS-F >	1 WKSS-F	1 WKSS-F	1 WWYZ-F >	1 WKSS-F	1 WPLR-F >>	1 WKSS-F <	1 WWYZ-F	1 WKSS-F	1 WKSS-F >>	1 WWYZ-F <
2 WMRO-F	2 WPLR-F	2 WWYZ-F	2 WPLR-F	2 WWYZ-F >	2 WWYZ-F	2 WWYZ-F	2 WKSS-F	2 WWYZ-F	2 WMRO-F	2 WKSS-F >
3 WWYZ-F	3 WWYZ-F	2 WPLR-F >	3 WATR <	3 WEZN-F	2 WDRC-F	3 WPLR-F	3 WPLR-F	3 WPLR-F >	3 WKCI-F	3 WATR <
4 WKCI-F	4 WMRO-F	4 WDRC-F <	4 WDRC-F	3 WRCH-F	4 WKSS-F	4 WATR	4 WDRC-F >	4 WMRO-F	3 WWYZ-F	4 WDRC-F
5 WEZN-F	5 WEZN-F	5 WZMX-F	5 WKSS-F	5 WDRC-F	5 WMRO-F	5 WDRC-F <	5 WEZN-F <	5 WEZN-F	5 WRCH-F	5 WMRO-F
5 WPLR-F	6 WDRC-F	6 WEZN-F	6 WWCO	5 WKCI-F	6 WCCC-F	6 WCCC-F	6 WTIC	5 WOR	6 WEZN-F	6 WEZN-F
	6 WKCI-F	7 WKCI-F	7 WTIC	5 WZMX-F >>	6 WTIC	7 WMRO-F <	6 WRCH-F <	7 WKCI-F <	6 WZMX-F	6 WPLR-F
	6 WRCH-F	7 WMRO-F	7 WZMX-F		6 WZMX-F	8 WEZN-F	8 WKCI-F <	8 WRCH-F	8 WPLR-F	8 WKCI-F
		7 WRCH-F >	7 WEZN-F				9 WZMX-F <	8 WWCO >	8 WDRC-F	

Other Rated Stations--Outside Market				Metro Share	Cume Rating	TSA AQH Cume
WABC	T	770	New York	0.7	2.0	5 65
WCBS	N	880	New York	1.3	4.2	6 124
WCCC-F	AOR	106.9	Hartford	2.0	6.0	17 302
WEBE-F	AC	107.9	Westport	1.7	7.3	6 151
WFAN	SPRTS	660	New York	1.3	4.8	8 148
WHCN-F	CL AOR	105.9	Hartford	1.3	7.6	9 277
WOR	T	710	New York	1.7	2.8	5 65
WRKI-F	AOR	95.1	Brookfield	1.7	7.5	13 308
WTIC-F	AC/CHR	96.5	Hartford	1.0	7.7	17 387

AM Stations

WATR	1320	5 kw/1 kw (DA-2)	Full Service	CBS, Jones	—
WWCO	1240	1 kw	Standards	Westwd, CNN	Mc-Guild Buckley

Notes: Other ranked stations -- See Bridgeport, Hartford or New Haven in the Fall 1999 American Radio

WATERTOWN, NY

Arbitron Rank 256	Pop (12+) 89,800	Stations 14 / 8	% Below Line: 4.1
Market TSL In Hours 23.00		Diarles: 340/264:1/61.2%	% Not Listed: 13.5
Average Persons Rating: 16.5		Sample Target: 280	Total Retail Sales: \$1.07 Bil.

12+ Metro	Format	Fall 99 1/4 Share	Spg 99	Fail 98	Spg 98	Fail 97	12+ Metro Cume / Rtg	Spg 99	Fail 98	12+ TSA AQH / Cume		
1	WFRY-F	C	37 / 25.0	25.7	28.8	26.3	31.2	350 / 38.9	43.0	44.9	48 / 540	WFRY-F
2	WCIZ-F	CL AOR	23 / 15.6	16.6	19.2	15.8	8.7	279 / 31.0	24.0	24.1	23 / 279	WCIZ-F
3	WWLF-F	CHR	19 / 12.9	10.4	9.6	12.0	8.1	255 / 28.4	29.0	26.9	28 / 387	WWLF-F
3	WOTT-F	AOR	19 / 12.9	6.9	4.8	6.8	3.7	182 / 20.2	16.3	15.7	21 / 204	WOTT-F
5	WTOJ-F	AC	11 / 7.4	7.6	4.8	6.0	7.5	122 / 13.6	17.5	19.5	11 / 138	WTOJ-F
6	WBDR-F	CHR	5 / 3.4	2.1	0.7	1.5	3.1	63 / 7.1	5.6	2.1	5 / 68	WBDR-F

12+ FM Share (Metro): 93.75% (120 of 128) (Fall 98: 87.20%)

18-34	18-49	25-54	35+	Wom 25-54	Men 25-54	12+ AMD	12+ Mid	12+ PMD	12+ Eve	12+ Wknd
1 WOTT-F	1 WFRY-F	1 WFRY-F >>	1 WFRY-F >>	1 WFRY-F >>>	1 WFRY-F	1 WFRY-F >>	1 WFRY-F >	1 WFRY-F >	1 WFRY-F	1 WFRY-F >
2 WWLF-F	2 WCIZ-F <	2 WCIZ-F	2 WCIZ-F >>	2 WWLF-F	1 WCIZ-F	2 WCIZ-F >	2 WCIZ-F	2 WWLF-F	2 WOTT-F >	2 WCIZ-F
2 WFRY-F >	3 WOTT-F <	3 WWLF-F	3 WTOJ-F	2 WCIZ-F	3 WWLF-F	3 WWLF-F <	3 WWLF-F	2 WOTT-F	3 WCIZ-F	3 WWLF-F
4 WCIZ-F >	4 WWLF-F >>>	4 WOTT-F >	4 WWLF-F >	4 WTOJ-F >	4 WOTT-F >>>	4 WOTT-F >	3 WOTT-F >>	2 WCIZ-F >	4 WWLF-F	4 WOTT-F
									5 WATN	5 WTOJ-F >

Other Rated Stations				Metro Share	Cume Rating	TSA AQH Cume	Other Rated Stations--Outside Market				Metro Share	Cume Rating	TSA AQH Cume
WATN	T	1240	Watertown	2.7	6.4	4 66	CFLY-F	AC/CHR	98.3	Kingston, ON	0.7	3.6	1 47
WTNY	T/SPRTS	790	Watertown	2.7	10.0	5 103	CHXL-F	CL AOR	103.7	Brockville, ON	0.7	4.5	3 100
							WBBS-F	C	104.7	Fulton, NY	1.4	3.2	3 38
							WTKW-F	CL AOR	105.5	Oswego, NY	0.7	4.5	1 40
							WWHT-F	CHR	107.9	Syracuse	0.7	3.2	1 34

FM Stations

WBDR	102.7	3 kw @ 328	CHR	Roslin	Clancy-Mance	Cape Vincent
WCIZ	93.3	6 kw @ 328	Classic AOR	Westwd	Katz	Regent
WFRY	97.5	97 kw @ 476	Country	ABC	Katz	Regent
WOTT	100.7	6 kw @ 328	AOR	Roslin	Clancy-Mance	Henderson
WTOJ	103.1	0.87 kw @ 594	AC	CNN, Westwd	Roslin	Clancy-Mance
WWLF	106.7	1.785 kw @ 1191	CHR	Roslin	Clancy-Mance	Copenhagen

Notes: To the best of our knowledge, WBDR-F and WWLF-F still simulcast

WAUSAU-STEVENSON POINT, WI

Arbitron Rank 158 Pop (12+) 222,600
 Market TSL In Hours 20.00
 Average Persons Rating: 14.9

Stations 19 / 17
 Diaries: 614/363:1/60.6%
 Sample Target: 620

% Below Line: 2.1
 % Not Listed: 14.5
 Total Retail Sales: \$3.0 Bil.

12+ Metro	Format	Fall 99 1/4 Share	Sp99	Fall 98	Sp98	Fall 97	12+ Metro Cume / Rtg	Sp99	Fall 98	12+ TSA AQH / Cume		
1	WDEZ-F	C	55 / 16.6	14.4	15.8	15.6	12.4	578 / 26.0	29.3	30.2	76 / 942	WDEZ-F
2	WIFC-F	CHR	53 / 16.0	15.5	17.3	18.5	16.1	770 / 34.6	37.2	39.7	86 / 1242	WIFC-F
3	WMZK-F	AOR	30 / 9.1	6.3	5.8	4.0	3.2	300 / 13.5	15.1	13.5	54 / 434	WMZK-F
4	WIZD-F	O	20 / 6.0	5.5	4.3	4.3	3.2	286 / 12.9	11.3	11.5	22 / 332	WIZD-F
5	WYTE-F	C	16 / 4.8	6.3	5.8	6.3	9.8	285 / 12.8	19.2	13.6	18 / 318	WYTE-F
5	WKQH-F	CL AOR	16 / 4.8	3.1	2.9	2.3	2.6	224 / 10.1	11.3	11.1	21 / 277	WKQH-F
7	WGLX-F	CL AOR	14 / 4.2	2.9	4.3	5.2	5.5	277 / 12.4	10.0	10.4	18 / 359	WGLX-F
8	WLJY-F	SAC	12 / 3.6	5.5	4.9	4.6	4.3	260 / 11.7	13.4	12.7	24 / 359	WLJY-F
9	WSAU	T/SPRTS	11 / 3.3	2.9	3.7	2.6	3.2	158 / 7.1	7.9	12.3	14 / 261	WSAU
10	WOFM-F	O	10 / 3.0	3.7	2.9	4.3	4.3	207 / 9.3	11.9	9.5	19 / 364	WOFM-F
11	WDLB	FS	8 / 2.4	3.1	1.4	2.0	2.9	126 / 5.7	6.4	4.8	8 / 140	WDLB
12	WSPT-F	AC-NR	7 / 2.1	3.1	3.5	2.0	3.5	244 / 11.0	13.1	11.6	11 / 346	WSPT-F
12	WFHR	T	7 / 2.1	1.3	2.9	2.3	3.2	123 / 5.5	4.3	6.9	7 / 131	WFHR

12+ FM Share (Metro): 86.57% (245 of 283) (Fall 98: 85.48%)

18-34	18-49	25-54	35+	Wom 25-54	Men 25-54	12+ AMD	12+ Mid	12+ PMD	12+ Eve	12+ Wknd
1 WIFC-F	1 WIFC-F	1 WDEZ-F	1 WDEZ-F >	1 WDEZ-F <	1 WDEZ-F	1 WDEZ-F	1 WDEZ-F	1 WIFC-F <	1 WIFC-F >>	1 WDEZ-F
2 WMZK-F	2 WDEZ-F	2 WIFC-F >	2 WIFC-F	2 WIFC-F >>	2 WKQH-F <	2 WIFC-F >>	2 WIFC-F	2 WDEZ-F >	2 WMZK-F	2 WIFC-F >
3 WDEZ-F >>	3 WMZK-F >	3 WKQH-F	2 WIZD-F >	3 WMZK-F	3 WIFC-F	3 WMZK-F <	3 WMZK-F >	3 WMZK-F >>	3 WDEZ-F >>	3 WMZK-F
4 WKQH-F	4 WKQH-F	4 WMZK-F	4 WYTE-F	4 WLJY-F	4 WGLX-F	4 WIZD-F	4 WIZD-F	4 WIZD-F <	4 WYTE-F	4 WIZD-F <
5 WGLX-F >	5 WGLX-F	4 WGLX-F	5 WSAU	4 WYTE-F	4 WIZD-F	5 WKQH-F	5 WKQH-F <	5 WGLX-F	4 WIZD-F	5 WYTE-F <
	5 WIZD-F >	4 WIZD-F >	6 WLJY-F	6 WLJY-F	6 WMZK-F >>	6 WYTE-F	6 WGLX-F <	5 WKQH-F <	4 WKQH-F >	6 WSAU
		7 WLJY-F	6 WKQH-F	7 WYTE-F	7 WYTE-F	7 WGLX-F	7 WYTE-F	7 WYTE-F	7 WYTE-F	7 WLJY-F
			8 WGLX-F				8 WLJY-F			8 WFHR
			8 WMZK-F							

Other Rated Stations	Metro Share	Cume Rating	TSA AQH Cume	Other Rated Stations--Outside Market	Metro Share	Cume Rating	TSA AQH Cume
WRIG ST 1390 Schofield	1.2	3.8	4 98	WAXX-F C 104.5 Eau Claire, WI	1.2	6.6	39 494
WSPT N/T 1010 Stevens Point	0.9	4.2	3 106	WCCN-F CL AOR 107.5 Neillsville, WI	0.9	2.7	5 111
WXCO T 1230 Wausau	1.5	3.1	5 84				
WYCO-F AC/CHR 107.9 Wausau	1.5	7.1	10 271				

AM Stations

WDLB 1450 0.75 kw	Full Service	ABC, 1-On-1	--	Marathon	Marshfield
WFHR 1320 5 kw/0.5 kw (DA-N)	Talk	CBS, Westwd	--	Bliss	Wisconsin Rapids
WSAU 550 5 kw (DA-N)	Talk/Sports	ABC, 1-on-1. ESPN	Christal	Midwest Comm.	

FM Stations

WDEZ 101.9 100 kw @ 1076	Country	Christal	Midwest Commun.
WGLX 103.3 100 kw @ 331	Classic AOR	--	Bliss Wisconsin Rapids
WIFC 95.5 98 kw @ 1150	CHR	Christal	Midwest Commun.
WIZD 99.9 6 kw @ 328	Oldies	Christal	Midwest Commun. Rudolph
WKQH 104.9 3 kw @ 328	Classic AOR	Katz	WSPT-AF Marathon
WLJY 106.5 100 kw @ 800	Soft AC	--	Marathon Marshfield
WMZK 104.1 13 kw @ 446	AOR	Westwd	D&R Merrill
WOFM 94.7 50 kw @ 492	Oldies	Christal	Midwest Commun. Mosinee
WSPT 97.9 51 kw @ 340	Modern AC	ABC, Westwd	Katz WSPT/WKQH-F Stevens Point
WYTE 96.7 50 kw @ 492	Country	Mc-Guild	Whiting

Notes: 12/99 WYCO-F changed from AC to Hot AC (AC/CHR)

WICHITA FALLS, TX

Arbitron Rank 242	Pop (12+) 113,200	Stations 15 / 8	% Below Line: 13.0
Market TSL In Hours 17.00		Diarles: 347/326:1/45.5%	% Not Listed: 13.8
Average Persons Rating: 12.2		Sample Target: 330	Total Retail Sales: \$1.28 Bil.

12+ Metro	Format	Fall 99 1/4 Share	Spg 99	Fall 98	Spg 98	Fall 97	12+ Metro Cume / Rtg	Spg 99	Fall 98	12+ TSA AQH / Cume		
1	KLUR-F	C	34 / 24.6	24.5	24.9	20.6	16.4	400 / 35.3	36.8	34.0	68 / 808	KLUR-F
2	KNIN-F	CHR	17 / 12.3	14.4	10.8	15.9	16.4	315 / 27.8	30.4	28.4	32 / 618	KNIN-F
3	KYYI-F	CL AOR	14 / 10.1	7.2	11.9	12.6	4.3	203 / 17.9	15.1	22.3	28 / 477	KYYI-F
3	KWFS-F	C	14 / 10.1	9.0	12.5	13.9	16.4	251 / 22.2	21.6	27.1	21 / 370	KWFS-F
5	KTLT-F	AC	10 / 7.2	9.6	11.3	8.6	9.3	146 / 12.9	15.8	21.8	10 / 152	KTLT-F
6	KQXC-F	CHR/AC	6 / 4.3	3.6	4.0	2.7	7.9	146 / 12.9	9.0	6.2	6 / 149	KQXC-F
7	KRNB-F	B/AC	5 / 3.6					66 / 5.8			6 / 82	KRNB-F
7	KMEO-F	SAC	5 / 3.6					43 / 3.8			8 / 101	KMEO-F
9	KOLI-F	O	4 / 2.9	1.2				85 / 7.5	4.4		5 / 109	KOLI-F

12+ FM Share (Metro): 94.12% (112 of 119) (Fall 98: 95.10%)

18-34	18-49	25-54	35+	Wom 25-54	Men 25-54	12+ AMD	12+ Mid	12+ PMD	12+ Eve	12+ Wknd
1 KLUR-F >>	1 KLUR-F >>	1 KLUR-F	1 KLUR-F >>	1 KWFS-F	1 KYYI-F	1 KLUR-F >>>	1 KLUR-F >>>	1 KLUR-F >>	1 KNIN-F	1 KLUR-F >>
2 KNIN-F >	2 KNIN-F	2 KYYI-F	2 KYYI-F	2 KNIN-F	1 KLUR-F >>	2 KWFS-F <	2 KTLT-F	2 KNIN-F	2 KYYI-F	2 KNIN-F <
3 KWFS-F >>	3 KYYI-F	3 KWFS-F	3 KWFS-F	2 KLUR-F	3 KTLT-F >>	3 KNIN-F >	3 KWFS-F <	3 KYYI-F	3 KLUR-F	3 KYYI-F <
	4 KWFS-F	3 KTLT-F	4 KTLT-F >	4 KTLT-F >	4 KRNB-F	4 KTLT-F <	4 KYYI-F	4 KWFS-F >	4 KTLT-F >	4 KWFS-F >>
	4 KTLT-F >	3 KNIN-F >>	5 KMEO-F	5 KYYI-F	4 KWFS-F	5 KYYI-F	4 KNIN-F >	5 KTLT-F >	5 KWFS-F	
	6 KQXC-F >		5 KNIN-F	5 KOLI-F >	4 KNIN-F >>			6 KQXC-F		

Other Rated Stations				Metro Share	Cume Rating	TSA AQH Cume	Other Rated Stations--Outside Market				Metro Share	Cume Rating	TSA AQH Cume
KWFS	C/O	1290	Wichita Falls	1.4	4.0	4 62	KDGE-F	AOR-NR	94.5	Gainesville	0.7	4.8	2 92
							KHCK-F	SP-TJ	99.1	Denton	0.7	2.6	1 39
							KLIF	T	570	Dallas	1.4	3.0	6 87
							KVRW-F	O	107.3	Lawton, OK	0.7	4.1	15 252
							WBAP	FS/T	820	Fort Worth	2.2	6.3	17 250

FM Stations

Station	Freq	Power	Format	Company	City	Company	City
KLUR	99.9	100 kw @ 820	Country	ABC	Wichita Falls	Katz	Cumulus
KNIN	92.9	100 kw @ 918	CHR		Wichita Falls	Banner	Apex
KOLI	94.9	50 kw @ 492	Oldies		Wichita Falls	Katz	Cumulus
KQXC	102.5	4.5 kw @ 314	CHR/AC		Wichita Falls	Katz	Cumulus
KTLT	106.3	2.4 kw @ 423	AC	Westwd	Wichita Falls	Mc-Guild	Apex
KWFS	103.3	100 kw @ 449	Country		Wichita Falls	Christal	Apex
KYYI	104.7	100 kw @ 1015	Classic AOR	Westwd	Wichita Falls	Katz	Cumulus

Notes: Other ranked stations -- See Dallas-Fort Worth in the Fall 1999 American Radio

WILLIAMSPORT, PA

Arbitron Rank 248	Pop (12+) 98,200	Stations 13 / 11	% Below Line: 1.3
Market TSL In Hours 21.25		Diaries: 346/284:1/58.4%	% Not Listed: 12.3
Average Persons Rating: 15.8		Sample Target: 320	Total Retail Sales: \$1.36 Bil.

12+ Metro	Format	Fall 99 1/4 Share	Spq 99	Fall 98	Spq 98	Fall 97	12+ Metro Cume / Rtg	Spq 99	Fall 98	12+ TSA AQH / Cume	
1	WILQ-F	34 / 21.9	23.6	26.4	20.7	25.8	318 / 32.4	35.6	35.7	65 / 736	WILQ-F
2	WKSB-F	29 / 18.7	21.0	12.9	18.7	20.8	363 / 37.0	38.8	33.2	53 / 771	WKSB-F
3	WVRT-F	16 / 10.3	4.5	4.9	4.0	4.4	241 / 24.6	18.8	13.4	24 / 381	WVRT-F
4	WBZD-F	15 / 9.7	5.1	6.1	9.3	5.0	184 / 18.8	18.6	23.2	17 / 306	WBZD-F
5	WMYL-F	14 / 9.0	6.4	10.4	5.3	10.1	127 / 13.0	10.2	12.6	16 / 144	WMYL-F
6	WZXR-FF	10 / 6.4	8.3	9.2	10.7	9.5	169 / 17.2	20.7	21.9	23 / 359	WZXR-FF
7	WRAK-AA	8 / 5.2	3.8	7.4	5.3	5.7	107 / 10.9	11.1	13.0	9 / 136	WRAK-AA

12+ FM Share (Metro): 93.38% (127 of 136) (Fall 98: 89.93%)

18-34	18-49	25-54	35+	Wom 25-54	Men 25-54	12+ AMD	12+ Mid	12+ PMD	12+ Eve	12+ Wknd
1 WVRT-F	1 WKSB-F	1 WKSB-F	1 WILQ-F	1 WKSB-F >>	1 WILQ-F	1 WILQ-F <	1 WILQ-F	1 WILQ-F	1 WILQ-F <	1 WILQ-F
1 WKSB-F	2 WILQ-F	2 WILQ-F >	2 WKSB-F >	2 WILQ-F >	2 WZXR-FF	2 WKSB-F >>	2 WKSB-F >	2 WKSB-F	2 WVRT-F >>	2 WKSB-F >
3 WILQ-F	3 WBZD-F	3 WBZD-F	3 WMYL-F	3 WBZD-F	3 WKSB-F	3 WBZD-F <	3 WBZD-F <	3 WVRT-F	3 WMYL-F	3 WMYL-F <
4 WZXR-FF	4 WVRT-F	4 WVRT-F	4 WBZD-F >	4 WVRT-F >>	3 WBZD-F >>	4 WVRT-F	4 WMYL-F >	4 WBZD-F	3 WKSB-F	4 WVRT-F
		4 WZXR-FF >>				5 WZXR-FF <	5 WVRT-F	5 WMYL-F <	5 WBZD-F	5 WBZD-F
							5 WRAK-AA >	6 WZXR-FF >		

Other Rated Stations				Metro Share	Cume Rating	TSA AQH Cume	Other Rated Stations--Outside Market				Metro Share	Cume Rating	TSA AQH Cume		
WQBR-F	C	99.9	Avis	2.6	3.5	7	66	WHLM-F	AC/CHR	106.5	Bloomsburg	0.6	3.5	32	375
WSFT-F	SAC	107.9	Jersey Shore	2.6	6.3	4	82	WOKX-F	CHR	94.1	Sunbury	0.6	5.6	36	641

AM Stations

WRAK	1400	1 kw	Talk	ABC	Katz	Clr Channel	
WRKK	1200	10 kw/0.25 kw (DA-2)	Simul. WRAK				Hughesville

FM Stations

WBZD	93.3	1.7 kw @ 1220	Oldies	ABC	Christal	SabreCom	Muncy
WCXR	103.7	0.95 kw @ 801	Simul. WZXR-F				Lewisburg
WILQ	105.1	9.2 kw @ 1135	Country	ABC	Christal	SabreCom	
WKSB	102.7	53 kw @ 1270	AC	ABC	Clr Chnl	Clear Channel	
WMYL	95.5	3.9 kw @ 239	Standards	ABC	Clr Chnl	Clear Channel	Salladasburg
WVRT	97.7	6 kw @ 298	CHR		Mc-Guild	WQBR-F	Jersey Shore
WZXR	99.3	0.405 kw @ 1237	AOR		Christal	SabreCom	S. Williamsport

Notes: 9/99 WHTO-F changed from CHR to Oldies as WBZD-F

WINCHESTER, VA

Arbltron Rank 218	Pop (12+) 134,100	Stations 28 / 10	% Below Lino: 29.8
Market TSL in Hours 21.25		Diaries: 530/253:1/55.6%	% Not Listed: 18.9
Average Persons Rating: 15.9		Sample Target: 510	Total Retail Sales: \$1.59 Bil.

12+ Metro	Format	Fall 99 1/4 Share	Spg 99	Fall 98	Spg 98	Fall 97	12+ Metro Cume / Rtg	Spg 99	Fall 98	12+ TSA AQH / Cume		
1	WUSQ-F	C	42 / 19.8	22.1	21.4	17.7	20.3	432 / 32.3	38.5	36.5	58 / 644	WUSQ-F
2	WINC-F	AC/CHR	24 / 11.3	13.2	9.5	16.0	12.9	394 / 29.4	33.5	32.4	54 / 750	WINC-F
3	WFOX-F	AOR	15 / 7.1	4.2	5.5	3.4	3.7	213 / 15.9	14.4	12.9	15 / 248	WFOX-F
4	WKMZ-F	CL HITS	9 / 4.2	3.7	3.5	1.1	1.8	168 / 12.5	9.6	8.9	25 / 462	WKMZ-F
4	WAZR-F	ST	9 / 4.2	2.6	4.0	3.4	5.5	106 / 7.9	5.5	7.5	10 / 126	WAZR-F
6	WWDC-F	AOR	7 / 3.3	1.6	2.5	1.7	3.7	157 / 11.7	8.6	10.1	15 / 267	WWDC-F
7	WAPP-FF	C	6 / 2.8	4.2	1.5	2.3	0.9	123 / 9.2	8.5	6.1	6 / 133	WAPP-FF
8	WWMD-F	EZ	5 / 2.4	0.5	3.5	0.6	1.8	38 / 2.8	1.9	4.9	14 / 120	WWMD-F
8	WSIG-F	C/O	5 / 2.4	5.8	3.5	4.0	3.7	51 / 3.8	6.3	6.4	6 / 70	WSIG-F
8	WQPO-F	CHR/AC	5 / 2.4	2.1	2.0	2.9	1.8	88 / 6.6	5.6	5.2	12 / 137	WQPO-F
8	WJFK-F	T	5 / 2.4	2.6	1.5	2.9	1.4	75 / 5.6	5.4	5.1	7 / 160	WJFK-F
8	WFTR-F	O	5 / 2.4	1.6	3.5	4.6	3.7	124 / 9.3	7.7	10.2	6 / 157	WFTR-F
8	WARW-F	CL AOR	5 / 2.4	2.6	3.0	3.4	3.2	106 / 7.9	5.6	8.5	7 / 177	WARW-F

12+ FM Share (Metro): 97.09% (167 of 172) (Fall 98: 94.41%)

18-34	18-49	25-54	35+	Wom 25-54	Men 25-54	12+ AMD	12+ Mid	12+ PMD	12+ Eve	12+ Wknd
1 WUSQ-F >	1 WUSQ-F >	1 WUSQ-F >	1 WUSQ-F >	1 WUSQ-F	1 WUSQ-F	1 WUSQ-F >	1 WUSQ-F >>	1 WUSQ-F >>	1 WUSQ-F >	1 WUSQ-F
2 WFOX-F	2 WINC-F	2 WINC-F >	2 WINC-F >	2 WINC-F >>	2 WFOX-F	2 WINC-F >>	2 WINC-F	2 WINC-F >	2 WINC-F >	2 WINC-F >
3 WINC-F >	3 WFOX-F >	3 WFOX-F	3 WAZR-F >	3 WFOX-F	3 WKMZ-F	3 WFOX-F >	3 WFOX-F	3 WFOX-F >	3 WFOX-F	3 WAZR-F <
4 WWDC-F	4 WKMZ-F	4 WKMZ-F >	4 WSIG-F	4 WAPP-FF	4 WINC-F	4 WKMZ-F <	4 WAZR-F >	4 WKMZ-F	3 WQPO-F	4 WFOX-F
5 WKMZ-F >	5 WWDC-F	5 WAPP-FF	4 WKMZ-F	4 WKMZ-F >	5 WJFK-F	5 WWDC-F	5 WKMZ-F	5 WWDC-F	5 WWDC-F >	5 WKMZ-F
	6 WARW-F	6 WBIG-F	4 WFOX-F		6 WARW-F >	6 WSIG-F	6 WAPP-FF <	5 WARW-F	6 WKYS-F	6 WFTR-F
	7 WJFK-F	6 WFTR-F	4 WWMD-F				7 WARW-F	5 WJFK-F <	6 WKMZ-F >	
		6 WARW-F					7 WSIG-F			
		6 WJFK-F								

Other Rated Stations				Metro Share	Cume Rating	TSA AQH Cume	Other Rated Stations--Outside Market				Metro Share	Cume Rating	TSA AQH Cume
WINC	N/T	1400	Winchester	0.9	4.3	3 88	WARX-F	O	106.9	Hagerstown, MD	0.9	5.3	7 211
WNTW	T	610	Winchester	0.5	2.8	1 37	WASH-F	AC	97.1	Washington, DC	0.9	1.9	2 30
							WBHB-F	CL AOR	103.3	New Market	0.9	3.8	7 133
							WBIG-F	O	100.3	Washington	1.9	5.7	11 138
							WJZW-F	J	105.9	Woodbridge	1.4	2.7	5 69
							WKCY-F	C	104.3	Harrisonburg	0.9	2.6	4 70
							WKYS-F	B	93.9	Washington, DC	1.9	4.1	8 151
							WMZQ-F	C	98.7	Washington, DC	1.9	7.0	10 262
							WSVA	FS	550	Harrisonburg	0.9	2.0	6 115
							WWZZ-F	CHR	104.1	Waldorf, MD	0.5	2.5	5 86
							WYFT-F	REL	103.9	Luray	0.5	1.7	1 25

FM Stations

WAPP	105.5	3 kw @ 440	Country		--	Lewis	Berryville
WAZR	93.7	25 kw @ 43	Standards		--		Woodstock
WBPP	104.9	4.1 kw @ 220	Simul. WAPP-F				Strasburg
WFOX	99.3	3 kw @ 297	AOR		--	AMFM	Front Royal
WFTR	95.3	4 kw @ 300	Oldies	USA, ABC	--	Straus	Front Royal
WINC	92.5	22 kw @ 1400	AC/CHR	Westwd	--	Lewis	
WSIG	96.9	3 kw @ -29	Country	CNN, Jones	--		ML Jackson
WUSQ	102.5	31.6 kw @ 630	Country	ABC	--	AMFM	

Notes: Other ranked stations -- See Hagerstown-Waynesboro-Chambersburg, MD-PA, Harrisonburg, VA, or in the Fall 1999 American Radio, Washington, DC ... 12/99 WNTW (610) changed from News/Talk to Contemporary Christian

YAKIMA, WA

Arbitron Rank 194 Pop (12+) 170,700
 Market TSL In Hours 20.00
 Average Persons Rating: 14.6

Stations 21 / 18
 Diaries: 658/259:1/47.5%
 Sample Target: 550

% Below Line: 2.4
 % Not Listed: 19.6
 Total Retail Sales: \$1.81 Bil.

12+ Metro	Format	Fall 99 1/4 Share	Spg 99	Fall 98	Spg 98	Fall 97	12+ Metro Cume / Rtg	Spg 99	Fall 98	12+ TSA AQH / Cume	
1 KFFM-F	CHR	42 / 18.8	11.9	17.2	16.9	13.7	528 / 30.9	26.1	30.2	44 / 599	KFFM-F
2 KXDD-F	C	35 / 14.0	16.2	15.1	13.7	17.4	411 / 24.1	23.8	24.7	35 / 431	KXDD-F
3 KIT	T/FS	29 / 11.6	13.5	9.2	11.6	11.0	335 / 19.6	22.3	17.5	29 / 343	KIT
4 KATS-F	AOR	19 / 7.6	9.9	8.0	10.5	6.4	270 / 15.8	18.4	15.8	25 / 340	KATS-F
5 KARY-F	O	15 / 6.0	5.5	3.8	1.8	1.9	235 / 13.8	9.1	9.9	15 / 247	KARY-F
6 KRSE-F	SAC	11 / 4.4	3.2	4.2	5.6	7.2	167 / 9.8	8.8	9.5	11 / 170	KRSE-F
7 KZTA-FF	SP-R	10 / 4.0	3.6	2.1	3.6	7.6	193 / 11.3	9.7	7.1	10 / 193	KZTA-FF
8 KOSN-F	AC	8 / 3.2	3.6	3.8	2.8	2.7	153 / 9.0	9.4	10.7	8 / 157	KOSN-F
9 KHHK-F	CL AOR	7 / 2.8	3.6	3.8	4.6	4.9	185 / 10.8	12.3	11.0	7 / 203	KHHK-F

12+ FM Share (Metro): 76.62% (154 of 201) (Fall 98: 76.06%)

18-34	18-49	25-54	35+	Wom 25-54	Men 25-54	12+ AMD	12+ Mid	12+ PMD	12+ Eve	12+ Wknd
1 KFFM-F >>>	1 KFFM-F >	1 KXDD-F	1 KIT	1 KFFM-F	1 KATS-F	1 KIT	1 KXDD-F	1 KFFM-F >	1 KFFM-F >>>	1 KFFM-F
2 KZTA-FF	2 KXDD-F	2 KFFM-F	2 KXDD-F >>	2 KXDD-F >	2 KXDD-F	2 KFFM-F <	2 KIT	2 KXDD-F	2 KXDD-F >	2 KXDD-F >
2 KXDD-F >	3 KATS-F	3 KATS-F	3 KARY-F <	3 KARY-F >	3 KIT >>	3 KXDD-F >	3 KFFM-F >	3 KATS-F	3 KATS-F	3 KIT <
4 KATS-F >	4 KARY-F	4 KIT	4 KATS-F	4 KRSE-F	4 KRSE-F	4 KATS-F	4 KATS-F	4 KIT	4 KRSE-F	4 KARY-F
5 KOSN-F >	5 KZTA-FF	5 KARY-F	5 KRSE-F	4 KATS-F	4 KZTA-FF	5 KARY-F >	5 KARY-F	5 KARY-F >	4 KIT >	5 KATS-F <
	6 KIT	6 KRSE-F	5 KFFM-F >	4 KIT	4 KARY-F	6 KRSE-F	6 KRSE-F	6 KRSE-F	6 KZTA-FF	6 KZTA-FF
	7 KRSE-F	7 KHHK-F		4 KOSN-F	7 KFFM-F	6 KOSN-F	6 KZTA-FF			7 KRSE-F
	7 KOSN-F	7 KOSN-F			7 KHHK-F >					
		7 KZTA-FF >>								

Other Rated Stations				Metro Share	Cume Rating	TSA AQH Cume	Other Rated Stations--Outside Market				Metro Share	Cume Rating	TSA AQH Cume
KBBO	REL	1390	Yakima	0.4	3.0	1 55	KEGX-F	CL AOR	106.5	Richland	0.8	1.6	2 27
KENE	SP-R	1490	Toppenish	0.8	2.5	2 43	KMCQ-F	AC/CHR	104.5	The Dalles, OR	0.8	1.5	2 26
KJOX	SPRTS	980	Selah	0.8	2.1	2 36	KONA	FS	610	Kennewick	0.8	2.9	2 49
KLES-F	REL-CC	98.7	Mabton	0.4	1.7	1 29							
KMWX	O	1460	Yakima	1.6	4.9	7 92							
KYAK	ST	930	Yakima	1.2	2.1	3 36							
KYXE	SP-R	1020	Selah	1.6	3.7	4 73							
KZXR-F	AC/CHR	101.7	Prosser	0.8	2.7	2 46							

AM Stations

KIT 1280 5 kw/1 kw Talk/Full Svc. CBS, ABC, Westwd Mc-Guild Clear Channel

FM Stations

KARY 100.9 6.9 kw @ 1269	Oldies	Allied	New Northwest	Grandview
KATS 94.5 100 kw @ 909	AOR	Mc-Guild	Clear Channel	
KFFM 107.3 100 kw @ 1500	CHR	Mc-Guild	Clear Channel	
KHHK 99.7 7.6 kw @ 584	Classic AOR	Tacher	New Northwest	
KOSN 92.9 17 kw @ 843	AC	Mc-Guild	Clear Channel	Toppenish
KRSE 105.7 100 kw @ 584	Soft AC	Allied	KBBO	
KXDD 104.1 61 kw @ 781	Country	Allied	New Northwest	
KZTA 96.9 0.53 kw @ 1063	Hispanic-Regional	Tacher	Butterfield	Naches
KZTB 96.7 5.8 kw @ -1	Simul. KZTA-F			Sunnyside

Notes: 8/99 KHHK-F changed from Classic Hits to Classic AOR

RADIO PUBLICATIONS FROM DUNCAN'S AMERICAN RADIO



DUNCAN'S RADIO MARKET GUIDE

\$335.00

This is our flagship publication. Since 1984, **DUNCAN'S RADIO MARKET GUIDE** has been the standard reference for radio station buyers, sellers, lenders and brokers. **DUNCAN'S RADIO MARKET GUIDE** examines the economic conditions of more than 170 radio markets. Here's just some of the information you'll find in it:

- Market radio revenue histories and projections covering a ten-year period (five years back; five years forward).
- Radio revenue projections calculated on three separate bases for greater reliability: historical (past performance), population growth (revenue per capita) and retail sales growth.
- Revenue estimates for more than 1,600 individual radio stations, plus viable operating entities (standalones, combos, duopolies and super-duopolies).
- Revenue estimates for competing media – television, newspaper, outdoor and cable TV.
- Radio station sales for each market during the past five years.
- Jim Duncan's comments about each market, as well as a 10-point mathematical grading of each market – a Duncan's exclusive.
- Population and retail sales histories and projections.
- Revenue-per-share point and revenue-per-AQH figures for each market.

And much, much more. Published every April – 400+ pages.

AMERICAN RADIO

Since 1976, **AMERICAN RADIO** has been the radio industry's most complete and timely source book for radio ratings and programming information. Published quarterly (plus an annual "Small Market" edition), **AMERICAN RADIO** is published within a month after issuance of the Arbitron market reports. Each report includes more than 30 ratings tables for each market, and after the Spring edition, our National Rankings report details nationwide format and station performances (it's free to anyone who receives the Spring report, but also is available separately). **AMERICAN RADIO** is considered the "bible" of the radio industry and is required reading for everyone involved with radio.

Issue	Release Date	# of Markets	Price
Spring Report	September	171	\$97.00
National Rankings Summary (if ordered alone)	October	171	25.00
Spring Small Market Report	September	105	55.00
Summer Report	November	95	55.00
Fall Report	April	171	97.00
Fall Small Market Report	April	105	55.00
Winter Report	June	95	55.00

AUDIENCE-TO-REVENUE CONVERSION/FORMAT PERFORMANCE ANALYSIS \$95.00

This annual report provides two important analyses. First, it examines the relationship between a station's audience share and its share of revenue (Conversion ratio, sometimes called "power" ratio). Over 1200 stations are listed, with all the following given for each:

- Call letters, market and format
- Revenue rank, 12+ and 25-54
- Revenue and revenue share
- Conversion (or "power") ratio

Additionally, national means are provided for formats by market size

The second part of this book analyzes the audiences of more than 1500 stations, with the following provided for each:

- Time Spent Listening
- % Male, % Female
- Turnover Ratio
- % Exclusive Cume
- % 12-24, % 25-54, % 55+
- Highest cume-sharing station
- % of listening at home

Finally, this report offers a comprehensive analysis of the concentration of both audience and revenue shares for all Arbitron-rated markets (262). Published annually.

Next page has more publications

MORE RADIO PUBLICATIONS FROM DUNCAN'S AMERICAN RADIO

THE FACILITIES OF AMERICAN RADIO - FM STATIONS, TOP 100 MARKETS \$335.00

A total update of J.T. Anderton's 1989 classic "FM Map Book." City-grade and 1-millivolt contour maps for more than 1300 stations are provided, including over 250 new stations and 500 facility changes since the first edition. It also offers complete listings of station power, antenna height above average terrain, tower coordinates and height above ground, and our exclusive description of transmitter locations by address or physical siting, all gathered during exhaustive research of FCC technical files. It features new, custom-designed base maps for easy readability. **The original and only publication of its kind;** a must-have for station buyers, lenders and brokers; rep, network and group executives and radio consultants.

DUNCAN RADIO PROFILER (CD-ROM)

SEE ORDER FORM FOR PRICE

Everything we do, now on your computer! The Duncan data you've relied upon for years – in an easy-to-use, computer-based format. Radio Profiler details more than 13,300 radio stations, every Arbitron-rated radio markets (featuring the latest ratings data) and 100 top radio groups. In an instant, you are able to review the stations, markets and groups that matter most in radio. Call us at 513.731-1800 for full details.

DUNCAN'S SUBSCRIPTION PACKAGES

Depending upon which subscription package you choose, you can save from 10 to 18 percent off the cost of ordering each book individually.

DUNCAN'S SUBSCRIPTION PACKAGE #1

A subscription to all four of the large market American Radio reports for \$275. The books cost \$304 if purchased one-by-one. You save 10% by subscribing.

DUNCAN'S SUBSCRIPTION PACKAGE #2

A subscription to all four large market reports, plus both our Small Market editions that cover the condensed markets, for \$375. All six reports individually are \$414, but if you opt for the six-report subscription package, you save 10%.

DUNCAN'S SUBSCRIPTION PACKAGE #3

A subscription to all four large market American Radio reports plus our flagship publication, Duncan's Radio Market Guide, plus our Revenue Conversion Ratio/Format Performance Report for \$625. Purchased one-by-one, the price is \$734; \$304 for the quarterly reports, \$335 for the Market Guide and \$95 for the Conversion Ratio/Format report. The package saves you 15%.

DUNCAN'S SUBSCRIPTION PACKAGE #4

A subscription to all six American Radio reports, the Market Guide and the Conversion Ratio/Format Performance Report for \$695. Purchased separately, the books are \$844. You save 18% with this package.

DUNCAN'S AMERICAN RADIO ORDER FORM

P.O. Box 8446 • Cincinnati, OH 45208-0446 • 859.431-3001 • Fax: 859.431-3080 • www.duncanradio.com

Company Name: _____

Contact Name/Title: _____

Shipping Address: _____

City: _____ State: _____

Postal Code: _____ Country: _____

- Type of business:
- Broker
 - Consultant
 - Equipment Manufacturer; Supplier; Engineer
 - Group
 - Law Firm
 - Lender; Analyst
 - Marketing; Research
 - Network; Syndicator
 - Press
 - School
 - Station
 - Other _____

Billing Address (if different):

City: _____ State: _____ Postal Code: _____ Country: _____

Phone Number: _____

Fax Number: _____

E-mail address: _____

Company Web Site: _____

1999-2000 PRODUCT LIST	PRICE	QUANTITY	TOTAL
Duncan's Radio Market Guide	\$335.00	_____	_____
American Radio Spring Ratings Report	\$97.00	_____	_____
American Radio Small Market Reports (Fall & Spring), ea.	\$55.00	_____	_____
National Rankings (if ordered alone)	\$25.00	_____	_____
American Radio Summer Ratings Report	\$55.00	_____	_____
American Radio Fall Ratings Report	\$97.00	_____	_____
American Radio Winter Ratings Report	\$55.00	_____	_____
Audience-to-Revenue Conversion/ Format Performance Analysis	\$95.00	_____	_____
The Facilities of American Radio	\$335.00	_____	_____
Radio Profiler CD-Rom (Specify IBM or Mac)			
Full-year subscription (minimum, four releases in 12-months)	\$1,500.00	_____	_____
Single-release trial	\$475.00	_____	_____
Subscription Package 1			
(All four large market quarterly reports)	\$275.00	_____	_____
Subscription Package 2			
(Package 1 plus both Small Market reports)	\$375.00	_____	_____
Subscription Package 3			
(Package 1 plus Market Guide & Revenue Conversion Study)	\$625.00	_____	_____
Subscription Package 4			
(Package 3 plus Small Market reports)	\$675.00	_____	_____

Shipping and Handling: \$7.50 for Second Day; \$15.00 for Next Morning;
 \$25.00 for Saturday Delivery

TOTAL ORDER AMOUNT

- *Multi-Copy Orders and for books not on this list contact Duncan's for pricing and availability.*
- *Shipping and Handling is waived on all Subscription Packages and pre-paid orders.*








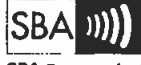







PAYMENT OPTIONS

1. Check or Money Order enclosed *Shipping and Handling fees will be waived if payment is enclosed* _____
 2. Charge my credit card _____
 Visa _____ MasterCard _____ AmEx _____ Card # _____
 Exp. Date: _____ Name on Card _____
 3. Please send an invoice _____
- PURCHASE ORDER NUMBER (if applicable) _____

This announcement appears as a matter of record only. Certain of these securities have not been registered under the Securities Act of 1933 and may not be offered or sold in the United States absent registration or an applicable exemption from the registration requirements of the Securities Act of 1933. Deutsche Banc Alex. Brown identifies the US investment banking activities of DB Alex. Brown LLC (formerly BT Alex. Brown Incorporated) and Deutsche Bank Securities Inc., which are indirect subsidiaries of Deutsche Bank AG.

Deutsche Banc Alex. Brown

Superior performance sends a clear signal

 <p>\$56 billion Merger with Clear Channel Communications, Inc.</p> <p>Financial Advisor Pending</p>	 <p>\$1.3 billion Acquisition of 12 radio stations from Clear Channel Communications, Inc.</p> <p>Financial Advisor Pending</p>	 <p>\$825 million Sale of 46 of its radio stations to ENTERCOM Communications Corp.</p> <p>Financial Advisor Pending</p>	 <p>\$200 million 5.50% Convertible Subordinated Notes due 2007</p> <p>Lead Manager March 2000</p>
 <p>\$350 million Follow-on Offering</p> <p>Co-Lead Manager March 2000</p>	 <p>\$400 million 5.00% Convertible Subordinated Notes due 2010</p> <p>Joint Lead Manager January 2000</p>	 <p>\$424 million Follow-on Offering</p> <p>Lead Manager January 2000</p>	 <p>\$280 million Follow-on Offering</p> <p>Co-Lead Manager January 2000</p>
<p>outdoor systems</p> <p>\$8.5 billion Sale to Infinity Broadcasting Corporation</p> <p>Financial Advisor December 1999</p>	 <p>\$3.2 billion Senior Secured Credit Facilities</p> <p>Administrative Agent November 1999</p>	 <p>\$1 billion 1.50% Convertible Senior Notes due 2002</p> <p>Joint Book Manager November 1999</p>	 <p>\$259 million Follow-on Offering</p> <p>Lead Manager November 1999</p>
 <p>\$348 million Follow-on Offering</p> <p>Co-Manager November 1999</p>	 <p>\$315 million Follow-on Offering</p> <p>Co-Lead Manager October 1999</p>	 <p>\$125 million 6.25% Convertible Preferred Securities</p> <p>Co-Manager October 1999</p>	 <p>\$132 million Initial Public Offering</p> <p>Lead Manager September 1999</p>

At Deutsche Banc Alex. Brown, we provide innovative investment banking, award-winning research, and a powerful equity trading platform to help media companies meet the challenges of today's dynamic marketplace. That's performance — another reason why Deutsche Bank is leading to results.

Performance is

leading to results™

Deutsche Bank





© 1983