


RADIO TUBE SUBSTITUTION LIST



Pre-Tested - Guaranteed
RADIOTRONS

CANADIAN GENERAL ELECTRIC COMPANY
LIMITED

RADIO TUBE SUBSTITUTIONS



This list has been designed to give broad suggestions on alternate tube types. Its usefulness lies in substituting for tube types which have become — for one reason or another — difficult to get.

Obviously, a list such as this could not be too specific, without taking into consideration characteristics of the set under repair. Before actually selecting a substitute tube, the characteristics of the original tube, and of the proposed substitute, should be studied, together with the circuit in which it is used.

A handy table of tube characteristics is found in the C-G-E Radiotron "Characteristics Chart," Form 152-43, obtainable from any of our offices.

SUBSTITUTIONS

Type	Direct	Possible	Key No.	Type	Direct	Possible	Key No.
00A	—	—	—	1D1	Resistor	—	—
01A	—	01B	4	1D2	Resistor	—	—
	—	01C	4	1D4	—	—	—
01AA	—	—	—	1D5GP&T	34M	1A4P&T	2
01B	—	01C	4	1D7G	—	1A6	2
01C	—	—	—		—	1A6S	2
0A4G	—	—	—	1D8GT	—	—	—
0Z3	—	0Z4	2	1E1	Resistor	—	—
	—	0Z4G	—	1E2	Resistor	—	—
0Z4	0Z4G	—	—	1E4G	—	—	—
0Z4G	0Z4	—	—	1E5G	—	1A4P	4
1A1	Resistor	—	—	1E5GP&T	—	1A4P&T	4
1A1/5E1	Resistor	—	—	1E7G	—	2-1F5G	4
1A4P&T	—	1D5GP&T	2	1F1	Resistor	—	—
1A5G	1A5GT/G	—	—	1F4	—	1F5G	2
1A5GT	1A5GT/G	—	—	1F5G	—	1F4	2
1A6	1A6S	1D7G	2	1F6	—	1F7G	2
1A6S	1A6	1D7G	2	1F7G	—	1F6	2
1A7G	1A7GT	—	—	1F7GH	1F7G	—	—
1A7GT	1A7G	—	—	1F7GV	1F7G	—	—
1B1	Resistor	—	—	1F7M	1F7G	—	—
1B4	—	1A4P	4	1G1	Resistor	—	—
1B4/951	—	1A4P	4	1G4G	1G4GT/G	—	—
1B4P	—	1A4P	4	1G4GT	1G4G	—	5
1B5/25S	—	1H6G	2		1G4GT/G	—	—
1B7G	—	1A7G	4	1G5G	—	—	—
1B8GT	—	—	—	1G5GT/G	1G5G	—	5
1C1	Resistor	—	—	1G6G	1G6GT/G	—	—
1C4	—	—	—	1G6GT	1G6GT/G	—	—
1C5G	1C5GT/G	—	—	1G7GT/G	—	—	—
1C5GT	1C5G	—	5	1H4G	—	30	2
	1C5GT/G	—	—	1H5G	1H5GT	—	—
1C6	1C6S	1C7G	2	1H5GT	1H5G	—	5
1C6S	1C6	1C7G	2	1H6G	—	1B5/25S	2
1C7G	1C7M	1C6	2	1J1	Resistor	—	—
1C7M	1C7G	1C6	2	1J5G	—	1G5G	4

KEY NUMBERS

1. Requires wiring change;
2. Requires socket change;
3. May require shielding;
4. May require components or adjustments besides those of Nos. 1, 2 or 3;
5. Where space permits.

NOTE: When other than audio or rectifier types are replaced, realignment of the receiver is recommended.

SUBSTITUTIONS

Type	Direct	Possible	Key No.	Type	Direct	Possible	Key No.
1J6G	—	19	2	1S1G		Resistor	—
1K1		Resistor	—	1S4	—	—	—
1K4	—	—	—	1S5	—	—	—
1K5G	—	—	—	1T1G		Resistor	—
1K6	—	—	—	1T4	—	—	—
1K7G	—	—	—	1T4GT	—	—	—
1L1		Resistor	—	1T5G	1T5GT	—	—
1L5G	—	—	—	1T5GT	—	—	—
1L5GT	—	—	—	1U1		Resistor	—
1LA4	—	1A5GT/G	2	1V	—	—	—
1LA6	—	1A7G	2	1W1		Resistor	—
1LB4	—	1T5GT/G	4	1Y1	—	—	—
1LB6	—	—	—	1Z1	—	—	—
1LC5	—	1T4	4	2	—	—	—
1LC6	—	1LA6	4	2A3	—	—	—
1LD5	—	1S5	4	2A3H	2A3	—	—
1LE3	—	1E4G	2	2A4G	—	—	—
1LH4	—	1H5G	2	2A5	—	—	—
1LN5	—	1N5G	2	2A6	—	—	—
1M5G	—	—	—	2A7	—	—	—
1N1		Resistor	—	2A7S	2A7	—	3
1N5G	1N5GT	—	—	2B6	—	—	—
1N5GT	1N5G	—	5	2B7	—	—	—
1N6G	—	—	—	2B7S	2B7	—	3
1N6GT	—	—	—	2E5	—	—	—
1P1		Resistor	—	2G5	—	—	—
1P5G	1P5GT	—	—	2S/4S	—	—	—
1P5GT	1P5G	—	5	2W3	—	2X3	4
	1P5M	—	—	2W3GT	—	2X3	4
1P5M	1P5G	—	3	2X3	—	2W3	4
1Q1		Resistor	—	2Y3	—	—	—
1Q5G	1Q5GT/G	—	—	2Y4	—	—	—
1Q5GT	1Q5GT/G	—	—	2Z2	—	—	—
1R1G		Resistor	—	2Z2/G84	—	—	—
1R4	—	—	—	3		Resistor	—
1R5	—	—	—	3A8GT	—	—	—

KEY NUMBERS

- | | |
|---|--|
| <ol style="list-style-type: none"> 1. Requires wiring change; 2. Requires socket change; 3. May require shielding; | <ol style="list-style-type: none"> 4. May require components or adjustments besides those of Nos. 1, 2 or 3; 5. Where space permits. |
|---|--|

NOTE: When other than audio or rectifier types are replaced, realignment of the receiver is recommended.

SUBSTITUTIONS

Type	Direct	Possible	Key No.	Type	Direct	Possible	Key No.
3B8GT	—	—	—	6A4	—	6K6G	4
3C5GT	—	—	—		—	6K6GT/G	4
3LE4	—	—	—	6A4/LA	—	6K6G	4
3Q4	—	—	—		—	6K6GT/G	4
3Q5G	3Q5GT/G	—	—	6A5G	—	6A3	4
3Q5GT	3Q5GT/G	—	—		—	6B4G	4
3S4	—	—	—	6A6	—	79	4
3S5	—	—	—	6A6X	6A6	—	—
4		Resistor	—	6A7	6A7S	6A8	2
4A1		Resistor	—		—	6A8G	2
4A6G	—	—	—		—	6A8GT	2
5		Resistor	—	6A7M	6A8	—	—
5T4	5R4GY	5U4G	4		6A8G	—	3
	—	5X4G	—		6A8GT	—	3
5U4G	—	5X4G	4	6A7S	6A7	—	3
5V3G	—	—	—	6A8	6A8G	—	3
5V4G	—	83V	2		6A7M	—	—
5W4	5W4GT/G	—	—		6A8GT	—	3
5W4G	5W4GT/G	—	—	6A8G	6A8	—	—
5W4GT	5W4GT/G	—	—		6A8GT	—	—
5X3	—	—	—		6A7M	—	—
5X4G	—	5U4G	4	6A8GT	6A8	—	—
5Y3G	—	80	4		6A8G	—	5
5Y4G	—	80	4		6A7M	—	5
5Z3	83	5U4G	4	6A8MG	6A8	—	—
		5X4G	—		6A8G	—	—
5Z4	5Z4GT/G	—	—		6A8GT	—	—
5Z4G	5Z4	—	—	6AB5	6AB5/6N5	—	—
	5Z4GT/G	—	—	6AB5/6N5	—	—	—
5Z4GT/G	5Z4	—	—	6AB6G	—	6K6G	4
5Z4MG	5Z4	—	—		—	41M	4
	5Z4GT/G	—	—		—	6K6GT/G	4
6		Resistor	—	6AB7/1853	—	—	—
6A3	—	6A5G	4	6AC5G	6AC5GT/G	—	—
	—	6B4G	4	6AC5GT	6AC5GT/G	—	—
				6AC6G	6N6G	—	4
				6AC6GT	6N6G	—	4-5

KEY NUMBERS

- | | |
|---|--|
| <ol style="list-style-type: none"> 1. Requires wiring change; 2. Requires socket change; 3. May require shielding; | <ol style="list-style-type: none"> 4. May require components or adjustments besides those of Nos. 1, 2 or 3; 5. Where space permits. |
|---|--|

NOTE: When other than audio or rectifier types are replaced, realignment of the receiver is recommended.

SUBSTITUTIONS

Type	Direct	Possible	Key No.	Type	Direct	Possible	Key No.
6AC7/1852	—	—	—	6C5GT	6C5	—	5
6AD5G	—	—	—		6C5G	—	5
6AD5GT	—	—	—	6C5MG	6C5	—	—
6AD6G	—	6AF6G	4		6C5G	—	—
6AD7G	—	—	—		6C5GT	—	—
6AE5G	6AE5GT/G	—	—	6C6	—	6J7	4
6AE5GT	6AE5GT/G	—	—		—	77M	4
6AE6G	—	—	—		—	6J7G	2
6AE7GT	—	6SN7GT	4		—	77	4
6AF5G	—	—	—	6C7	—	6R7	4
6AF6G	—	—	—		—	6R7M	4
6AF6GT	6AF6G	—	5		—	6R7G	—
6AF7G	—	—	—	6C8G	—	—	—
6AG5GT	—	—	—	6C8GT	6C8G	—	5
6AG6G	—	—	—	6D5G	—	—	—
6AG7	—	—	—	6D5MG	—	—	—
6AH5G	—	—	—	6D6	—	6U7G	2
6AL6G	—	—	—		—	6T6M	2
6B4G	—	6A3	2	6D6G	—	—	—
6B5	—	6N6G	2	6D7	—	6C6	2
6B6	—	6B6G	2	6D8	—	—	—
6B6G	6Q7G	—	4	6D8G	—	6A7M	4
6B7	—	6B8	2		—	6A8	4
	—	6B8G	—		—	6A8G	4
6B7M	—	6B8	4	6E4GT	—	—	—
	—	6B8G	4	6E5	6U5/6G5	—	—
6B7S	—	6B7	3-4	6E6	—	—	—
6B8	6B8G	—	5	6E7	—	6D6	2
6B8G	6B8	6B7M	4		—	6T6M	2
6B8GT	6B8	—	5	6E8G	—	—	—
	6B8G	—	—	6F5	6F5G	—	5
6C5	6C5G	—	5		6F5M	—	5
	6C5GT	—	—	6F5G	6F5GT	—	—
6C5G	6C5	—	—		6F5	—	—
	6C5GT	—	—		6F5M	—	—
					6F5GT	—	—

KEY NUMBERS

- | | |
|---|--|
| <ol style="list-style-type: none"> 1. Requires wiring change; 2. Requires socket change; 3. May require shielding; | <ol style="list-style-type: none"> 4. May require components or adjustments besides those of Nos. 1, 2 or 3; 5. Where space permits. |
|---|--|

NOTE: When other than audio or rectifier types are replaced, realignment of the receiver is recommended.

SUBSTITUTIONS

Type	Direct	Possible	Key No.	Type	Direct	Possible	Key No.
6F5GT	6F5	—	5	6J5G	6J5	—	—
	6F5G	—	5		6J5GT/G	—	—
	6F5M	—	5		6J5M	—	—
6F5M	6F5	—	—	6J5GT	6J5G	—	5
	6F5G	—	—		6J5GT/G	—	—
6F5MG	6F5	—	—		6J5M	—	5
	6F5G	—	—	6J5GX	6J5	—	—
6F6	6F6G	42	2-5		6J5G	—	5
	6F6M	—	—		6J5M	—	5
6F6G	6F6	42	2	6J5M	6J5GT/G	—	—
	6F6M	—	—		6J5	—	—
6F6M	6F6	42	2		6J5G	—	—
	6F6G	—	—	6J5GT/G	—	—	
6F7	—	6P7G	2	6J6GT	—	—	—
6F7M	—	—	—	6J7	6J7G	—	5
6F7S	—	6F7	3		6J7GT	—	—
6F8G	—	—	—	6J7G	77M	—	5
6G5	6U5/6G5	—	—		6J7	—	—
6G6G	—	—	—		6J7GT	—	—
6G7S	—	—	—	77M	—	—	
6H4G	—	—	—	6J7GT	6J7	—	—
6H5	6U5/6G5	—	—		6J7G	—	5
6H6	6H6GT/G	—	—		77M	—	5
6H6G	6H6	—	—	6J7MG	6J7	—	—
	6H6GT/G	—	—		6J7G	—	—
6H6GT	6H6	—	—	6J8G	6J7GT	—	—
	6H6GT/G	—	—		6J8M	6A8	4
6H6MG	6H6	—	—			6A8G	4
	6H6GT/G	—	—		6A8GT	4	
6H7M	—	—	—	6J8M	6J8G	—	—
6H7S	—	—	—	6K5G	6K5GT	—	—
6H8G	—	—	—	6K5GT	6K5G	—	5
6J5	6J5G	—	5	6K6G	6K6GT/G	—	—
	6J5GT/G	—	—	6K6GT	41M	—	—
6J5M	—	5	6K6G		6K6G	—	5
					6K6GT/G	—	—
				41M	—	5	

KEY NUMBERS

- | | |
|--|---|
| <p>1. Requires wiring change;</p> <p>2. Requires socket change;</p> <p>3. May require shielding;</p> | <p>4. May require components or adjustments besides those of Nos. 1, 2 or 3;</p> <p>5. Where space permits.</p> |
|--|---|

NOTE: When other than audio or rectifier types are replaced, realignment of the receiver is recommended.

SUBSTITUTIONS

Type	Direct	Possible	Key No.	Type	Direct	Possible	Key No.
6K6M/41M	6K6G	—	—	6M7G	—	—	—
	6K6GT/G	—	—	6M8GT	—	—	—
6K6MG	6K6G	—	—	6N5	6AB5/6N5	—	—
	6K6GT/G	—	—	6N5G	—	—	—
6K7	6K7G	—	5	6N6	6N6G	—	—
	6K7GT	—	—	6N6G	—	6B5	2
	6K7M	—	5	6N6GT	6N6G	—	5
6K7G	6K7	—	—	6N6MG	6N6G	—	5
	6K7GT	—	—	6N7	6N7GT/G	6A6	2-3
	6K7M	—	—	6N7G	6N7	6A6	2
6K7GT	6K7	—	—		6N7GT/G	—	—
	6K7G	—	5	6N7GT	6N7	6A6	2
	6K7M	—	5		6N7GT/G	—	—
6K7M	6K7	—	—	6P5G	6P5GT	—	—
	6K7G	—	—		86M	—	—
6K8	6K8G	—	5	6P5GT	6P5G	—	5
	6K8GT	—	—		86M	—	5
6K8G	6K8	—	—	6P6	—	—	—
	6K8GT	—	—	6P7G	—	6F7	2
6K8GT	6K8	—	—	6P8G	—	—	—
	6K8G	—	5	6Q6	—	—	—
6L5G	—	—	—	6Q6G	—	6T7G	4
6L6	6L6G	6V6	4	6Q7	6Q7G	—	5
	—	6V6G	4-5		6Q7GT	—	—
	—	6V6GT/G	4	6Q7G	6Q7	—	—
6L6G	6L6	6V6	4		6Q7GT	—	—
	—	6V6G	4	6Q7GT	6Q7	—	5
	—	6V6GT/G	4		6Q7G	—	—
6L6GT	6L6	6V6	4	6Q7MG	6Q7	—	—
	6L6G	6V6G	4-5		6Q7G	—	—
	—	6V6GT/G	4		6Q7GT	—	—
6L6GX	6L6	6V6	4	6R6G	—	—	—
	6L6G	6V6G	4-5	6R7	6R7G	—	5
	—	6V6GT/G	4		6R7GT	—	—
6L7	6L7G	—	5		6R7M	—	5
6L7G	6L7	—	—				
6M6G	—	—	—				

KEY NUMBERS

- | | |
|---|--|
| <ol style="list-style-type: none"> 1. Requires wiring change; 2. Requires socket change; 3. May require shielding; | <ol style="list-style-type: none"> 4. May require components or adjustments besides those of Nos. 1, 2 or 3; 5. Where space permits. |
|---|--|

NOTE: When other than audio or rectifier types are replaced, realignment of the receiver is recommended.

SUBSTITUTIONS

Type	Direct	Possible	Key No.	Type	Direct	Possible	Key No.
6R7G	6R7	—	—	6U5	6U5/6G5	—	—
	6R7GT	—	—	6U5/6G5	—	—	—
	6R7M	—	—	6U6GT	—	—	—
6R7GT	6R7G	—	5	6U7G	—	6D6	2
	6R7	—	—			6T6M	4
	6R7M	—	5	6V4G	—	—	—
6R7M	6R7	—	—	6V5G	—	—	—
	6R7G	—	—	6V6	6V6GT/G	—	—
6S5	—	—	—		6V6G	—	5
6S6GT	—	—	—	6V6G	6V6	—	—
6S7	6S7G	—	5		6V6GT/G	—	—
6S7G	6S7	—	—	6V6GT	6V6	—	—
6SA7	6SA7GT/G	—	—		6V6G	—	5
6SA7GT	6SA7	—	—	6V6GX	6V6GT/G	—	—
	6SA7GT/G	—	—	6V7G	—	85	2
6SC7	—	—	—			85M	2
6SD7GT	—	—	—	6W5G	—	6X5G	4
6SE7GT	—	—	—			6X5GT/G	—
6SF5	6SF5GT	—	—	6W6GT	—	—	—
6SF5GT	6SF5	—	—	6W7G	—	6J7G	4
6SF7	—	—	—	6X5	6X5G	—	5
6SG7	—	—	—		6X5GT/G	—	—
6SJ7	6SJ7GT	—	—	6X5G	6X5GT/G	—	—
6SJ7GT	6SJ7	—	—	6X5GT	6X5G	—	5
6SK7	6SK7GT/G	—	—		6X5GT/G	—	—
6SK7GT	6SK7	—	—	6X6	—	—	—
	6SK7GT/G	—	—	6Y3G	—	—	—
6SL7GT	—	—	—	6Y5	—	6X5G	1
6SN7GT	4	—	—			6X5GT/G	1
6SQ7	6SQ7GT/G	—	—	6Y5G	—	6X5G	1
6SQ7GT	6SQ7	—	—			6X5GT/G	1
	6SQ7GT/G	—	—	6Y5GT	—	6X5G	1-5
6SR7	—	—	—			6X5GT/G	1
6SS7	—	—	—	6Y5S	—	6X5G	1
6T5	6U5/6G5	—	—			6X5GT/G	1
6T6M	—	6U7G	4			6X5G	1
6T7G	—	—	—			6X5GT/G	1

KEY NUMBERS

- | | |
|--|---|
| <p>1. Requires wiring change;</p> <p>2. Requires socket change;</p> <p>3. May require shielding;</p> | <p>4. May require components or adjustments besides those of Nos. 1, 2 or 3;</p> <p>5. Where space permits.</p> |
|--|---|

NOTE: When other than audio or rectifier types are replaced, realignment of the receiver is recommended.

SUBSTITUTIONS

Type	Direct	Possible	Key No.	Type	Direct	Possible	Key No.
6Y5V	—	6X5G	1	7B5	—	6K6GT/G	2
	—	6X5GT/G	1		—	41	2-5
6Y6	6Y6G	—	5	7B6	—	6SQ7	2
6Y6G	—	—	—		—	6SQ7GT/G	2
6Y6GT	6Y6G	—	5		—	75	2-5
6Y7G	—	6N7	4	7B7	7A7	78	2-5
	—	6N7GT/G	—	7B8	7A8	6A8	2
6Z3	1V	—	—		—	6A8G	2-5
6Z4	84/6Z4	—	—		—	6A8GT/G	2
6Z5	—	6X5G	1	7C5	—	6V6	2
	—	6X5GT/G	1		—	6V6GT/G	2
	—	6N7	4	7C6	7B6	6SQ7	2
	—	6N7GT/G	4		—	6SQ7GT/G	2
6Z5/12Z5	—	6X5G	1	7C7	—	6SJ7	2
	—	6X5GT/G	1	7E6	—	6SR7	2
	—	6N7	4	7E7	—	6B8G	2
	—	6N7GT/G	4	7F7	—	6SC7	2
6Z6MG	—	—	—	7G7/1232	—	7V7	4
6Z7G	—	6SC7	4	7H7	—	7L7	4
	—	6SL7GT	4	7J7	—	6J8G	2
6ZY5G	—	—	—	7L7	—	7H7	4
7	Resistor	—	—	7N7	—	6F8G	2
7A4	—	6J5	2	7Q7	—	6SA7	2
	—	6J5G	2-5		—	6SA7GT/G	2
	—	6J5GT/G	2	7S7	—	7J7	4
7A5	—	7B5	4	7V7	7W7	—	—
7A6	—	6H6	2	7W7	7V7	—	—
	—	6H6GT/G	2	7Y4	—	6X5	2
7A7	—	6SK7	2		—	6X5G	2-5
	—	6SK7GT/G	2		—	6X5GT/G	2
7A8	—	6A8	2	7Z4	—	7Y4	4
	—	6A8G	2-5	8	Resistor	—	—
	—	6A8GT/G	2	9	Resistor	—	—
7B4	—	6F5	2	10	—	—	—
	—	6F5G	2-5	WD11	—	—	—
	—	6F5GT	2	WD12	—	—	—
	—	—	—	WX12	—	—	—

KEY NUMBERS

1. Requires wiring change;
2. Requires socket change;
3. May require shielding;
4. May require components or adjustments besides those of Nos. 1, 2 or 3;
5. Where space permits.

NOTE: When other than audio or rectifier types are replaced, realignment of the receiver is recommended.

SUBSTITUTIONS

Type	Direct	Possible	Key No.	Type	Direct	Possible	Key No.
12A	—	—	—	12SA7G	12SA7	—	—
12A5	—	6K6G	4		12SA7GT/G	—	—
		6K6GT/G	4	12SA7GT	12SA7	—	—
12A7	—	—	—		12SA7GT/G	—	—
12A8G	12A8GT	—	—	12SC7	—	—	—
	12A8M	—	—	12SC7GT	12SC7	—	—
	12A8MT	—	—	12SF5	12SF5GT	—	—
12A8GT	12A8MT	—	—	12SF5GT	12SF5	—	—
12A8M	12A8GT	—	3	12SF7	—	—	—
12A8MT	12A8GT	—	3	12SG7	—	—	—
12B6	—	12Q7GT	3	12SJ7	12SJ7GT	—	—
12B6G	12B6MT	12Q7GT	—	12SJ7GT	12SJ7	—	—
12B6M	12B6MT	12Q7GT	3	12SK7	12SK7GT	—	—
12B6MT	12B6	12Q7GT	3	12SK7G	12SK7	—	—
12B7	14A7/12B7	—	—		12SK7GT	—	—
12B8GT	—	—	—	12SK7GT	12SK7	—	—
12C8	—	—	—	12SL7GT	—	—	—
12C8GT	—	—	—	12SQ7	12SQ7GT/G	—	—
12E5GT	—	—	—	12SQ7GT	12SQ7	—	—
12F5GT	—	—	—		12SQ7GT/G	—	—
12H6	—	—	—	12SR7	—	—	—
12J5G	12J5GT	—	—	12Z3	—	—	—
12J5GT	—	—	—	12Z5	—	—	—
12J7G	12J7GT	—	—	14	—	—	—
12J7GT	—	—	—	14A4	—	7A4	4
12K7G	12K7GT	—	—	14A7	14A7/12B7	—	—
	12K7MT	—	—	14A7/12B7	—	7A7	4
12K7GT	12K7MT	—	—	14B6	—	7B6	4
12K7M	—	12K7GT	3	14B8	—	7B8	4
12K7MT	—	12K7GT	3	14C5	—	7C5	4
12K8	—	—	—	14C7	—	7C7	4
12K8GT	12K8	—	—	14E6	—	7E6	4
12Q7G	12Q7GT	12B6MT	3	14F7	—	7F7	4
12Q7GT	—	12B6MT	3	14H7	—	7H7	4
12S7GT	—	—	—	14J7	—	7J7	4
12SA7	12SA7GT/G	—	—	14N7	—	7N7	4

KEY NUMBERS

- | | |
|---|--|
| <ol style="list-style-type: none"> 1. Requires wiring change; 2. Requires socket change; 3. May require shielding; | <ol style="list-style-type: none"> 4. May require components or adjustments besides those of Nos. 1, 2 or 3; 5. Where space permits. |
|---|--|

NOTE: When other than audio or rectifier types are replaced, realignment of the receiver is recommended.

SUBSTITUTIONS

Type	Direct	Possible	Key No.	Type	Direct	Possible	Key No.
14Q7	—	7Q7	4	25Z3	—	—	—
14Y4	—	7Y4	4	25Z4	—	—	—
15	—	—	—	25Z4GT	—	—	—
17	—	—	—	25Z5	—	25Z6GT/G	2
18	—	—	—	25Z5G	25Z5	—	—
19	—	1J6G	2	25Z6	25Z6GT/G	—	—
20	—	—	—	25Z6G	25Z6	—	—
R/AC20	—	—	—	25Z6GT	25Z6GT/G	—	—
20J8M	—	12K8	4		25Z6	—	—
21B	—	—	—		25Z6GT/G	—	—
22	—	—	—		25Z6	—	—
24	24A	—	—	26	—	—	—
	24S	—	—	27	27S	—	—
24A	24S	—	—	27S	—	27	3
24S	24A	—	—	29	—	—	—
25A6	25A6GT/G	—	—	30	—	1H4G	2
25A6G	25A6GT/G	—	—	R/AC30	56	—	—
25A6GT	25A6GT/G	—	—	31	—	1G5G	4
25A7G	25A7GT/G	—	—	32	—	—	—
25A7GT	25A7GT/G	—	—	R/AC32	—	—	—
25AC5G	25AC5GT/G	—	—	32L7GT	—	—	—
25AC5GT	25AC5GT/G	—	—	33	—	—	—
25B5	—	25L6GT/G	4	34	—	—	—
25B6G	—	25L6GT/G	4	34M	—	1D5GP	3
25B8GT	—	—	—	35A	51S	—	—
25C6G	—	—	—	35A5	—	—	—
25D8GT	—	—	—	35A5LT	35A5	35L6GT/G	4
25L6	25L6GT/G	—	—	35L6G	35L6GT/G	—	—
25L6G	25L6GT/G	—	—	35L6GT	35L6GT/G	—	—
25L6GT	25L6GT/G	—	—	35RE	—	—	—
25N6G	—	25L6GT/G	4	35S/51S	35A	—	—
25RE	—	—	—	35Y4	—	—	—
25S	1B5/25S	—	—	35Z3	—	—	—
25X6GT	—	25Z6GT/G	4	35Z3LT	35Z3	35Z4GT/G	4
25Y4GT	—	—	—	35Z4GT	—	35Z5GT/G	4
25Y5	—	25Z6GT/G	4	35Z5G	35Z5GT/G	—	—
				35Z5GT	35Z5GT/G	—	—

KEY NUMBERS

- | | |
|---|--|
| <ol style="list-style-type: none"> 1. Requires wiring change; 2. Requires socket change; 3. May require shielding; | <ol style="list-style-type: none"> 4. May require components or adjustments besides those of Nos. 1, 2 or 3; 5. Where space permits. |
|---|--|

NOTE: When other than audio or rectifier types are replaced, realignment of the receiver is recommended.

SUBSTITUTIONS

Type	Direct	Possible	Key No.	Type	Direct	Possible	Key No.
35Z6GT	—	—	—	50Y6G	50Y6GT/G	—	—
36	—	—	—	50Y6GT	50Y6GT/G	—	—
37	—	—	—	50Z6G	—	—	—
38	—	—	—	50Z6GT	—	—	—
39/44	—	—	—	50Z7G	—	50Y6GT/G	4
40	—	—	—	51	35A	—	—
40Z5/45Z5GT	—	—	—		51S	—	—
41	41S	6K6G	2	51S	—	35A	3
	—	6K6GT/G	2	52	—	—	—
41M	6K6G	—	—	53	—	6A6	4
	6K6GT/G	—	—	55	55S	85	4
41S	41	—	—	55S	55	—	—
42	—	6F6	2	56	56S	76	4
	—	6F6G	—	56AS	—	76	4
	—	6F6M	2	56S	—	56	3
42S	42	—	—	57	57S	77	4
43	—	25A6	2		—	6C6	—
	—	25A6GT/G	—	57AS	—	57	3
45	—	—	—	57S	—	57	3
45A	45	—	—	58	58S	78	4
45Z3	—	—	—		—	6D6	—
45Z5GT	40Z5/45Z5GT	—	—	58AS	—	58	3
R/AC45	45	—	—	58S	—	58	3
46	46S	—	—	59	—	—	—
46A1	—	—	—	64	—	—	—
46B1	—	—	—	65	—	—	—
46S	46	—	—	68	—	—	—
47	47S	—	—	69	—	—	—
47S	47	—	—	70	—	—	—
48	—	—	—	70A7GT	—	70L7GT	4
49	—	—	—	70L6GT	—	—	—
50	—	—	—	70L7GT	—	32L7GT	4
50A5	—	—	—	71A	—	—	—
50C6G	—	—	—	75	75S	—	—
50L6G	50L6GT/G	—	—	75M	6Q7	—	—
50L6GT	50L6GT/G	—	—		6Q7G	—	—

KEY NUMBERS

- | | |
|--|---|
| <p>1. Requires wiring change;</p> <p>2. Requires socket change;</p> <p>3. May require shielding;</p> | <p>4. May require components or adjustments besides those of Nos. 1, 2 or 3;</p> <p>5. Where space permits.</p> |
|--|---|

NOTE: When other than audio or rectifier types are replaced, realignment of the receiver is recommended.

SUBSTITUTIONS

Type	Direct	Possible	Key No.	Type	Direct	Possible	Key No.
75S	75	—	—	89	89S	—	—
76	—	6P5G	2	89S	89	—	—
77	—	6C6	4	95	—	—	—
77M	—	6J7	3	V99	—	—	—
	—	6J7G	3	X99	—	—	—
78	78S	6D6	4	R100	—	—	—
78S	78	—	—	117E4GT	—	—	—
79	—	6N7	4	117L7GT	117L7/M7GT	—	—
	—	6N7GT/G	4	117M7GT	117L7/M7GT	—	—
80	—	5Y3G	4	117N7GT	—	—	—
	—	5Y4G	4	117P7GT	117L7/M7GT	—	—
81	—	—	—	117Z6G	117Z6GT/G	—	—
82	—	—	—	117Z6GC	117Z6GT/G	—	—
82V	—	—	—	117Z6GT	117Z6GT/G	—	—
83	—	—	—	182B/482B	—	—	—
83V	—	5V4G	2	183/483	—	—	—
84/6Z4	84M	6X5G	2	R200	—	—	—
	—	6X5GT/G	2	230S	30	—	—
84M	84/6Z4	—	—	233S	33	—	—
84S	84/6Z4	—	—	234S	—	34	3
85	85S	6V7G	3	401	—	—	—
85AS	—	—	—	427	—	—	—
85M	6V7G	—	—	485	—	27	4
85S	85	—	—	950	—	—	—
86M	6P5G	—	—	1232	7G7/1232	—	—
86S	76	—	—	1852	6AC7/1852	—	—
87S	—	77	3	1853	6AB7/1853	—	—
88M	6K7M	6K7	3	XXD	14AF7	—	—
	—	6K7G	—	XXL	—	7A4	4
88S	78S	78	3				

KEY NUMBERS

- | | |
|---|--|
| <ol style="list-style-type: none"> 1. Requires wiring change; 2. Requires socket change; 3. May require shielding; | <ol style="list-style-type: none"> 4. May require components or adjustments besides those of Nos. 1, 2 or 3; 5. Where space permits. |
|---|--|

NOTE: When other than audio or rectifier types are replaced, realignment of the receiver is recommended.

ELECTRONICS



Electronics and electronic devices today are helping a great deal in the war effort and are destined to play a tremendous part in the ultimate defeat of our enemies. While the nature of these devices is a military secret they are the foundation of a great new peacetime industry.

Not only will radio and television be vastly improved but, using their war-won knowledge of electronics, engineers will create hundreds of entirely new products — many of which you will have the opportunity to sell and service.

The radio dealer of today may well become the electronic product dealer of tomorrow. Already alert radio service men are becoming the electronic maintenance men in their communities.

Don't think of electronics as something far away from you. Electronic tubes are at work right now in your city. They are opening doors, levelling elevators, controlling electric motors, controlling welding machines, counting traffic, assisting in medical treatment, controlling room temperatures, furnishing entertainment and performing hundreds of other useful tasks in home and industry.

There's no reason for any radio service man to think of electronic devices as something strange and complicated. All electronic tubes are fundamentally the same as the tubes in a General Electric radio.



The size and scope of the electronic industry is limited only by the vision of the men in it.

GENERAL ELECTRIC RADIOTRONS

Go to War!

**Army... Navy... Air Force... all use
G-E Radiotrons for Communications**

Up and down the battle lines . . . the supply lines . . . the propaganda lines . . . the air is crackling with communications and commands. And, wherever radio is flashing into action—there you will find trusty, durable G-E Radiotrons at work! The Army, the Navy, the Air Force, the radio men in every wartime service, all use the same dependable G-E Radiotrons that you hand with confidence across your counter.



MADE IN CANADA

**CANADIAN GENERAL ELECTRIC CO.
LIMITED**

Sydney • Halifax • St. John • Quebec • Sherbrooke • Montreal • Ottawa • Toronto • New Liskeard • Hamilton • Sudbury • London
Windsor • Fort William • Winnipeg • Regina • Saskatoon • Lethbridge • Edmonton • Calgary • Trail • Kelowna • Vancouver • Victoria