

*****AUTO**SCH 3-DIGIT 856
 0026125 RMEA E0803
 TOM MILLER 85
 ASST CHIEF ENGINEER
 KTZR
 2033 S AUGUSTA PL
 TUCSON AZ 85710 7905

■ **LESSONS OF THE CONVENTIONS** Page 3

■ **POTENT ONE-TWO PUNCH**
 Cris Alexander on what happens when lightning and high-power RF get together. Page 10

■ **AN OP-AMP PRIMER**
 Buc Fitch explores the ubiquitous operational amplifier. Page 14

Radio World

ENGINEERING EXTRA

October 15, 2008

DESIGNER INTERVIEW



Peter Bloomfield

Architect Says Well-Planned Stations Bring Out the Best In Communities

by Michael LeClair

Bloomfield & Associates, Architects has designed and helped construct numerous broadcast facilities for companies as diverse as CBS, Cox, Sandusky, Entercom and National Public Radio. Its work has received

SEE BLOOMFIELD, PAGE 4

RW-EE: A Deep Technology Read for Engineers



Visit our Web site at www.radioworld.com

WHITE PAPER

A New Approach to Peak-to-Average Power Reduction for Hybrid FM IBOC Transmission

Benefits Are Seen in Reduced Transmitter Size, Lower Cost of Increased Digital Power

by Philipp Schmid

The author is research engineer with Nautel Inc.

The recent move to increase the signal power allocated to the digital subcarriers for HD Radio has prompted Nautel to take a closer look at the peak-to-average power ratio (PAPR) reduction of the standard IBOC solution and its applicability within this new reality.

While the standard PAPR reduction effectively reduces signal peaks from over 12 dB to less than 8 dB, Nautel introduces a novel approach to PAPR reduction specifically for the hybrid FM plus IBOC waveform.

Many of the principles apply to all digital transmission, but significant gains are realizable only in hybrid transmission. Research conducted at Nautel to date indicates that a savings of 30 percent or more in required transmitter power can be obtained.

To take full advantage of the new subcarrier power levels, additional transmitter overhead will be required. However, even existing hybrid transmitter installations can benefit from this innovation and effectively boost the power in their digital subcarriers.

IBOC SIGNAL CHARACTERISTICS

As HD Radio gains more and more momentum, many radio stations are already transmitting the in-band, on-channel signal. However, many stations cite high HD conversion costs with (as of yet)

SEE PAPER, PAGE 20

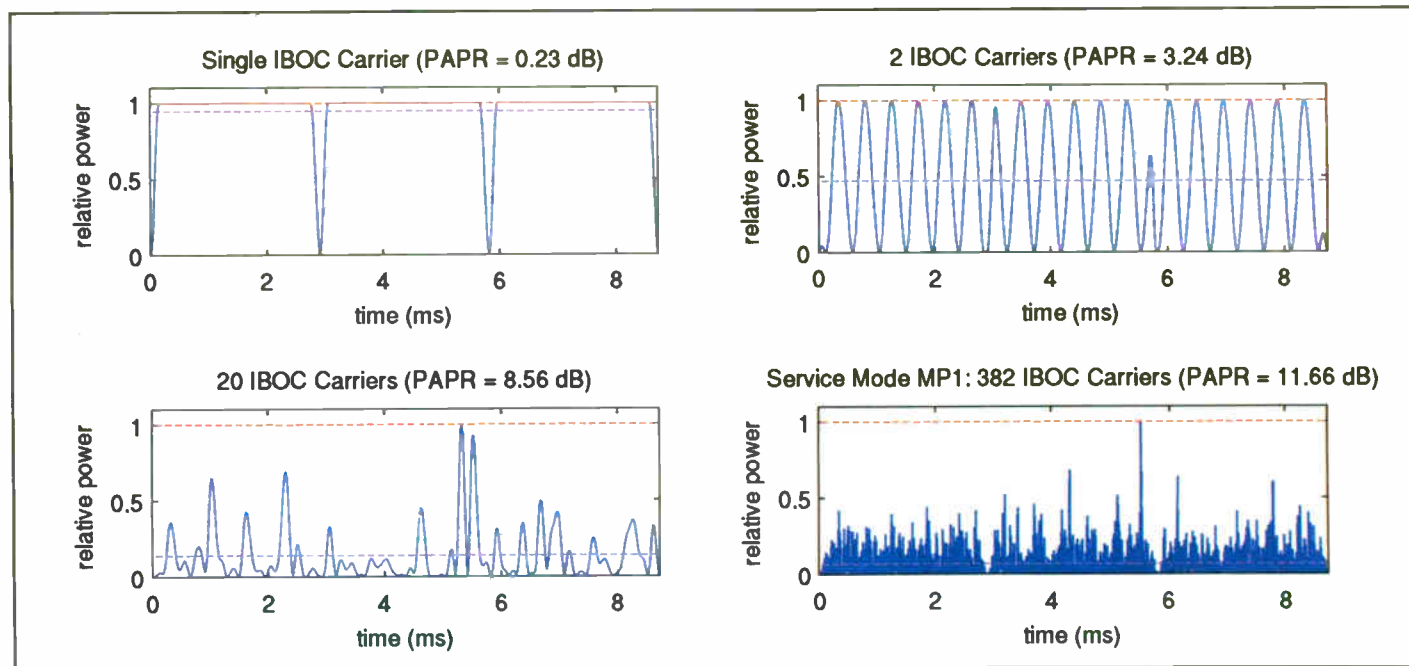


Fig. 1: Instantaneous Power Requirements Over 3 IBOC Symbols

The Evolution Series

Revolutionary Feature Set — Revolutionary Pricing



Wheatstone

www.wheatstone.com



Ethernet Audio Done Right



MEET THE SQUARE

The Wheatstone E² (E SQUARE) gives you the convenience of Ethernet audio without all the IP hassle. It just *knows*. The built-in Setup Wizard lets you configure an entire system with just your browser and a laptop. Unplug it when you're done and there's no PC between you and system reliability.

SQUAREs are totally scalable: use one as a standalone 8x8 studio or transmitter site router, with browser access from anywhere. Plug two together and have a standalone digital snake. Add a fanfree mix engine and build yourself a studio using analog and digital I/O SQUAREs.

All the power is *in* the SQUARE. Distributed intelligence replicates all configuration data to every unit. Profanity delay and silence detection are done *in* the SQUARE. Even virtual mixing (w/automation protocol) —it's *in* there; all with real front panel meters, 32 character status indicators and SNMP capability.



88E DIGITAL ENGINE: Just plug an E-SERIES control surface or GLASS E computer interface into this engine and get all the mixes, mic and signal processing you need. Fanfree, so it can stay in the studio where it belongs.

Because the E² system doesn't rely on a third party GUI, tech support is straightforward (and 24/7). Likewise, system operation doesn't require external PCs for continued full functionality. Best of all, 1 Gigabyte protocol eliminates the latency and channel capacity restrictions associated with older technology.

E-SQUARE is Ethernet audio done RIGHT!

Studio 1



E-SERIES control surface



88D I/O: 8 digital inputs and outputs. You can headphone monitor and meter any of the SQUARE's inputs or outputs in real time. The 32 character display gives you all the information you need about your audio and system configuration. And because you can operate in either 8-channel stereo or 16-channel mono mode, 16 channels of metering are provided.



88A I/O: 8 analog inputs and outputs. You can bring a new SQUARE up in seconds and of course use the front panel encoder for your X-Y control. Front panel status LEDs give you continuous link, status, and bit rate information as well as confirmation of any GPIO activation.




88AD I/O: 4 analog plus 4 digital inputs and outputs—perfect for small studios or standalone routing.



88 I/O CONNECTIONS: E² has both DB-25s for punchblock interface and RJ-45s for point-to-point interface. All SQUAREs have 12 individually configurable opto-isolated logic ports that can be either inputs or outputs.

STUDIOS DONE EASY!



■ Telephone: (703) 852-4600
 ■ Business Fax: (703) 852-4582
 ■ Editorial Fax: (703) 852-4585
 ■ E-mail: radioworld@nbmedia.com
 ■ Online: www.radioworld.com

Next Issue

Radio World: October 22, 2008
 Engineering Extra: December 10, 2008

—EDITORIAL STAFF—

Paul J. McLane Editor in Chief, U.S.
 Michael LeClair Technical Editor, RWEE
 Karen Lee Production Publication Coordinator/
 Production Editor, RWEE
 Leslie Stimson News Editor/Wash. Bureau Chief
 Brett Moss Gear & Technology Editor
 Thomas R. McGinley Technical Adviser
 John Bisset Contributing Editor
 Skip Pizzi Contributing Editor
 Rogelio Ocampo Latin America Editor in Chief
 Karina Gerardi Latin America Editor
 Brian Smith Managing Editor, Web
 Peter Finch Editorial Assistant, Milan

—ADMINISTRATION & PRODUCTION—

John Casey Publisher
 T. Carter Ross Editorial Director
 Davis White Production Director
 Lori Richards Ad Traffic Manager

—CIRCULATION—

Anne Drobish Associate Circulation Director,
 Audience Development
 Kwentin Keenan Circulation Manager
 Michele Fonville Circulation Coordinator

—SUBSCRIPTIONS—

Radio World Engineering Extra, P.O. Box 282, Lowell, MA 01853
 Telephone: 888-266-5828 (USA only 8:30 a.m.–5 p.m. EST)
 978-667-0352 (Outside the US)
 Fax: 978-671-0460
 E-mail: newbay@computerfulfillment.com

—CORPORATE—

NewBay Media LLC

Steve Palm President and CEO
 Paul Mastronardi Chief Financial Officer
 Jack Liedke Controller
 Nancy Gregson Marketing Director
 Denise Robbins Group Circulation Director
 Joe Ferrick Vice President of Web Development

Market Groups

Carmel King Executive Vice President, Video/Broadcast Group
 Eric Trabb Vice President / Sales Director, Video/Broadcast Group
 Adam Goldstein Vice President, Group Publishing Director
 Pro Audio & Systems Division
 John Pledger Vice President, Group Publishing Director
 Music Player Network

Radio World Founded by Stevan B. Dana

Radio World (ISSN: 0274-8541) is published bi-weekly with additional issues in February, April, June, August, October and December by NewBay Media, LLC, 810 Seventh Avenue, 27th Floor, New York, NY 10019. Phone: (703) 852-4600; Fax: (703) 852-4582. Periodicals postage rates are paid at New York, NY 10019 and additional mailing offices. POSTMASTER: Send address changes to Radio World, P.O. Box 282, Lowell, MA 01853. REPRINTS: For reprints call or write Caroline Freeland, 5285 Shawnee Rd., Ste. 100, Alexandria, VA 22312-2334; (703) 852-4600; Fax: (703) 852-4583. Copyright 2008 by NewBay Media, LLC. All rights reserved.

—Printed in the USA—



FROM THE TECH EDITOR

by Michael LeClair



Live from the National Political Conventions

Helpful Lessons From Denver and St. Paul

In this turbulent political year I had the “privilege” to plan and execute support for two weeks of live radio coverage covering the national political conventions.

While this was a long and relatively hard project to complete it was of great interest to be on-site where these events took place.

The Democrats held their event in Denver first. Immediately after, the Republicans celebrated in St. Paul, Minn. My mission was to assist our crew of 13 reporters, producers and audio engineers to make sure their live broadcasts and news reports would happen on time and with the necessary infrastructure.

The purpose of national political conventions today is vestigial; no presidential candidates have been selected as part of the convention process for many decades. The formal announcement of the primary votes and acceptance by the selected candidate is still done at the convention, but this is mostly a formality.

Instead, the conventions are held largely as media events. The goal is to allow each party to speak to the populace and state their campaign themes and messages at length. This still serves a useful purpose in introducing the end stages of the political campaign season. After the conventions are over, the presidential campaigns begin in earnest.

PLAN, PLAN, PLAN

At WBUR we produce two daily live shows which are distributed nationally. Both of these shows were committed to broadcasting live from both conventions. Our call-in talk show, “On Point,” is normally scheduled to run live from 10 a.m. to noon Eastern Time; our daily news magazine show, “Here and Now,” airs from noon to 1 p.m. In addition, our news department in Boston was eager to send a host, a reporter and a producer to put together interviews and features that addressed local issues to supplement our local coverage.

Each show had somewhat different requirements. The most complex was “On Point,” which required an on-site producer, IFB in both directions and remote computer access to scripts and call screen information from Boston during the show. Somewhat simpler were the requirements for the news reporters. Much of what they filed was done live over ISDN, straight into a digital audio workstation for mixing and editing. However, it was also possible for them to record much of their material on Marantz flash recorders and upload these elements and even interviews via FTP.

I began planning the equipment, furniture and telecommunications requirements for these events in March. Although it wasn't possible at that early date to know for certain the exact needs of all three programs, the general outlines of the events and their background were available for discussion and we could begin to develop budgets and gather information.

One of the most important requirements for planning an operation this large is to retain as much flexibility as possible. I find

that the worlds of engineering and news operate so differently that it is essential to communicate regularly and frequently between these two groups so that each is aware of the other's needs.

For example, it is necessary to make payments for all the telecommunications circuits required at least 6 weeks before any event, or risk not having any circuits at all — this is a feature of the world of engineering. On the



On the air with Director Hilary McQuilken and ‘On Point’ host Tom Ashbrook.

other hand, news organizations must respond to the latest breaking developments and often must change plans 24 hours before a scheduled event. Both sides need to keep calm and work together to succeed.

Meetings between me and various members of the news department took place on about a weekly basis as we refined coverage plans and figured out just what we needed. It helps to have one person tasked on the news side with authority to approve the budget and resolve internal news questions when they arrive.

FREQUENT FLYER

To assist the media in their logistics planning, each party holds a couple of media walk-through events where the site can be inspected. I find these walkthroughs to be immensely helpful in many ways.

First, if your radio station cares enough to send someone across the country to participate in these events, it is noted and respected by the people who organize them. It makes sense to use these events as much for their social networking possibilities as for information gathering about logistics. The names you get, and hopefully phone numbers, often are the ones you go to in an emergency when something isn't working right. Just knowing who to call can often save hours of precious time when a broadcast is on the line.

I also know a few other engineers in the public radio world who broadcast live from the conventions, and generally I can meet up with them and share our plans. Often this results in cooperation that can save money and time during the actual event.

For example, we shared pool audio feeds at both sites in Denver with WNYC, saving us from both having to run separate pool audio lines about 200 feet away to the mult box.

I attended walkthroughs in both St. Paul and Denver. For each I brought with me a digital camera and took as many notes and pictures as I could. When I returned, I prepared a short PowerPoint presentation for the staff that would be going to each site so they could get a glimpse of what to expect before they arrived.

Even such basic things as maps to show the airport and hotel locations are very helpful to travelers on a strict timeline.

I also used each trip as a chance to visit and speak directly to local stations in each city, as we planned to use a local studio for a final live broadcast on the day after the convention ended.

The Democratic convention was a good example of how media events like this can be quite fluid.

One week before I was supposed to fly to



Pepsi Center hallway designated for Radio Row as seen during the media walk-through in July. Site photos help staff prepare for what to expect when they arrive at an event.

Denver for the walkthrough in June, the event was cancelled and rescheduled for about four weeks later (yes, this cost a lot of us in the media to lose money on our airline tickets).

To make things more interesting, during the actual walkthrough in July it was announced that Barack Obama would make his acceptance speech at the Invesco Field football stadium rather than at the convention center.

SEE CONVENTIONS, PAGE 12

IN THIS ISSUE

- 1 Architect Says Well-Planned Stations Bring Out the Best In Communities
- 1 A New Approach to Peak-to-Average Power Reduction for Hybrid FM IBOC Transmission
- 3 Live from the National Political Conventions
- 10 A Potent One-Two Punch
- 12 Gain Insight Into Op-Amp Circuits
- 14 Op-Amps Are Used Widely in Broadcast Circuits
- 30 What Does It Mean to Be Multilingual?

Bloomfield

CONTINUED FROM PAGE 1

multiple awards.

Peter Bloomfield founded the architectural firm Bloomfield & Associates, Architects in 1982 and is the president. The firm's initial focus was on small-scale, community-based projects. The business has grown to serve private and public sector clients on both small and large-scale projects. Bloomfield & Associates is based in Philadelphia, and has 12 employees.

A few years ago the National Association of Broadcasters approached Bloomfield and asked him to write a book on the design of broadcast facilities. "A Face for Radio: Radio Station Planning and Design" was published in 2007. "A Place for Television" is in the works.

Other senior members of the firm include Senior Principal Mark Motl, Principal Mary Ellen Strain, and Senior Designer David Kinnaird.

In this month's interview we spoke via e-mail with Bloomfield and explored his ideas on radio broadcast facility design.

What type of services does Bloomfield & Associates provide?

We can — and will — provide whatever a project requires, from helping conceptualize and initial budget development through construction. Actually, we try and monitor our projects for a year or two after completion, but that's more for our education and industry information.

Many projects start small and grow.

There have been a number of times when we have told clients that they are better off holding off for a while. Occasionally we will join a team that includes a local architect or we will help clients interview a design firm to help out but mostly we are hired for full design and construction services.

That being said, I think that we are at our finest, and provide the greatest value to our clients, if we are involved very early on.

To us, that means being part of the team that defines the project and considers various site options. Often that means working to define both needs and wants. That can mean helping to define everything from specific equipment and furniture needs to general discussions about organization and how the renovated or new facility will function in the community.

If we are doing our job right, there will be some amount of "Hmmm, I never thought of that," and a fair amount of, "Yeah, that's pretty much what we thought." In the end of this initial effort, we should have a pretty clear idea as to just how much space we will be looking for or need to build. It should also allow for some expansion (and even contraction)



Lobby of Entercom Kansas City

'Many of our clients in both the private and public broadcast sector are looking to build spaces that do more than just facilitate the making of content.'

should the need arise. Clearly budget will be part of these early discussions as will schedule.

At that point, we often help our clients "go into the market" and consider various real estate options. Potential image in community and ease of access by staff and the public are often part of this initial look but, by and large, they give way to engineering and, of course, budget.

We encourage our clients to compare sites based on budget but have also learned that long-term costs can easily trump initial expenditures. We've found that looking 10 years out — what the total cost of occupying a particular locale will be — is a pretty good means when comparing sites.

During the selection process, we will often do some fairly quick plans to test how the "finalists" fare when considered with programmatic needs. Often spaces that look to be more expensive in the long run are a "better deal" because of space efficiencies and costs of operations.

Now the fun begins. With defined space needs and a likely site, we continue the design process with greater attention to detail. Continued discussions regarding general needs and organization slowly give way to detailed room sizes, equipment demands and furniture needs.

As needed, consultants are brought on and the drawings and specifications are honed and refined. All finishes are selected and systems documented in drawing and specifications that are then sent out for pricing.

Once the contractor is procured and a final cost confirmed, we work with our clients to assure that construction matches both the intent and detail of the design drawings.

Let's face it, everybody has horror stories about construction; but a combination of thorough investigation prior to design, complete design documentation, careful contracts and vigilant site supervision can

keep surprises down to the very minimum.

Most of our clients rely on us to select, specify and coordinate furniture, which we see as part of the total design. Sometimes the move and even help with disposition of a former facility is part of our service.

In the end, we basically provide design and construction services in a manner that satisfies a vision and need while allowing our clients to do what they do best: sell, produce and broadcast.

One other service we provide but typically don't charge for: We make a concerted effort to revisit our past projects after six months and then again after a year of occupancy. The lessons for future projects are invaluable.

Usually it's a great time and an opportunity to get together with the people we have spent a lot of time with during the site selection, design and construction efforts.

While your work as architects and designers is largely known as serving the communications industry, do you also do work beyond radio and television?

We value our reputation within "the industry" but also readily admit that our work beyond traditional broadcast facility design is vital to providing a well-rounded perspective when we serve our radio and television clients.

Our diversity is a huge asset to our clients. There are lessons to be learned in a broad variety of places and our classroom, library and other facility design work serves to inform our work for the broadcast industry and vice-versa.

This is becoming more and more the case as spaces across the board become more utilitarian and multi-functional.

For example, our background in the making of a broad variety of acoustically sensitive spaces has been developed through years of working with smart and demanding clients in the broadcast industry. That knowledge was invaluable when we worked on the design of the new Wisconsin State Library. While a traditional library in many ways, it also serves as the continuing education hub for the legal industry.

Libraries and classrooms today need to look beyond their walls, and the spaces we design to support that aspect need to be acoustically, visually and technically sophisticated.

From the other side, the last 10 years or
SEE BLOOMFIELD, PAGE 6

PREVENT BROADCAST DOWNTIME WITH

STABILINE®

POWER QUALITY SOLUTIONS

Transient Voltage Surge Suppressors	Automatic Voltage Regulators
	
CS1 Series / Service Entrance Protection	WHR Series / Transmitter & Facility Protection
<ul style="list-style-type: none">• Parallel Connected• 60 to 300kA Surge Current Capacity• Single & Three Phase Models• All Mode Protection• Individually Fused MOV's• NEMA 4X or NEMA 4/12 Enclosure	<ul style="list-style-type: none">• Rugged & Robust Technology• Single & Three Phase Models• 2 to 1,680 kVA Capacities• 19-Inch Rack Mount Models• Narrow & Wide Input Correction Ranges• High Overload Capability

 **Superior Electric**

28 Spring Lane, Suite 3, Farmington, CT 06032
Phone 860-507-2025 • Fax 860-207-2050
www.superiorelectric.com

GET EVERYTHING UNDER CONTROL



- RS-232 Control of all RDL Switching Modules
Examples include computer controlled switching of 4x1 and 2x1 audio, video and digital audio signals.
- RS-232 Control of Many OEM Products
- Eight 0 to 10V (or 0 to 5V) Outputs
Examples include computer control of audio levels using RDL VCA modules or computer control of lighting.
- Status Inputs from Eight Sources
Examples include sensing contact closures from satellite receivers or from RDL audio or video detection modules.
- Rack mountable using RDL RU-RA3HD

RS-232

- RS-232 Control of 8x4 Audio Routing
Direct interface with RDL System 84 allows switching, mixing & routing 8 mono or stereo sources to 4 outputs.
- Eight 0 to 10V (or 0 to 5V) Outputs
Examples include computer control of audio levels using RDL VCA modules or computer control of lighting.
- Status Inputs from Eight Sources
Examples include sensing contact closures from satellite receivers or from RDL audio or video detection modules.
- Rack mountable using RDL RU-RA3HD



www.rdl.net.com

RDL • 659 N. 6th Street • Prescott, AZ • 86301



RDL[®]
Radio Design Labs
(800)-281-2683

Bloomfield

CONTINUED FROM PAGE 4

so has seen a huge change in the way we make broadcast facilities. Many of our clients in both the private and public broadcast sector are looking to build spaces that do more than just facilitate the making of content. We look to design facilities that are more accessible and open to the community at large and serve as marketing tools. Image is important in attracting the best in staff and can be a terrific sales tool.

Our institutional and non-broadcast experience — where we are often called upon to help create public forum spaces — gives us an additional insight when working with radio and television clients looking to enhance their image as being truly local.

Can you discuss a project or two that you are particularly proud of and why?

All humility aside, I can say that there are none, so far, that embarrass us or — I'm pretty sure — our clients. Accordingly, there are few projects where we, years after completion, are not in touch with the people at those facilities. We take pride in the fact that, by and large, our past projects have been embraced by the people that use them on a daily basis. It is visible in the way they are cared for and maintained. Many still look new and fresh after eight or ten years of hard use.

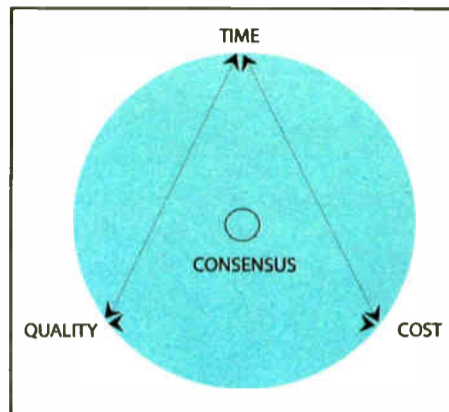
But to answer your question, the first one that comes to mind is not the largest,

but look at it and think of it as some sort of cathedral of communications.

The second project that comes to mind is KYW, the all-news CBS facility in Philadelphia. We had a terrific working relationship with local General Manager David Yadgaroff as well as Regional Engineer Erich Steinnagel, and Wes Spencer who watched over the project at the national level for CBS from the beginning. The result shows it.

We all quickly agreed that even though space was at a premium, the lobby should be seen as a public forum space for the city even if it was on the 10th floor of a relatively nondescript office building. It worked well as an idiom — especially given their well-placed image in the community as the epicenter of news gathering.

We looked to create a space where the



Do you want it fast, cheap or done well? Pick two.



Lobby of CBS Philadelphia [KYW]

the most visible or even the one with the biggest budget. The Entercom facility in Greenville, S.C., saw us take a cheap and dumpy office building on the edge of town and rework it from the inside out to create a new facility that looks like a broadcast facility. The "re-skinning" of most of the building was more than just a pretty face, as it allowed us to look at how this effort might significantly reduce utility costs.

The existing footprint required a clever and thoughtful plan to satisfy program needs and still feel open and successful; it was accomplished by working closely with management and their chief engineer, Gerry Massey.

Working with Gerry — truly a gifted engineer — was terrific. Early on, we worked closely with him on the large-scale engineering issues but as integration efforts proceeded, he clearly took the lead in the making of the Technical Operations Center.

His solution to the interconnection of equipment was to use lightweight cable trays that are configured to arch over the spaces between the racks. One can't help

public might meet the newsmakers as they proceed to studios or conference areas. From the carefully placed views of the city to the map of Philadelphia made of terrazzo tile on the lobby floor, this facility is everything about the town — short of a cheesesteak vendor.

Name the three most important aspects of the design of a radio facility in your opinion.

Only three? OK, how about time, design and money.

Clearly there are other very important aspects but these three are probably not a bad beginning to the discussion.

Let's start with the time issue. Of course there is never enough time!

While it may sound way off in the distance, for many efforts, two to three years out is not a bad view shed when getting started. No matter what the project, the more likely you are able to meet your budget and satisfy your other goals if you have allocated enough time. Page 84 in our book "A Face for Radio" includes this diagram (see illustration). Essentially, if you



Entercom Greenville — Before ...



... And After

want quality and have a tight budget, give it plenty of time. The inverse of this, of course, explains that if you are short on time, maintaining quality will likely be more expensive.

With time comes the opportunity to consider a variety of options. That seems like a good segue into the next item on my list of three: design.

Any architect designing a broadcast, or any, facility worth his or her salt must first listen. Architect Louis Kahn is often quoted as saying "Let the site speak to you before you speak to the site." In these types of projects, we think that the users often constitute the site and that good ideas come from a broad variety of places.

The design professionals and team leaders need to listen carefully and incorporate the best ideas whenever possible. Not only does it make for a better product, it encourages an "ownership" of the facility that sets a stage for success that goes well beyond bricks and mortar.

Yes, knowledge of the industry is important and experience with regards to technical components, acoustics and working methodologies is often invaluable. However, good design and successful spaces are made by thoughtful interaction between client and architect. We look at it as "visioning" what our clients "envision."

That good team of user and designer works best if the budget is developed early on and seen as something of a "living" document. If the final dollars are set but the allocation open to adjustment, there are often savings to be had by adjusting budget figures between disciplines.

For example, it may be as simple as looking at how the technology components are bought. In some cases it makes sense

for the general contractor to install some of it as part of his or her electrical package; in other cases it does not. Clearly the technology parts and their budget development must be integral to the architectural at all times. The same is true for the furniture and millwork budget. Often a contractor can provide work surfaces cheaper than system furniture suppliers; in other cases the inverse is true.


With careful thought, there are opportunities to save along the way and stay on budget as long as the big picture is kept in mind.

Thoughts about where the design of facilities is heading?

Believe it or not, I think that we may see some simplification and, with that, some reduction in costs. I say that cautiously but it is based on my observing things like the development of market-driven audio equipment such as highly specific microphones and electronic methods of acoustic controls.

That being said, I also believe that broadcast facilities — and our task to create the best possible — are essentially places for people to meet, work and do their best. I will always believe that well-designed work places attract and encourage the best. It takes little extra effort — and often less or no more money — to create a thoughtful, energy-efficient, fun, sophisticated and flexible work environment.

The ho-hum is sometimes the most expedient, but why bother? If you are going to jump into a project, do it right: Understand the budget early on, get a handle on the schedule and make sure you are working with a great team. The rest will fall into place and you can be assured of the correct solution for the long and short term. ■



No Matter What Your Politics... ACCESS is YOUR Winning Strategy!



Conventions' Journalists are Real-World Super Heroes

Once every four years, the two major US political parties roll out the red carpet and prepare to officially nominate their party's candidates for the Presidency of the United States. Journalists from all over the world are in attendance, grabbing interviews as well as offering coverage and commentary. It's exceptionally fast paced, dense with opportunities to grab passing dignitaries or pundits and put them on the air. The best possible way to be ready is to have ACCESS and a huge number of them did.

ACCESS delivers mono or stereo over DSL, Cable, Wi-Fi, 3G cellular, satellite, POTS (yep, ACCESS is a full featured POTS codec and works seamlessly with Matrix, Vector and Bluebox)—plus some services you may not have even heard of. Given the challenges of the public Internet, it's no small boast to say that ACCESS will perform in real time over most available IP connections.

Contact Comrex today and find out how ACCESS can help you become a Real-World Super Hero — wherever you are!

⟨ ACCESS ⟩
Put Comrex On The Line.
COMREX



Can a radio console be over-engineered?

(Only if you think “good enough” really is good enough.)

“OCD” redefined

Building great consoles is more than punching holes in sheet metal and stuffing a few switches in them. Building a great console takes time, brain-power and determination. That’s why we’ve hired brilliant engineers who are certified “OCD”: **Obsessive Console Designers**, driven to create the most useful, powerful, hardest-working consoles in the world.

How It began

“20-odd years ago,” says Axia President Michael “Catfish” Dosch, “I was designing custom consoles for recording studios. Somebody at **PR&E** – it was still called **Pacific Recorders** then – liked what I was doing and invited me to move there. Work with Jack Williams, the guy who practically

invented the modern radio console? I jumped at the chance; BMX consoles were ultra-reliable, sounded great, and nearly indestructible!

“PR&E was a dream job. Jack taught me how to design consoles without compromise — how to **over-engineer** them. It’s great to see, 15 or 20 years later, that many of the boards I designed are still on the air.

“By the late 1990s, computers and routing switchers were becoming an essential part of the broadcast studio, and I’d been thinking about how useful it would be to combine console, router, and computer network. I shared some of my ideas with Steve Church, who’d introduced digital phone hybrids and ISDN codecs to radio. He thought the same way I did about computers in radio studios, and we decided to work together.”

A new kind of console

In 2003, Axia was launched to make digital consoles, but with a twist: Axia consoles would be integrated with the routing switcher, and **networked** to share resources and capabilities throughout the studio complex. This intelligent network of studio devices lets Axia build consoles that are **more powerful** and easier to use than ever.

Our team of engineers blended the best ideas from

old-school analog consoles with innovative new technology to produce **bullet-proof boards** that can actually make shows run smoother and sound better.

And we invented a way to network studios, consoles and audio equipment using Ethernet. It’s called **Livewire™**, and it’s now an industry standard.

Livewire carries hundreds of channels of real-time, uncompressed audio plus synchronized control logic and program-associated data on just one skinny CAT-6 cable.

Lots of well-known broadcast software and hardware companies (over two dozen already) now make products that work directly with Livewire. Thanks to this scalable network technology, **integrated router control** is a standard feature of every Element. Any source in any studio can be loaded on any fader with no need for add-on panels.

And Livewire lets you bring computer audio into the air chain without going through multiple A/D/A conversions. Our **IP-Audio Driver** lets you connect computers directly to the network without any intermediate I/O — all that’s needed is a CAT-5 cable and your computer’s Ethernet port.

Feature packed

Board-ops told us they wanted a console that’s **powerful, yet easy to use**. So we designed Element to be user-friendly, yet still have all the power of a full-on production board.

For example, Element Show Profiles can **recall each operator’s favorite settings** with the push of a button — audio sources, fader assignments, monitor settings and more. And each jock’s Show Profile contains personalized **Mic Processing** and **Voice EQ** settings that load every time they’re on the air (so the midday

guy will stop badgering you for “just a little more low end”). There’s even a “panic button”: one key-press returns a Show Profile to its default state instantly. (No more 3 A.M. “Help!” calls.)




There's a reason these board-ops are smiling. Axia consoles are in more than 1000 studios worldwide.




Did we say “mic processing”? You bet. Every voice channel gets **studio-grade compression, de-essing and expansion** from the processing experts at Omnia, plus three-band parametric EQ to sweeten the deal. There’s even built-in **headphone processing** so you don’t have to waste money building a separate side-chain just for the studio cans.

Jocks have complained for years that making a mix-minus is too hard — so Element **constructs mix-minuses automatically**. Plus, mix-minus settings are saved for each audio source, so that sources, backfeed and machine logic all load at once. And every fader has a “Talkback” key to **communicate with phone callers**, remote talent or other studios using the console mic.



Element frames are constructed from custom aluminum extrusions for maximum rigidity. Module face plates and console side panels are machined from thick plate aluminum. Even the hand rest is a beefy extrusion. With all this heavy metal, even that ham-handed overnight jock won't be able to dent it.



Speaking of phones, board-ops have enough distractions without having to reach for an outboard phone control panel. Element has **hybrid controls with dedicated faders** for Telos talkshow systems; there’s even a **dial pad** so jocks can dial, pick up, screen and drop calls without ever diverting their attention from the console.


Nearly every air talent has accidentally changed a fader’s audio source while it was on-the-air. To prevent that error, Element **“queues” source changes**: the operator must turn the fader off before the next assigned source “takes”.



First Axia console prototype. Nice test stand, Catfish.

The radio console, redefined.

Element was designed to fulfill either a **production or on-air** role, with amazingly powerful features waiting just beneath the intuitive surface. For instance, Element can mix in 5.1 Surround as well as stereo. That's standard; **nothing extra to buy** (except more speakers). There are four stereo Aux Sends and two Aux Returns, so production guys can use their favorite outboard FX boxes.



Clear the junk out of your studio. Element has 8 submixers built in.

Great for **custom IFB feeds**, too.

Got a PA mixer tucked away in a studio corner to mix mics for live performers, talk shows and such? Element has **8 Virtual Mixers** — no outboard gear needed. And the Virtual Mixers emulate ACU-1s, allowing tight integration with automation and satellite systems.

You can **administer Element remotely**, from home, the airport — wherever there's network access. A password-protected web server lets you examine the state of the console, see what's on the air and even fix operator mistakes, without ever leaving the comfort of that new Aeron™ desk chair you (ahem) "requisitioned" from the Sales department.



Small VU meters mounted at desk level are hard to read, so we re-invented the traditional meter bridge. Element's **big meters** are presented on an easy-to-read computer monitor along with large analog and digital clocks, event and countdown timers, and tallies that light when mics are open, delay is active, or during phone calls. You can even customize the display by adding your station's logo.



Beneath the surface

There's more to building a great board than just features. **Consoles have to be rugged**, to perform flawlessly 24/7, 365 days-a-year, for years at a time. So when it came time to choose the components that would go into Element, we literally scoured the globe for the absolute best parts — parts that would take the torture that jocks dish out on a daily basis.

First, Element is fabricated from thick, **machined aluminum extrusions** for rigidity and RF immunity. The result: a board that will stand up to nearly anything.

With so many devices in the studio these days, the last thing anyone needs is gear with a noisy cooling fan. That's why Element's **power-supply is fanless**, for perfectly silent in-studio operation.

Element modules are **hot-swappable**, of course, and quickly removable. They connect to the frame via CAT-5, so pulling one is as simple as removing two screws and unplugging an RJ — no motherboard or edge connectors here.



Faders take massive abuse. The

ones used in other consoles have a big slot on top that sucks in dirt, crumbs and liquid like the government sucks in taxes. By contrast, our silky-smooth conductive-plastic faders actuate from the side, so **grunge can't get in**. And our rotary controls are high-end optical encoders, rated for more than **five million rotations**. No wipers to clean or wear out — they'll last so long, they'll outlive your mother-in-law (and that's saying something).

Element's **avionics-grade switches** are

cut from the same cloth. Our design team was so obsessed with finding the perfect long-life components that they actually built a mechanical "finger" to test switches! Some supposedly "long life" switches failed after just 100,000 activations; when they found the switches used in Element, they shut off the machine after **2 million operations** and declared a winner. (The losers got all-expense-paid vacations to the landfill.)



Individual components are **easy to service**, too. Faders come out after removing just two screws. Switches and rotary volume controls are likewise easy to access. And all lamps are LEDs, so you'll likely never need to replace them.

Engineers have said for years that console finishes don't stand up to day-to-day use. Silk-screened graphics wear off; plastic overlays last longer, but they crack and chip — especially around switches and fader slots, where fingers can easily get cut on the sharp, splintered edges. We decided that we could do better.



Element uses high-impact Lexan overlays with color and printing on the back, where it **can't rub off**. And instead of just sticking the Lexan to the top of the module like some folks do, our overlays are **inlaid on the milled aluminum module faces**

to keep the edges from cracking and peeling — expensive to make, but worth it. For extra protection, there are **custom bezels** around faders, switches and buttons to guard those edges, too. Element modules will **look great for years**.



By the way, those on/off keys, fader knobs and bezels are our own design, custom-molded to give **positive tactile feedback**. The switch is flush with the bezel, so it's easy to find by touch. But if something gets dropped on it, the bezel keeps the switch from being accidentally activated.

More than just products

Catfish learned something else important from his time at PR&E: "Even the best products are nothing without **great support**." So Axia employs an amazing network of people to provide the best support possible: Application Engineers with years of experience mapping out radio studios... the most **knowledgeable, friendly** sales people in the biz... Support Engineers who were formerly broadcast engineers. Plus a genius design team, software authors who dream code... one of the **largest R&D teams** in broadcast.

And now Axia has become radio's **first console company to offer 24/7 support**, 365 days a year. Chances are you'll never need that assistance, but if you do, we'll be ready for you. Our 'round-the-clock help line is +1-216-622-0247.



Proudly Over-Engineered

Are Axia consoles over-engineered? **You bet**. If you're looking for a cheap, disposable console, there are plenty out there — but this ain't it. Not everyone appreciates this kind of attention to detail, but if you're one who seeks out and appreciates excellence wherever you may find it... Axia consoles are built **just for you**.



www.AxiaAudio.com




A DAY IN THE LIFE

by Cris Alexander

A Potent One-Two Punch

Lightning and High-Power RF Together Often Do a Lot of Damage



It wasn't too far into my radio engineering career that I learned about the destructive power of lightning — and RF. I found out early on that these two forces often go hand in hand, with one taking over where the other leaves off.

In the first instance a field service technician from the transmitter manufacturer came to the station to go through the 20 kW FM rig and get it working right. This particular transmitter was in apparently good condition. It had been purchased on the used market and the frequency had been changed by an unknown person. While the transmitter worked, it wouldn't make power no matter what I tried.

The field service tech went through the transmitter from AC input to antenna, finding and fixing a lot of little things, getting all the parameters in balance including filament, screen and PA voltage, then tuning up the exciter, driver, PA grid, neutralization and output. In the process, he checked the tube socket for broken fingerstock and overheating. At the end of the all-night session, the very sleepy tech pronounced the transmitter fit. I took him back to the airport to catch a flight home.

NOT TIGHT ENOUGH

It wasn't long after that, maybe three or four days, when disaster struck. An RF arc developed in the PA cavity, damaging the plate blocking capacitor and chimney. The station which had no auxiliary transmitter was dead in the water, off the air.

As I began to assess the damage and take things apart, the cause of the arc became apparent. The big hose clamps that held the plate blocking cap to the tube and chimney had not been tightened; they were just snug, not cranked down hard like they were supposed to be. An arc developed in the tiny gap between the fingerstock and the chimney and migrated around the cavity, creating spot-welds in some places and producing pitting in others.

I got the transmitter back on the air within a few hours. The chimney itself sustained the most damage. To get things going, I pulled it out, flipped it upside down, drilled new holes for the mounting brackets and hardware and reinstalled it. This resulted in a few

extra holes here and there, but they were small enough not to matter.

The end result put smooth metal where it was needed, at the bottom closest to the plate blocking capacitor. I had to file and polish the large fingerstock on that blocking capacitor to get it smooth enough to create a solid connection.

As far as I know, that transmitter ran with the upside-down chimney for the rest of its service life. I doubt anyone ever noticed.

You can bet that from that point forward, with that transmitter and every other one that I worked on, when replacing the tube I honked down on those hose clamps as hard as I could. I had gained a healthy respect for the destructive power of RF.

NO SENSE

It was at that same station in the mid-1970s that I learned how lightning and RF could work in concert to do some real damage.

The station used a 12-bay Phelps-Dodge antenna side-mounted on an 800-foot tower. One day during a thunderstorm, lightning hit the tower and evidently some of the energy jumped from the tower itself to a point on the top bay of the antenna, creating a pit and starting an arc in the antenna.

Now you'd think the VSWR protection circuit in the transmitter would sense such a thing and shut the transmitter off, but I learned then (and have been reminded many times since) that "it ain't necessarily so!"

Those bays — in fact, all the interbay line, power divider and bays — were electrically behind a matching section that did some pretty hefty transformation to produce a match at the transmission line output. And there's no telling how close to an odd number of quarter-wavelengths the total length of the transmission line between transmitter output and antenna was. Add to that the line loss and things start to stack up against the VSWR sensing circuit.

An RF arc started in the top bay and was sustained by the excitation from the transmitter. As the arc melted copper, brass and Teflon, soot and bits of molten metal fell down the interbay line and accumulated on Teflon insulators below, starting additional arcs at each point. That evidently continued for some time



Fig. 1: Lightning hit this top FM bay, pitting the surface and causing an arc within — note the discoloration due to heat.



Fig. 2: The real damage occurred some 70 feet below the top bay. This inter-bay line was melted by the sustained RF arc.

before the reflected power detected by the transmitter increased enough to trip the overload. By then, the damage was extensive.

A tower crew was called in and the first thing they did was pull the bottom elbow on the 3-1/8-inch rigid line. A pile of soot quickly accumulated on the ground, and it got bigger when they shook the line in its hangers.

The station was off the air for weeks. The entire run of transmission line was removed along with the antenna. It took a lot of parts, including top bay and power divider, to fix the antenna, and a bunch of new inners were needed to fix the line. Every 20-foot stick was disassembled, cleaned thoroughly (with a chemical that it's not lawful to use or even possess today — how did we ever survive?) and reassembled. It was a day of celebration when the signal returned to the air.

IT'S GOT TO END UP SOMEWHERE

Since those days I've seen the same scenario play out time and again, both in FM and AM installations. We have better monitoring equipment and protective circuits these days so the damage isn't usually as extensive, but it still happens.

In recent years, we had a situation with one of our 50 kW AM arrays where lightning would hit the high-power tower in the array and the static discharge across the ball gap

SEE LIGHTNING, PAGE 12

DIGITAL AUDIO SWITCHING



THE LOGICAL WAY 3-DRX

Automatically switches between two AES digital audio signals or a stereo analog signal. Analyzes digital signal errors (CRC, bit, framing, etc.) and checks for loss of audio on the digital signal. User programmable.

TITUS TECHNOLOGICAL LABORATORIES

800.806.8851

WWW.TITUSLABS.COM

IP ONNECT

The award winning broadband
LICENSED studio-to-transmitter data link

IP-Connect offers broadcasters new options for Ethernet based, Bidirectional, multi-channel audio and broadband data connectivity for mission critical transmission applications.

IP-Connect's IPC-100 data link is the first in a new series of programmable, scalable, and spectrally efficient 11, 18 and 23 GHz band radios. Mixed data rates and formats are supported allowing the IPC-100 to act as a transparent data pipe for any network application.

Winner of a 2008 *Radio Magazine* Pick Hit Award



IPC-100 Transceiver

IP-Connect is a split-mount system utilizing a single feed coaxial cable to link the "IDU" indoor unit transceiver to the "ODU" outdoor unit dish mount RF amplifier.

radio
SYSTEMS

601 Heron Drive • Logan Township, NJ 08085 • Phone: 856-467-8000 • Fax: 856-467-3044 • www.radiosystems.com

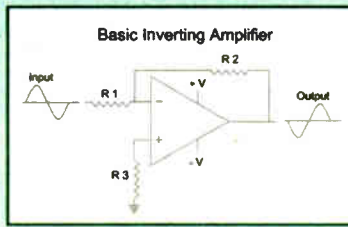
World Radio History

Gain Insight Into Op-Amp Circuits

Question Posed in the Last Issue (Exam Level: CBT)

In the schematic, what component or components sets the amplifier stage gain?

- The gain is set by the chip itself and can be obtained from the IC flysheet
- The gain is set by V_{CC} as the higher the supply voltage, the higher the gain.
- By the value of R_3 as this resistor to ground sets the offset bias seen by the op-amp hence the gain.
- By the value of R_2 as this resistor sets up a voltage divider with the very small input resistance of the op-amp and thus the feedback level.
- R_1 and R_2 as they create a voltage divider setting the feedback level and thus the gain.



Society of Broadcast Engineers certification is the emblem of professionalism in broadcast engineering. To help you get in the certification exam-taking frame of mind, *Radio World Engineering Extra* poses a typical question in every edition. Although similar in style and content to the exam questions, these are not from past exams nor will they be on future exams in this exact form.

The correct answer to the question above is e.

The operational amplifier (op-amp) is a high performance gain device with essentially linear qualities. Theoretically the gain of a bare op-amp is infinite, limited only by the

voltage of the power supply rails.

In a practical setting, the gain needed is set by the amount of feedback as set by the feedback network. In this very simple case, that feedback network is just a resistive divider that determines the proportion of output signal that is returned to the negative input terminal. Gain in this basic inverting amplifier is equal to R_2 over R_1 ($G=R_2/R_1$) so the last option is the correct one.

Since the example circuit is direct coupled for amplification of a small AC signal, we would want the quiescent output to be at or near zero (midway between the plus and minus supply rails) to provide the best headroom before clipping. R_3 , which controls the

offset but not the gain, can be calculated to "zero" the output by the formula $R_3 = (R_1 * R_2) / (R_1 + R_2)$.

There are cases where DC offset would be useful. R_3 can be used to adjust for the desired offset voltage with no effect on gain.

The answer b is incorrect as the gain is independent of the supply voltage. As op-amps are high impedance input devices, answer d is wrong on its face.

Op-amps are useful and flexible devices in electronic design, with a nearly unique combination of qualities such as:

- High impedance input such that they take little power from the source so the input does not load the source;
- Low impedance output such that they can produce a voltage (hence power) into very low impedance loads;
- Electrically quiet so they can amplify very low signals with little compromise, e.g. the output of capacitor microphone elements;
- As mentioned, the gain is independent of the supply voltage.

Since op-amps are so extraordinarily useful and flexible and because nearly every grade of certification exam reportedly has an op-amp question on it somewhere, a more comprehensive article covering the op-amp for your review follows.

Note: The deadline to sign up for the next SBE certificate exams at the local chapter

level in February is Dec. 31, 2008. Details at www.sbe.org.

A CBRE question for the next issue: "At a minimum, what documents should your station engineering records include for the 400-foot-AGL, company-owned FM antenna tower in the studio parking lot?"

a. Only the FAA "Determination of No Hazard"

b. The FAA "Determination of No Hazard" and the FCC "Antenna Structure Registration"

c. The FAA "Determination of No Hazard," the FCC "Antenna Structure Registration" and the latest (last) license on the tower with lighting/marketing directives

d. The FAA "Determination of No Hazard," the FCC "Antenna Structure Registration," the latest (last) license on the tower with lighting/marketing directives and at least the last two years of quarterly inspections of the tower lighting, marking and structural integrity.

e. No documentation is required

Buc Fitch, PE., CPBE, AMD, is a frequent contributor to *Radio World*. Miss one of his SBE Certification Columns? Visit radioworld.com. ■

Lightning

CONTINUED FROM PAGE 10

would momentarily short the tower out. In the few RF cycles that it took the solid-state transmitter's VSWR trip circuit to kill the excitation, the power distribution in the array would be totally wrecked.

The 30+ kW in that arc-shortened high-power tower had to go somewhere, and momentarily at least some of it went into the transmission line for the low-power tower. Big power and small transmission lines don't mix, and the 7/8-inch line would arc over. The transmitter would then shut off and the arc would extinguish, but the soot would remain. Then, when the transmitter restarted itself a couple of seconds later, that soot would provide a perfect arc path, and arc it would. And that 50 kW transmitter wouldn't even know an arc in the low-power branch of the circuit was happening.

You get the picture. It was ugly. And expensive. And it smelled really bad.

We tried a lot of stuff to remedy this problem (this same sequence occurred at least once a year for several years) with varying degrees of success.

First we put adjustable ball gaps at the J-plugs on each end of the line and cranked them down to the point where they would almost arc on modulation peaks. Then we put fuses in series. That cut down on most of the problem, but we still sustained damage every couple of years.

The trick that finally solved the problem — and we're almost four years into this now — was constructing an outboard circuit that puts the transmitter in "Low-2" (10 kW) when the first VSWR trip occurs.

The theory is that there are usually several

VSWR events, caused by static discharges across the ball gaps, before the big strike that starts the damage sequence. By knocking the transmitter down to 10 kW before the big one happens, even when the power distribution is momentarily wrecked, the power handling capability of the 7/8-inch line is not exceeded. So far, so good.

Last summer, I dealt with a situation very similar to that first experience with lightning hitting a top bay. In this case, that top bay was part of an ERI SHPX-8AC some 1,330 feet up in the air. There was considerable pitting on the surface of the bay where the lightning danced around, and there was discoloration where the arc occurred internally (see Fig. 1).

But interestingly, it was some 70 feet below that top bay where the worst of the damage occurred (Fig. 2). Fortunately, the transmission line was not affected. But even so, the price tag for fixing the damage was almost \$60,000, most of that labor. It costs a lot to rig a tower that tall.

So often it's a combination of lightning and RF that does the damage. Sometimes it's RF alone, and that's usually a function of something loose, as it was with the FM transmitter way back when. And sometimes it's lightning alone that does direct or indirect damage.

But it's the situations where the two work together to conspire against us that we have to really watch out for. Looking at the damage on that ERI antenna, I can't help but think that if the station had been off the air when the lightning hit, there would have been little or no damage from the strike. It's the one-two punch of lightning and RF that is so devastating.

Cris Alexander is the director of engineering at Crawford Broadcasting Company and the SBE's Broadcast Engineer of the Year. ■

Conventions

CONTINUED FROM PAGE 3

This meant planning a second live broadcast site from Denver and replicating all of our telecommunications orders for this one day of live broadcasting.

Our difficulties paled in comparison to what would be required from Qwest Communications, the telecommunications provider for the event. Essentially, Qwest would need to set up the equivalent of a medium-sized city's worth of telephone circuits for one day's use and tear it all down again for an exhibition football game the following week.

SITE DESCRIPTIONS

As time and planning continued, our requirements became clear and I was able to place orders for on-site services.

As a radio station, we wanted our live broadcasts to come from what is called Radio Row in the convention centers. Radio Row clusters the majority of radio stations in one area. It creates a buzz of broadcast activity that is a good background for live programs as well as opportunities to interview interesting party delegates and political figures, many of whom will pass through the area to indicate their availability.

At Radio Row we planned to build a kind of remote studio — Mackie 16-channel mixer with a home-made IFB box, Musicam ISDN codec, Telos phone hybrid and four Sennheiser headsets for the guests and hosts. I find the headsets to be a very good solution for such a dynamic environment where it is difficult to keep people

speaking into their microphones and the background noise level threatens to overwhelm everything. They are also easy to set up and take down compared to separate microphone and headphone arrangements.

One other neat piece of equipment was a Mackie headphone mixer that allowed us to build a custom monitoring environment for each headset. This permitted us to use different IFB for each headset if desired and saved us the weight and complexity of individual headphone amps for each feed.

Before I left Boston, I set up the entire remote studio in our event room so that we could test everything and make sure we had all the right cables. I took the opportunity at this time to label both mixers with pre-printed labels. I also invited the producers and audio engineers to have a look so they would know what to expect when they arrived.

The entire equipment complement was diagrammed and stored as an AutoCAD file for the next time we plan a live remote. Re-inventing wheels has a tendency to produce errors.

In addition to this remote "studio" we also needed some place for journalists to work while they were not on the air. We requested and received from the convention planners a work space allocation for each city. While these allocations come at no cost, it is necessary to provide furniture such as tables and chairs, as well as services like electrical power and telecommunications circuits. We planned a workspace that would accommodate six to eight people.

That's about all the room I have for this month. Next time, I'll talk more about the final schedule of events and my mid-western "road trip." ■

AM Antenna Solutions



Directional Antenna Systems



Diplexer/Triplexer Systems



High-Power Antenna Tuning Units



RF Components

LBA Technology - your trusted supplier of digital engineered AM antenna systems. LBA customized products include **Directional Antenna Systems, ATU's, Multiplexers, Combiners, Cellular/PCS Colocation Isolators, and RF Components** for all power levels. We offer complete RF project design, management, procurement and installation services.

LBA enables thousands of broadcasters in the US and worldwide to -

***Reach Farther,
Sound Better!***

Factory Dealer For:



**OVER 45
YEARS
EXPERIENCE
IN AM**

LBA TECHNOLOGY, INC.

3400 Tupper Drive, Greenville, NC 27834
800-522-4464 / 252-757-0279 Fax: 252-752-9155
Contact John George at jgeorge@LBAGroup.com

www.LBAGroup.com



SINCE 1963

Op-Amps Are Used Widely in Broadcast Circuits

A Primer Into the Ubiquitous Operational Amplifier

My hands-on introduction to operational amplifiers was in 1969 while in the army as a junior scientist in the Atmospheric Science Laboratory at the White Sands Proving Grounds.

We had taken a tremendous amount of data on cloud formations, wind, temperature, barometric pressure and other climate conditions. All these independent and separate data items were synchronized, quantized and then converted to magnitudes of voltage levels. Finally all this information in voltage form was run simultaneously through an analog computer to establish "trends of change" and critical event points associated with that data.

Among other tasks, my job was to build the beast of this specialized computational device (I guess it qualified as a computer.)

These machinations required us to integrate, differentiate, scale, signal process and generally "munch" the data. This data manipulation was done in operational amplifiers, or to be precise their earlier cousins, instrumentation amplifiers. These devices are really only different because they separate the functions of creating a high input impedance and amplifier gain in independent sections of laboratory precision circuitry. The op-amp integrates the two activities with the added bonus of always

providing two differential inputs with opposite polarity (positive and negative).

Hundreds of tubes in the multitude of independent amp chassis meant we were never cold in our computer room even with the most frigid desert night outside.

Today's operational amplifiers in a few ICs can replace a rack of those tube units and are far more electrically quiet, not to mention being more power efficient by several orders of magnitude.

Op-amps were an invaluable basic technology in 1969. What today's op-amps can accomplish has expanded dramatically. At present an op-amp is defined as a general-purpose, DC-coupled, high-gain, (normally) inverting external feedback amplifier.

With the invention of the transistor in 1947 (for our related *Milestone* article

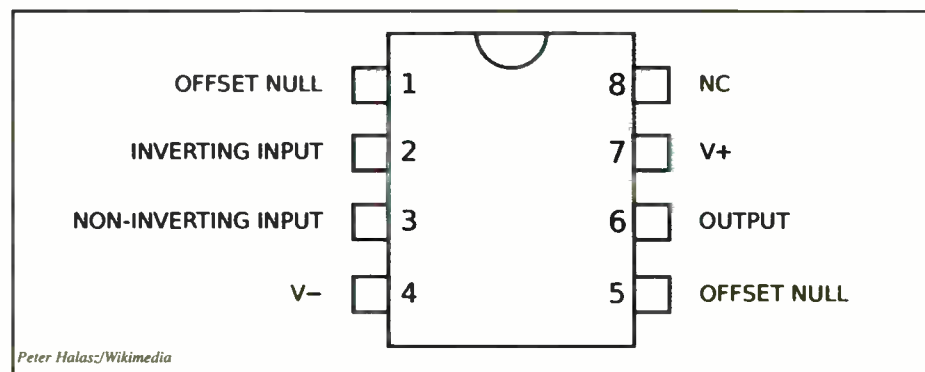


Fig. 1: Pin-out of the LM-741

about the transistor radio, visit radioworld.com and type "The Transistor Portable Radio" into the Search field), a parallel development program of tube and discrete transistor op-amp devices competed until integrated circuit technology emerged in 1959, with the first of the IC

op-amps appearing in 1961. The 741 op-amp IC, priced under \$1, came to market in 1968, moving the device from novelty to the mainstream of design. See Fig. 1 for the functional diagram of the 741.

Focusing on just linear designs let's look
SEE OP-AMPS, PAGE 15

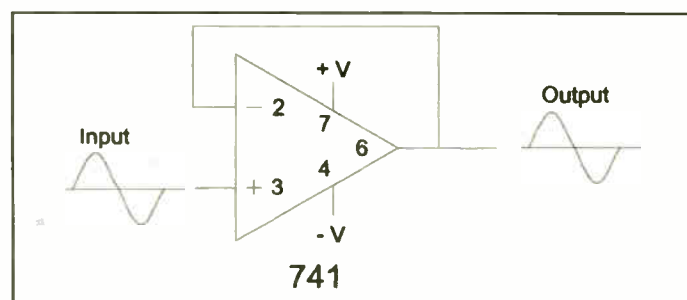


Fig. 2: Unity-Gain Follower (Non-Inverting)

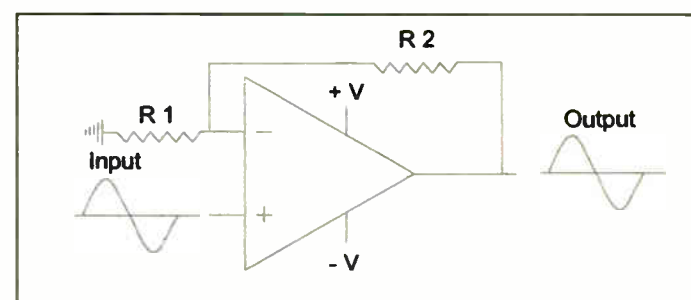


Fig. 3: Basic Non-Inverting Amplifier

All I Want For Christmas Is A Balsys Studio!

The Balsys Companies provide a full range of services:

- Studio Conceptual Layout featuring optimum workflow and flexibility
- Custom Furniture design and fabrication
- Equipment Specification & Procurement
- Project Coordination
- System Prewiring, Test, & Documentation
- On-Site Installation & Training

The Balsys Companies
 930 Carter Road #228 - 234
 Winter Garden, FL 34787
 Tel: 407-656-3719 • Fax: 407-656-5474
www.Balsys.com • Sales@Balsys.com

Op-Amps

CONTINUED FROM PAGE 14

at some applications of the 741 as a typical op-amp.

USES

Fig. 2 shows a 741 in its most fundamental state, a unity gain configuration normally used as an isolation buffer between stages.

Fig. 3 is the same non-inverting configuration but set up to achieve some value of gain as set by the addition of resistors R_1 and R_2 .

This arrangement provides gain set by R_1 and R_2 with the associated formula, $G = 1 + (R_2/R_1)$.

In this issue's *SBE Certification Corner* (page 12) we showed an op-amp in the classic inverting configuration. In comparing the formulas for inverting and non-inverting format, one can see that a non-inverting op-amp can never have gain of less than one.

Of the many valuable features of the op-amp, its very high input impedance is probably the most valuable. The input impedance of the inverting op-amp is set by the series input resistor (R_1). This allows a very useful flexibility in impedance matching. In the non-inverting configuration, with direct input, the op-amp itself sets the impedance, which is usually in the range of millions of ohms.

Because gain in both the inverting and non-inverting configurations is set by the feedback, it should be intuitive that if we can "tailor" the feedback as a function of frequency, we can influence the response of

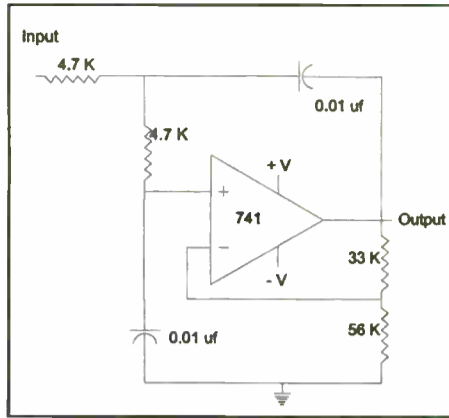


Fig. 4: Low-Pass Filter

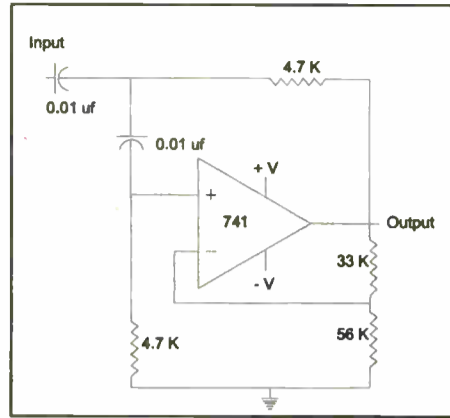


Fig. 5: High-Pass Filter

the amplifier.

The circuit in Fig. 4 is a low-pass filter in a non-inverting arrangement that allows frequencies up to about 2 kHz to pass flat (the amp's stage gain figure) with the practical values shown. At this point the response of the filter begins to roll off in correlation to the decreasing X_c of the feedback capacitors. Generally speaking the "cutoff frequency" is the point where the output voltage falls to 0.707 of the peak output.

Theoretically, inductors could replace these capacitors and with the same values of reactance we would then have a high-pass filter with an inverse frequency response curve. However inductors are not usually used as they will pass DC, which can complicate some applications, and they also have a finite amount of resistance from the wire in the inductor, which again can complicate high frequency performance.

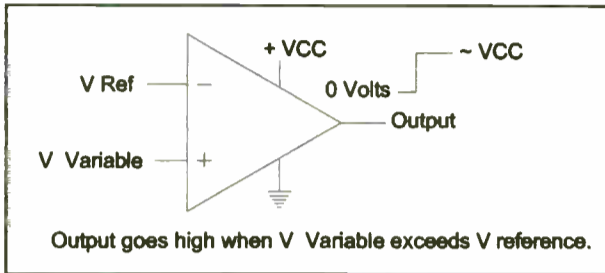


Fig. 6: Basic Non-Inverting Comparator

Rearranging the capacitors so that the feedback curve is reversed creates a high-pass filter as shown in Fig. 5.

A downside of these circuits is the progressive shifting in phase of the signals going through the op-amp due to the action of the reactive feedback elements. In many cases this is critical when the system has to be phase linear. If it is not critical, such as using the low-pass circuit to remove the hiss on an incoming audio line from a sports remote, the results are amazing for the circuit simplicity.

This is a good place to mention that besides determining gain, negative feedback is almost always needed to stabilize the op-amp. Many high-performance ICs that have exceptional frequency and gain numbers can and will go into self-oscillation without feedback stability. The frequency of oscillation will usually be set by either the stray reactances the op-amp output signal encounters on its way to the input on the PCB (quite often through the power supply system) or by its alpha (voltage gain) cutoff where the IC runs up to the highest frequency at which its gain is unity.

The op-amp responds well to mathematical analysis for design but they are not perfect black boxes. As in all transistor devices frequency response has finite limits and the ultra linear range for most cost-effective op-amp IC devices, such as the vanilla 741, does not extend much above the audio range. With a maximum gain factor of unity at about 1 MHz, the 741 is unsuitable for video.

COMPARATOR

At the other end of the response curve, DC signals, the op-amp has many interesting applications.

One of these is the comparator. The op-amp is a differential amplifier, sensitive to the difference in potential between the + and - inputs. A comparator IC (e.g. LM.339) is really just a specialized op-amp that has been pre-compensated with an internal feedback loop such that when the differential between these two inputs occurs that the output changes state. Setting the gain below infinite with internal compensation makes the

SEE OP-AMPS, PAGE 18

more -10dB

- 10dB
- over 5kW hybrid
- solid state
- single cabinet
- HD Power Boost

Only Nautel builds single-cabinet, solid-state transmitters with power outputs over 5kW in -10 hybrid mode. Get even more power with Nautel's patent-pending HD Power Boost. Expect more: more engineers, more innovation, more -10db power.



nautel


www.nautel.com/expectmore/

Making Digital Radio Work.

my  simbook

Changing The Face Of Radio Forever.

Radiolicious® is the only premier native application player for the iPhone®! Affordably reach into millions of iPhone® iPod touch® users with our player using your current stream! Text "Radio" to 69746 to be notified when Radiolicious® is launched.



Radiolicious
Powered by mySimBook

Station Search

Favorite Stations

GPS Location

iTunes® Account



THE MOST ADVANCED MEDIA CONTENT AGGREGATOR AVAILABLE.

888.311.3350 | info@mysimbook.com | mysimbook.com/radiolicious

MySimBook is a subsidiary of Global Security Systems

No up-front cost on hardware and software. No up front implementation costs. Call today to set up.

© Copyright 2008. MySimBook is a trademark of MySimBook.com LLC. All other companies and product names may be trademarks of the respective companies with which they are associated.

World Radio History



ALERT FM

Powered by GSMet



FM RADIO BASED MASS NOTIFICATIONS

Alert FM is the most trusted and reliable FM aggregator for your FM structure which allows for sending vital emergency information to your community, making your station a central listening point. Alert FM is a surefire way to build brand and listener appeal with song and artist tagging, plus you will add sponsor value with Ad Message connectivity. Alert FM is an exclusive information channel for monitoring via car radio, and FM-enabled devices, music players, cell phones and our own Mobile and USB receivers. Alert FM is your earning partner for non-traditional revenues, such as iTunes, with special relationship packages using industry-leading mobile commerce technology.

YOUR FM SIGNAL, OUR TECHNOLOGY.

No up front implementation costs. No investment.

CALL US TODAY TO INSTALL THE SYSTEM AT NO CHARGE.




GLOBAL
SECURITY SYSTEMS

601.709.4240 | alertfm.com | info@alertfm.com

Op-Amps

CONTINUED FROM PAGE 15

op-amp more stable and reduces state jittering at the decision point.

Fig. 6 is the schematic of a typical multi-section comparator op-amp that we could make using one section of a LM.339. The output will go high when the voltage on the positive input goes above the value at the negative input (and vice-versa).

Notice two special features: First, you'll observe that the op-amp is in a single supply arrangement with just a positive voltage; second, that the amp, as mentioned, is actually in high-gain configuration so when the "tipping point" value is exceeded the output goes to essentially the rail voltage.

Fig. 7 is a typical use of this arrangement creating a high ambient temperature alarm signal for your remote control system. When the DC analog of room temperature on the positive input goes above the fixed reference on the negative input (in this case an adjusted DC value corresponding to 85° F), the output of the comparator goes high giving you a voltage for the status/alarm input.

A calmer arrangement of this comparator concept with a much lower gain figure can be used as the control section of a regulated series power supply.

In Fig. 8, actually an inverting comparator, a sample of the supply output is intro-

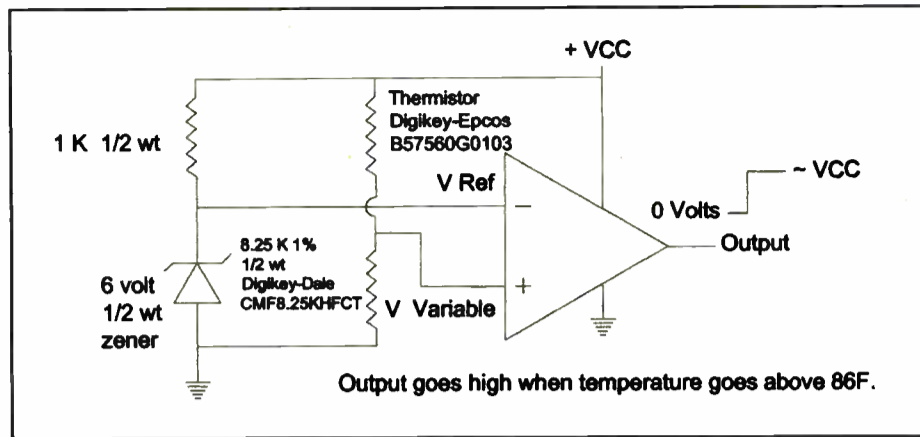


Fig. 7: Basic Non-Inverting Comparator Application

actually reads an inverse current flow that drops when it indicates limiting. The resting point of no compression is actually the full scale indication and about 1 mA is flowing through the meter with no compression.

This upside-down arrangement to display compression was a conscious decision of the CBS engineers, who wanted no confusion between an ordinary VU meter (peaks up) and the compression operation of the CBS units ... compression deflects down.

As mentioned, the analog meter is really showing the reduction in current flow through it. We then need to convert that representative current flow to a voltage level to drive our LED meter.

Our circuit uses three discrete 741 op-

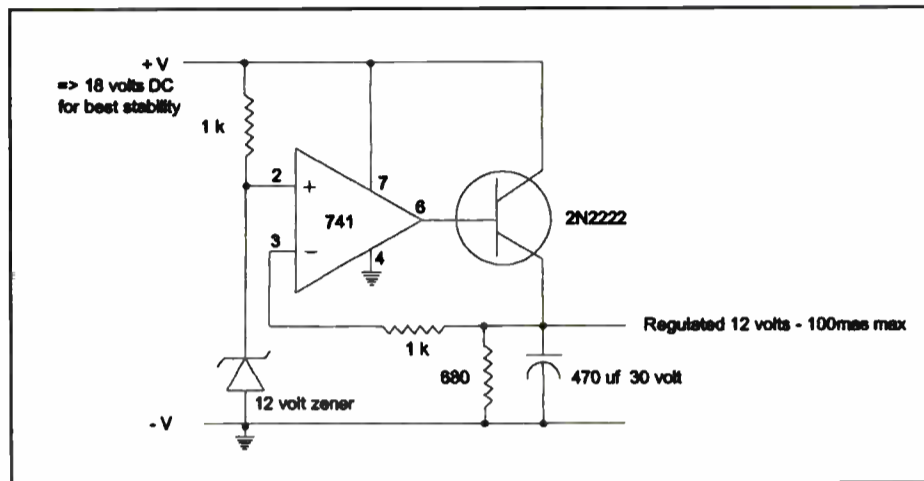


Fig. 8: 12 Volt Voltage Regulator

LED drivers are four section LM-324s and have +12 volts on pin 4 and ground on pin 1.

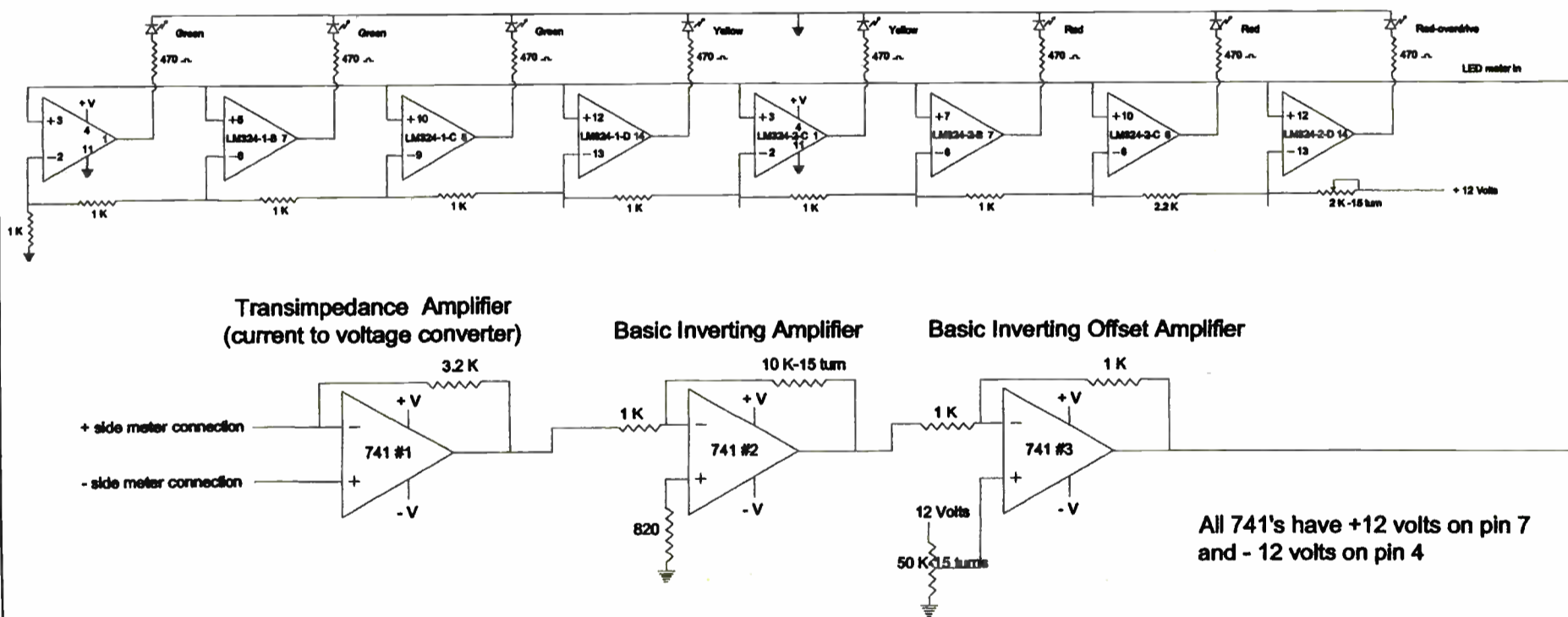


Fig. 9: CBS LED Meter

duced as the variable input on the negative input and the positive input has a fixed reference voltage provided by a zener diode. If the output of the supply goes above the reference, the op-amp voltage output is reduced, adjusting the supply output to the desired value. Conversely if the supply output sags, the op-amp output rises once again, bringing the supply output back to nominal.

CASE STUDY

Now let's put some of these op-amp circuits together and consider a case study.

We'll look at an LED meter replacement for the analog meter on the 400 series CBS Audimax and Volumax (see Fig. 9).

The usual casualty in the long life of the classic 400 series CBS Audimax or Volumax is the DC 1 mA "compression meter." The meter

amps for this conversion and subsequent adjustment. The -12 volts needed for the 741s is taken directly from the Volumax supply and the +12 is provided by a three-pin 12 volt regulator downstream of the CBS +20 volt output.

The first 741 is a transimpedance amplifier (a current to voltage converter) where the output voltage is a function of the feedback resistor divided by the current flow. Our approximately 3 k resistor was chosen to provide a nominal -3 volt output when the current flow is 1 ma.

The second 741 is a standard inverting amplifier where we adjust the gain by varying the feedback resistance using the 50k ohm variable resistor. It increases the gain of our voltage signal but inverts the polarity to a negative range.

We need to keep the voltage swing (greatest voltage with most compression) but move it into a positive range. For this we have a third 741 which is an inverting amp with DC offset ... adjusting the offset voltage pot moves the output into the positive region.

Set up your CBS unit following the instructions with a 1 mA analog meter (such as our trusty Simpson 260) in the circuit.

After wiring up your LED replacement meter, use the DC reference trimmer to set a resting place of about 1 volt output with 1 ma input from the CBS. The gain pot associated with 741 #2 is set when maximum compression is present to obtain about 10 volts out for the LED display.

The LED display uses comparators in the LED driver circuits with progressively higher trip voltages to create the LED compression

display. The rest point (no compression) is fine adjusted with the pot on 741 #3. Zero current (max compression) flow precipitates 10 volts. The display steps are about 1.2 volts apart and quite effectively show the operation of the unit.

Op-amps are ubiquitous in the broadcast engineering world and for this reason a sure and certain knowledge of their uses, limitations, idiosyncrasies and design features is a valuable asset. We have only scratched the surface in this article of the immense universe of op-amps and their applications.

If readers would like to move into RF and other applications or would like some specific circuit suggestions for their station projects, let our editor know and we'll attempt to include them in future RWEE issues. Write to radioworld@nbmedia.com. ■

More on Op-Amps

For more adventure and further exploration of op-amps, you might start with a review of the copious material on the Web including the extensive 1978 National Semiconductor compendium of circuits; see the PDF download at <http://tinyurl.com/4tyg6h>.

Also try the main op-amp page at Analog Devices, which has some nifty design tools: <http://tinyurl.com/3tnkff>.

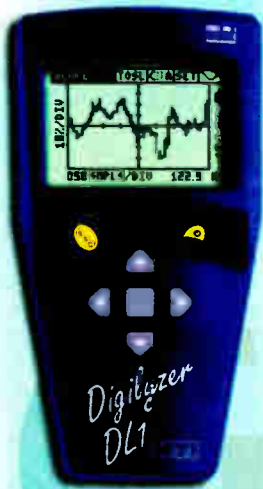
MINSTRUMENT MATRIX

Sophisticated Minstruments from NTI give you comprehensive test capability... and these flexible audio instruments fit in the palm of your hand

DL1 Digilyzer Digital Audio Analyzer

A handheld digital audio analyzer with the measurement power & functions of more expensive instruments, the DL1 Digilyzer analyzes and measures both the digital carrier signal (AES/EBU, SPDIF or ADAT) as well as embedded digital audio. In addition, the DL1 functions as a smart monitor and digital level meter for tracking down signals around the studio. Plugged into either an analog or digital signal line, it automatically detects and measures digital signals or informs if you connect to an analog line. In addition to customary audio, carrier and status bit measurements, the DL1 also includes a comprehensive event logging capability.

- ▶ AES/EBU, SPDIF, ADAT signals
- ▶ 32k to 96k digital sample rates
- ▶ Measure digital carrier level, frequency
- ▶ Status/User bits
- ▶ Event logging
- ▶ Bit statistics
- ▶ VU + PPM level meter for the embedded audio
- ▶ Monitor DA converter and headphone/speaker amp
- ▶ Audio scope mode



DR2 Digirator Digital Audio Generator

The DR2 Digirator not only generates digital audio in stereo & surround, it is a channel transparency and delay tester as well, all condensed into a handheld package. Delivering performance & functionality challenging any digital audio generator made today, it produces all common audio test signals with sampling frequencies up to 192 kHz and resolution up to 24 bit. The Digirator features a multi-format sync-input allowing the instrument to be synchronized to video and audio signals. In addition to standard two-channel digital audio, the DR2 can source a comprehensive set of surround signals.

- ▶ AES3, SPDIF, TosLink, ADAT outputs
- ▶ 24 bit 2 channel digital audio up to 192 kHz SR
- ▶ Sine wave with stepped & continuous sweeps; White & Pink Noise; Polarity & Delay test signals
- ▶ Dolby D, D+, E, Pro-Logic II, DTS and DTS-HR surround signals
- ▶ Channel Transparency measurement
- ▶ I/O Delay Measurement
- ▶ Sync to AES3, DARS, word clock & video black burst
- ▶ User-generated test signal files



AL1 Acoustilyzer Acoustics, Audio & Intelligibility Analyzer

The AL1 Acoustilyzer features extensive acoustical measurement capabilities as well as analog audio electrical measurements such as level, frequency and THD+N. With both true RTA and high resolution FFT capability, the AL1 also measures delay and reverberation times.

With the optional STI-PA Speech Intelligibility function, rapid and convenient standardized "one-number" intelligibility measurements may be made on all types of sound systems, from venue sound reinforcement to regulated "life and safety" audio systems.

- ▶ Real Time Analyzer
- ▶ Reverb Time (RT60)
- ▶ Delay measurements
- ▶ High resolution FFT with zoom
- ▶ Optional STI-PA Speech Intelligibility function
- ▶ Automatic Distortion analyzer (THD+N)
- ▶ Frequency, RMS Level, Polarity measurements
- ▶ Requires optional MiniSPL microphone
- ▶ Includes MiniLINK USB interface & Windows PC software for storing tests and PC transfer



MR-PRO Minirator High performance Analog Audio Generator + Impedance/Phantom/Cable measurements

The MR-PRO Minirator is the senior partner to the MR2 below, with added features and higher performance. Both generators feature an ergonomic instrument package & operation, balanced and unbalanced outputs, and a full range of signals.

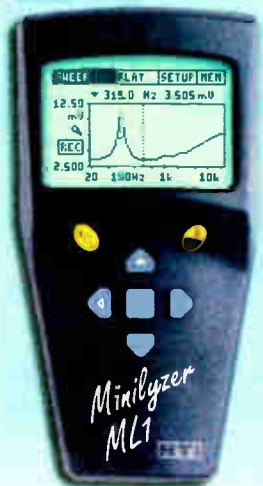
- ▶ High (+18 dBu) output level & <-96 dB residual THD
- ▶ Sine waves & programmable swept (chirp) and stepped sweeps
- ▶ Pink & white noise
- ▶ Polarity & delay test signals
- ▶ User-generated custom test signals & generator setups
- ▶ Impedance measurement of the connected device
- ▶ Phantom power voltage measurement
- ▶ Cable tester and signal balance measurement
- ▶ Protective shock jacket



ML1 Minilyzer Analog Audio Analyzer

The ML1 Minilyzer is a full function high performance audio analyzer and signal monitor that fits in the palm of your hand. The comprehensive feature set includes standard measurements of level, frequency and THD+N, plus VU+PPM meter mode, scope mode, a 1/3 octave analyzer and the ability to acquire, measure and display external response sweeps generated by a Minirator or other external generator.

Add the optional MiniLINK USB computer interface and Windows-based software and you may store all tests on the instrument for download to your PC, as well as send commands and display real time results to and from the analyzer.



MR2 Minirator Analog Audio Generator

The MR2 pocket-sized analog audio generator is the successor to the legendary MR1 Minirator. It is the behind-the-scenes star of thousands of live performances, recordings and remote feeds.

- ▶ Intuitive operation via thumbwheel and "short-cut" buttons
- ▶ New higher output level (+8 dBu) & low distortion
- ▶ Programmable Swept (chirp) and Stepped sweeps
- ▶ Sine waves
- ▶ Pink & White noise
- ▶ Polarity & Delay test signals
- ▶ Illuminated Mute button



- ▶ Measure Level, Frequency, Polarity
- ▶ Automatic THD+N and individual harmonic distortion measurements k2 - k5
- ▶ VU + PPM meter/monitor
- ▶ 1/3 octave analyzer
- ▶ Requires optional MiniSPL microphone for SPL & acoustic RTA measurements
- ▶ Frequency/time sweeps
- ▶ Scope mode
- ▶ Measure signal balance error
- ▶ Selectable units for level measurements



NTI Americas Inc
PO Box 231027
Tigard, Oregon 97281 USA
503-684-7050
www.minstruments.com
info@ntiam.com

little realizable gains as the major factor for not adopting IBOC at this time. While IBOC broadcast equipment cost is partly to blame, the chief reason for high conversion costs is the fact that the IBOC signal provides significant challenges to broadcast transmitter designs that often require new IBOC capable transmitters to be installed.

IBOC employs orthogonal frequency division multiplexing to broadcast the digital HD Radio signal. OFDM provides frequency diversity through the use of multiple simultaneously transmitted data carriers that combat frequency dependent fades in multipath environments. FM IBOC further leverages frequency diversity by placing upper and lower sidebands on either side of the FM modulated signal with more than 200 kHz of frequency separation. IBOC also employs time diversity through the use of data interleaving in order to deliver a more robust signal. For more information on the organization of the FM IBOC signal refer to Ref. 1 at the end of this article.

While multiple carriers in an OFDM signal provide for a robust signal, they require highly linear signal amplification in order to minimize carrier intermodulation and ensure spectral compliance. Secondly, the amplifier requires a significant amount of input backoff (IBO) in order to handle large power peaks inherent in the IBOC signal.

Fig. 1 on page 1 shows how multiple carriers constructively and destructively add due to varying phase information in the quadrature phase modulated (QPSK) data carriers.

Presented are three consecutive FM IBOC symbols. The first plot is the power envelope of a single IBOC carrier, which has a constant power envelope at baseband prior to channel modulation, similar to FM modulation. In this case, the IBOC pulse shaping function to smooth out the spectral impact of symbol transitions is apparent. The addition of a second carrier drops the average power of the signal by 3 dB, while maintaining the same power peaks, which can be expressed as the peak-to-average power ratio (PAPR).

With 20 carriers, the random nature of extreme peaks is already visible and the PAPR increases to more than 9 dB. However, FM IBOC uses a minimum of 382 carriers, further increasing the PAPR to over 12 dB. While in theory all carriers could add constructively, in practice peaks of much greater than 12 dB are rarely encountered.

While the IBOC signal power is considerably less than the FM signal power in a hybrid FM plus IBOC signal, requiring broadcasters to install a significant amount of additional transmitter power to handle these temporary peaks in power would present a significant hurdle to the adoption of HD Radio. Therefore, iBiquity Digital Corp. has provided an optional PAPR reduction algorithm as part of the standard IBOC modulator, effectively reducing IBOC signal peaks.

Note: Some literature refers to the signal's PAPR at the RF level after channel modulation. So for example, an FM modulated signal with a constant power envelope at baseband would then have a PAPR of 3 dB at the RF level due to the fact that a sine wave has a crest factor of $\sqrt{2}$ [See Ref. 2]. The same principle applies to IBOC. Provided we understand this relationship, we will continue to express the PAPR at baseband, which directly translates into the required IBO.

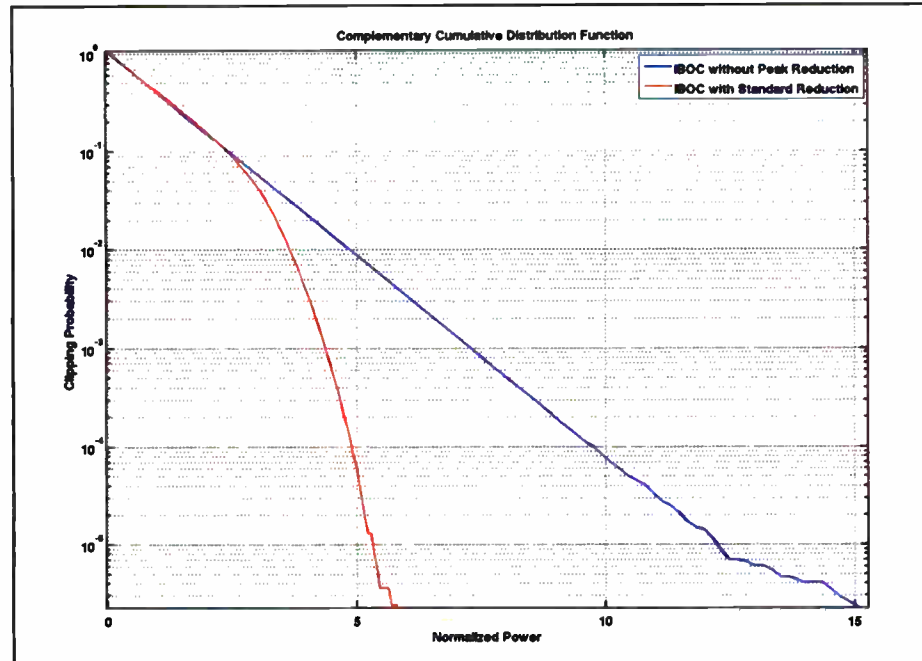


Fig. 2: Standard IBOC Peak Reduction

A more meaningful way of quantifying peak performance compared to the PAPR, is the complementary cumulative distribution function (CCDF), which describes the signal in a statistical way. The CCDF is defined as follows:

$$CCDF(x) = P(X \geq x) = 1 - \int_{-\infty}^x f(t) dt$$

where $F(x)$ is the probability distribution function of the signal x .

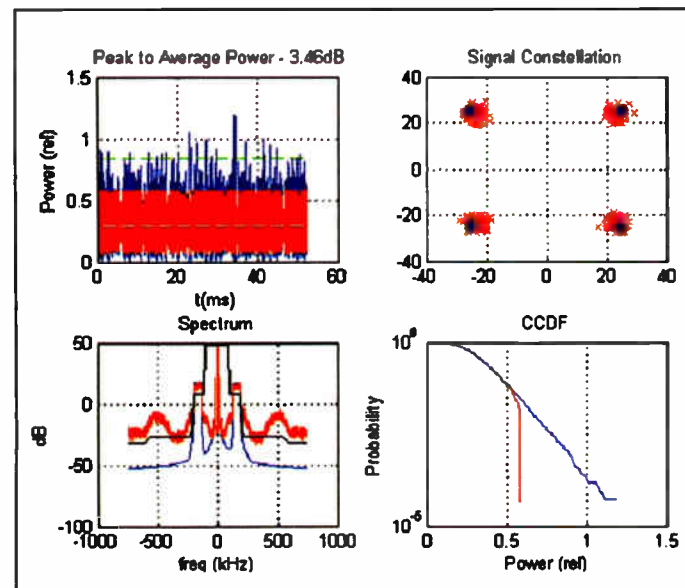


Fig. 4: Effects of Clipping the IBOC Signal

If we take the random variable X to be the signal's power fluctuation, then the CCDF gives us the practical interpretation of the probability of clipping the signal at a given maximum power level.

Fig. 2 contrasts the CCDF of an IBOC signal to the CCDF of a peak reduced version of the signal at 1 W average power. Note that the X axis in this illustration represents a linear power scale. With a peak duration of around 1 μ s, achieving a clipping probability of at least 10^{-6} (around 1 clip per second) would require an IBO of 8 dB (6 times above average power), while without peak reduction an IBO of 12 dB (15 times above average power) would be needed.

The CCDF not only provides a comparative measure, but it also provides us with an idea of how far a transmitter can be driven into saturation. It does not, however, detail the spectral effects introduced by this clipping operation, which greatly depend on the transmitter characteristics in the saturation region. Fig. 4 shows the effects of hard clipping on the spectrum and signal constellation.

While standard PAPR reduces signal

peaks from 12 dB to 8 dB, in practice it has been found that peaks can be reduced further by driving the signal into compression. Depending on the transmitter, the signal can often be driven into compression to yield a final PAPR of 5.5 dB.

What this means to the broadcaster is that in order to achieve a 3 kW digital transmitter power output, a transmitter capable of delivering 10.6 kW of instantaneous power must be installed. Without

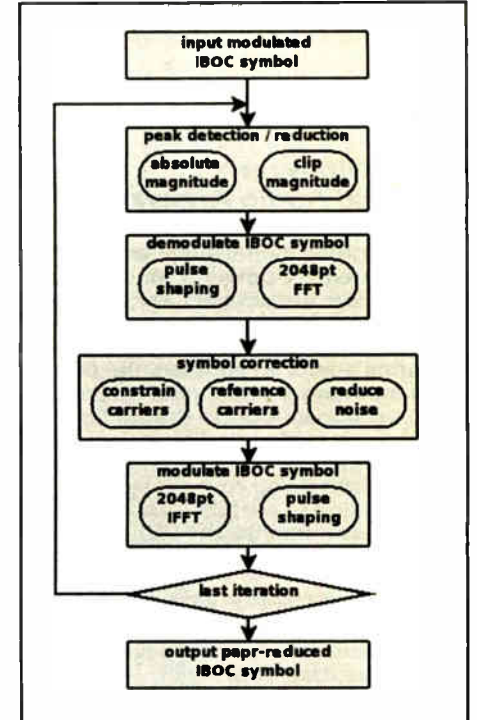


Fig. 3: Standard PAPR Reduction

PAPR reduction algorithm clips the magnitude of a sample point associated with this peak to a given threshold while maintaining the sample point's instantaneous phase value. Regardless if hard or soft clipping is applied, the act of clipping effectively introduces a delta function $\delta(t)$ to the digital signal. The nonlinear effect of adding a delta function to the signal is to add frequency

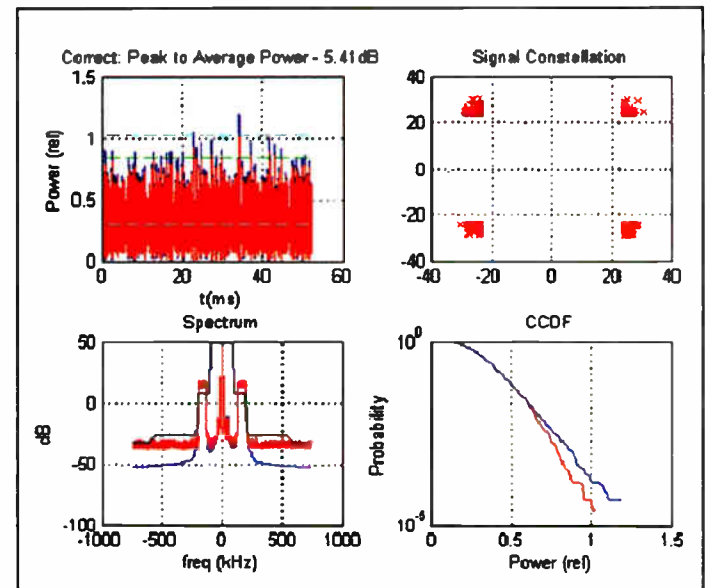


Fig. 5: Effects of Correction on a Hybrid Signal

standard PAPR reduction a much larger transmitter would need to be installed depending on how much that signal could be compressed in the transmitter.

As it provides significant gains we will take a closer look at the operation of the standard PAPR reduction algorithm as implemented by iBiquity.

STANDARD PAPR REDUCTION ALGORITHM

The following is a basic description of the standard PAPR reduction algorithm included by iBiquity as part of the HD Radio system as described in the patent held by Brian William Kroeger [see Ref. 3], which should be considered the authoritative source. Fig. 3 reproduces a basic version of the algorithm's flow chart presented in Ref. 3.

Peak Detection and Reduction

The standard PAPR reduction algorithm inputs a single modulated IBOC symbol at a time. Peaks are detected by computing the absolute value of each sample point and comparing it against a predefined threshold value. Once a peak is identified, the standard

content across the entire discrete frequency spectrum that is related to the magnitude of the peak reduction, which may violate the spectral emission mask. It also introduces error in the signal constellation, which degrades the noise performance of the IBOC signal.

Fig. 4 depicts the effects of clipping the IBOC signal, where the blue plots represent the original input symbol, and the red plot represents the clipped signal. A scattering of constellation points is observed that tends to move to the origin, as peak reduction tends to reduce the signal's power. This is not an issue, as the signal can easily be scaled back up in order to maintain the same output power. However, the impact on the noise floor is clearly visible and often is the limiting factor compared to the impact on the signal constellation.

Symbol Correction

Because of the signal distortion introduced in the previous step, the signal must be cleaned up. To do so, the standard PAPR reduction algorithm performs an IBOC

If you thought that you couldn't afford new Automation,
then think **DIGILINK-XTREME !**



Xtreme w Bridge
(PC required)

NEW Xtreme-PC

uses the PC's built in sound cards
(PC required)


NEW Xtreme-ARC

the ARC-10 has a built in sound card w logic
(PC & ARC 10 console required)

only \$100/month

Xtreme is ideal for Internet Radio, Live On Air, Hard disk automation, Satellite automation and so much more. For less than the monthly cost of a cell phone contract you get everything including support and updates !!!

from the leader in Radio Studio Furniture,
ACCENT line from Arrakis



Contemporary brushed metal and textured panel styling

With ACCENT from Arrakis the metal structure is artfully integrated into the visual decor of the cabinetry. As a result, ACCENT is a contemporary blend of brushed metals, pleasing colors, and interesting textures. Cabinetry and electronics complement each other in such a way as to create a bold visual environment for talent, guests, and clients alike.

'All NEW' from Arrakis Systems for '2008'

If you thought that you couldn't afford a new console,
the **ARC-10U is only \$1,599 !**



Available in 3 models, the ARC-10 is perfect for all radio applications from On Air, to Production, to News, to Internet radio. The built in sound card interfaces with Windows & Mac

ARC-10U	unbalanced	\$1,599
ARC-10UP	unbalanced w USB	\$1,999
ARC-10BP	balanced w USB	\$2,495
ARC-16SW	16 in x 3 switcher	\$995

an advanced radio console for the BIG jobs,
the **ARC-15 is only \$3,495**



The ARC-15 has **BALANCED** audio inputs and outputs, and with 5 mics is ideal for talk studio applications. The built in telephone channel handles Call in shows

- 15 channels, Pgm & Aud outputs
- Built in telephone channel for Call in shows
- 5 mics, (4 selectable as mic or line)
- PC sound card built in

CONTINUED FROM PAGE 20

demodulation of the distorted signal down to the individual carrier level.

This involves removing the IBOC pulse shaping from the OFDM symbol and a consequent FFT operation at a sampling rate directly related to the original symbol creation, such that each frequency bin at the output of the FFT perfectly describes the information in a single carrier.

The first part of the correction process limits the amount of error that is allowed in a single carrier by pushing the constellation point of the carrier back toward its ideal constellation point. As all carriers are QPSK modulated, this is accomplished by simply pushing all points away from the XY axes to a desired threshold but not all the way back to the ideal QPSK point. Pushing back the constellation points toward the ideal QPSK point brings back the same peaks we eliminated in the previous step. By only going part way, we increase the carrier's bit energy, but the peaks are only partially restored. Fig. 5 provides a clear example of this effect.

Particular attention must be paid to reference carriers that allow a receiver to lock on to the IBOC signal. While the amplitude is not significant, it is important that the phase of the reference carrier is preserved. Therefore, the reference carrier's phase is restored to its original value while the corrected amplitude is maintained.

As a third part of the correction process, the error in the non-carrier frequency bins must be suppressed. The same principle applies here; as we correct the signal back

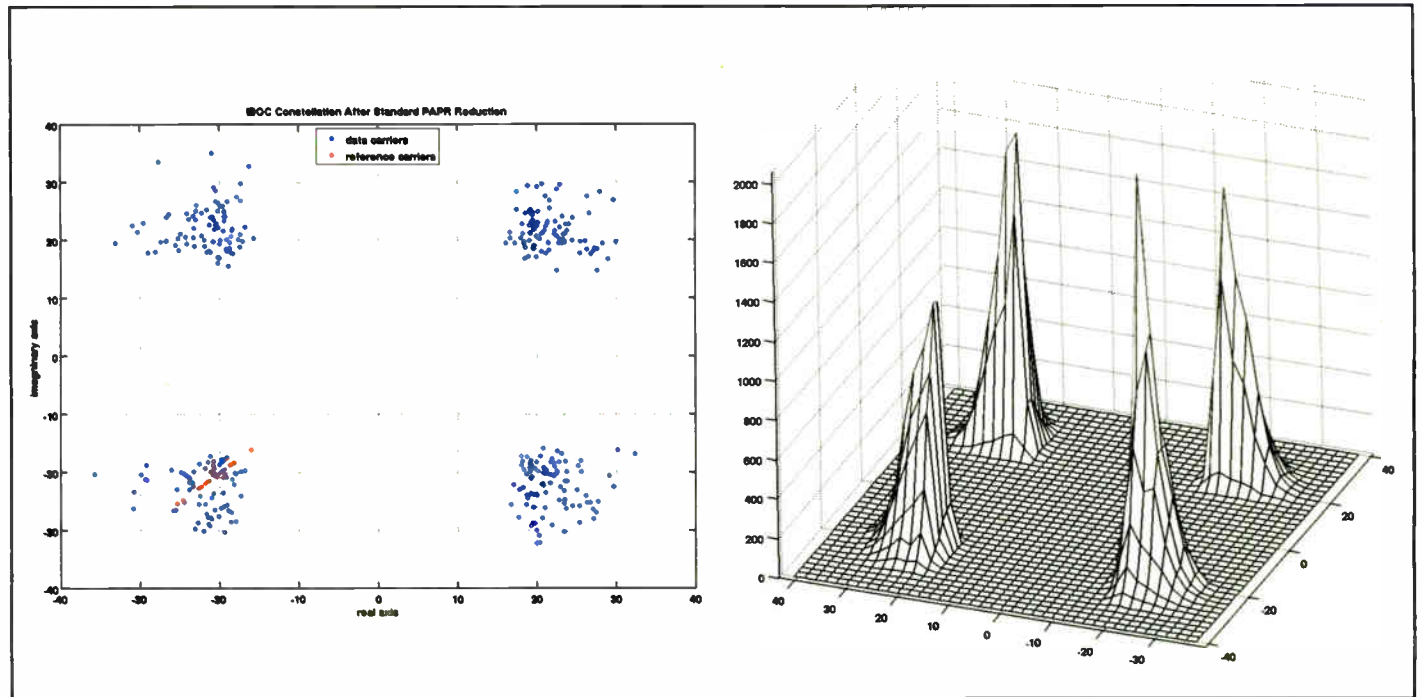


Fig. 6: IBOC Constellation and Histogram of Standard PAPR Reduced IBOC

to its original spectrum more of the peaks are starting to come back. A mask is applied in correcting this signal content, allowing varying amounts of noise to subsist in the IBOC signal without violating the spectral emission mask.

Because of the opposing effect of these steps, the PAPR reduction is an iterative process; each transition through the loop yields an improved solution. However, this is computationally expensive due to the iterative computation of a 2048 point Fast Fourier Transform (FFT) and its inverse (IFFT). Each additional iteration yields diminishing returns approaching a final

limit that is mainly a function of our correction parameters, as well as the frequency and magnitude of peak reductions.

Standard PAPR Reduction Performance

With the understanding of how the standard PAPR reduction operates, we will take a closer look at the output provided by the standard engine IBOC modulator.

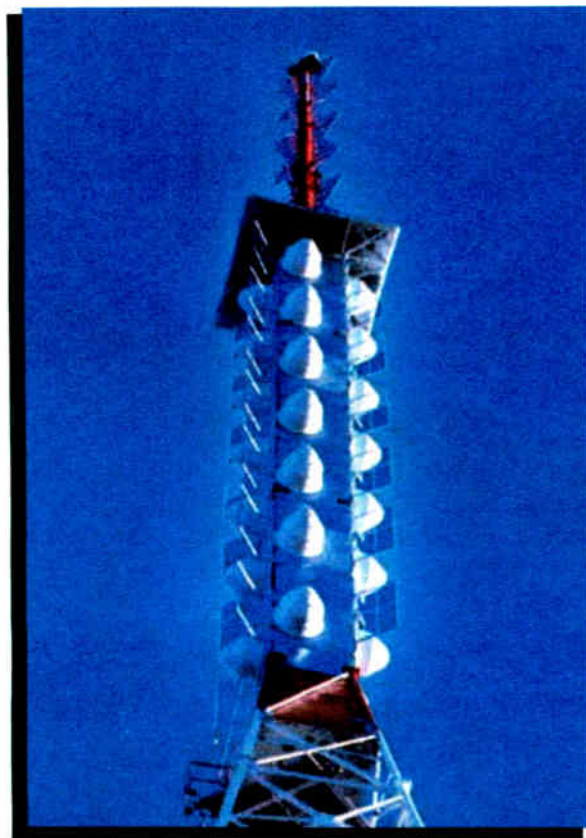
The sample stream is directly captured at the engine output and demodulated to determine the PAPR and signal constellation. It has already been determined that the standard PAPR reduction reduces the PAPR

from 12 dB to under 8 dB. This represents a significant improvement, but we need to ensure that this process has not degraded the IBOC symbol's noise performance.


Fig. 6 provides a plot of the demodulated signal constellation as captured from the engine IBOC modulator in service mode MP1. It also highlights the reference carriers in the symbol. We observe a significant spread in the signal constellation points that indeed affects the signal's noise performance. However, looking at a traditional constellation plot may lead one to incorrect conclusions. Fig. 6 also provides a

SEE PAPR, PAGE 24

When You Want More Than Just An Antenna



Full line of
HD Radio Accessories:
Circulators, Mask Filters,
Reject Tuners, and
Rigid Components.




Made in USA since 1954



MASTER FM
DUAL INPUT
HD ANTENNA



JSHD DUAL INPUT
HD SIDEMOUNT
ANTENNA



RCHA 10dB
HIGH LEVEL
HD INJECTOR



MUSICAM USA

The World Leader in IP Codecs

Suprema

IP DUAL AUDIO CODEC



- Includes LAN, ISDN U & S/T, and X.21 interfaces standard
- Auto backup to ISDN from IP or X.21
- Built-in Web Browser for control and monitor from remote locations
- Comes fully loaded with every available algorithm included

- Based on Suprema: Includes many of the same features
- 4-channel input mixer with line/mic levels and phantom power
- Lightweight & rugged design


Road Warrior

PORTABLE IP & ISDN CODEC



SupriMAX

UP TO 14 IP AUDIO CODECS IN A 3U RACK



SupriMAX-1U

UP TO 4 IP AUDIO CODECS IN A 1U RACK



- ISDN/X.21 modules available for automatic back-up
- Each module is hot-swappable
- Redundant Power Supplies
- Fully loaded with every available algorithm included
- No additional components or options are required to meet your needs



670 North Beers Street, Bldg. #4
Holmdel, NJ 07733 USA
732-739-5600
732-739-1818 fax
email: sales@musicamusa.com
web: www.musicamusa.com

3D histogram that simply tallies the number of constellation points per unit area. Looking at the histogram reveals that the spread in the constellation is truly not so bad. The majority of data points are concentrated in defined clusters and only infrequent data points fall outside this region and no point approaches the bit decision boundary along the X and Y axes.

A true measure of the impact of standard PAPR reduction is to look at its noise performance in an Average White Gaussian Noise Channel (AWGN). Therefore, the output of the engine modulator is added to AWGN, the result is demodulated and the bit errors in the carriers are tallied compared to the original symbol. Depending on the tolerable bit error rate, we can quantify the power increase required to restore noise performance back to the noise performance of an ideal QPSK modulated IBOC symbol.

Given a certain bit error rate, Table 1 lists the power ratio between the ideal symbol and its PAPR reduced version. This provides a figure of merit in comparing the error introduced into the constellation by different PAPR reduction schemes. Because of the substantial amount of forward error correction (FEC) inherent in the IBOC signal, IBOC can indeed operate in channel conditions with very high bit error rates.

We are not really interested in the region of low bit errors, since FEC will provide us with great performance in that region regardless. We want to choose a bit error rate at the edge of our coverage area, but which still does provide acceptable service. For the remainder of this discussion, we take this point to be at 10^{-2} but this number may be qualified further in the future. All noise performance is to be taken with respect to the ideal IBOC symbol.

Therefore, while it is computationally expensive, standard IBOC PAPR reduction is a very effective means of peak reduction that only introduces a small to moderate degradation in noise performance.

However, the argument could be made that the algorithm's parameters should be under a broadcaster's control, as it is conceptually conceivable to relax correction parameters to achieve greater gains in peak reduction and only incur a further small degradation in noise performance.

10 dB CARRIER INCREASES: THE NEW REALITY

When discussing the effectiveness of the standard PAPR reduction in the context of low-level combined IBOC, we must touch on recent developments that aim to increase digital carrier power levels by 10 dB in a hybrid waveform. The proposed increase is an effort to match more closely the coverage area of the IBOC signal to the simulcast FM signal and to improve building penetration and general IBOC signal robustness.

While it is outside of the scope of this paper to discuss this development in detail, we have to look at the applicability and effectiveness of the standard PAPR reduction in the context of this new development.

Increasing digital carriers by 10 dB only increases the average IBOC signal power from 1 percent to 10 percent of the transmitted FM signal. However, it would be a

Carrier Bit Error Rate	Reduction in Noise Performance (Reduced/Ideal)
5×10^{-2}	0.29 dB (1.07)
10^{-2}	0.49 dB (1.12)
10^{-3}	0.57 dB (1.14)
10^{-4}	0.72 dB (1.18)
10^{-5}	0.83 dB (1.21)

Table 1: Comparative Noise Performance

grave mistake to think that this change would have only minor implications to a low-level combined hybrid transmitter.

By now, it is apparent that broadcast transmitters are limited by their peak power capability and not their average power capability. So we must look at the signal peaks as shown in Fig. 7, which depicts the baseband power envelope of an analog modulated FM signal, a digital only signal, and a hybrid signal at -10 dBc and -20 dBc injection levels all at the same average power of 1 W.

While at -20 dBc about 40 percent of transmitter overhead was sufficient, going to -10 dBc carriers we now require more than 160 percent of transmitter power. Assuming that the spectral emission mask stays at current levels, this means that this hybrid waveform cannot be driven into amplifier compression to the same degree as in the -10 dBc case. Therefore, almost all of the signal must fall into a linear amplification region. This now means in order to achieve a hybrid TPO of 8 kW one must install a transmitter capable of handling 22 kW, while a 11 kW transmitter suffices at -20 dBc.

Fig. 8 depicts the power distribution of hybrid signals at different injection levels all scaled to the same average power. The absolute maximum point is indicated via the red dashed line and the corresponding PAPR ratios are given in the legend. This leads us to a significant observation:

As the analog component of the signal increases, the peak distribution of the resulting hybrid signal changes shape. The peaks in the digital waveform are not necessarily the same as in the hybrid waveform.

While it is true that a peak reduction in the IBOC signal is beneficial to the hybrid waveform, a peak in the IBOC signal may in fact not turn out to be a peak in the hybrid signal, if the addition of the FM signal to the IBOC signal happens to add destructively. On the flip side, a lower IBOC signal peak may entirely add constructively to the FM signal creating a notable peak in the hybrid signal.

While this fact has received little attention at -20 dBc carriers, for the -10 dBc carrier case, this observation makes a significant dif-

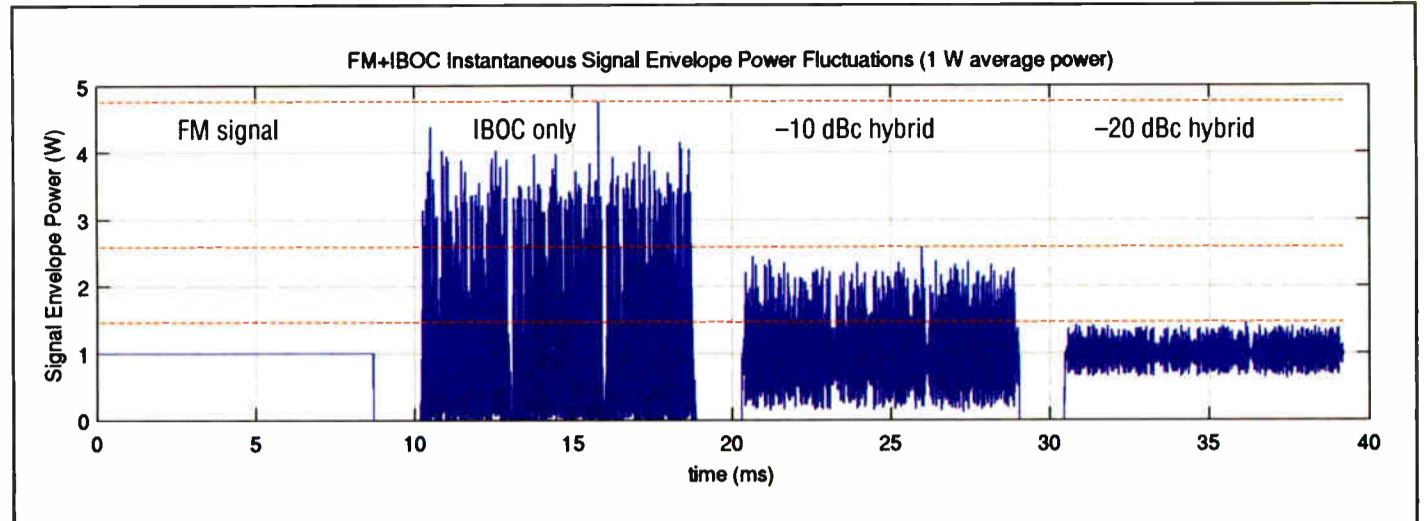


Fig. 7: Comparative Instantaneous Envelope Power Fluctuation

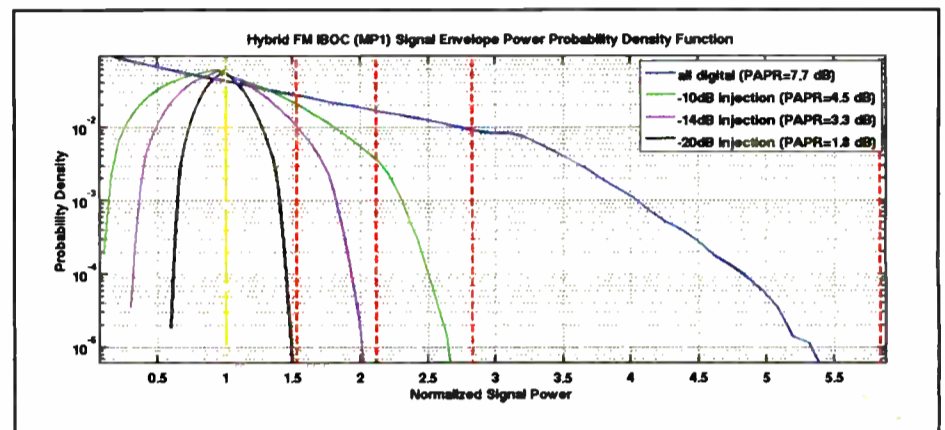


Fig. 8: Hybrid FM+IBOC Signal Distribution

ference. In short, peak reduction must simply be performed on the final signal that is to be passed through the power amplifier of the transmitter. However, the standard PAPR reduction scheme cannot simply be applied to a hybrid signal without significant changes to both the algorithm operation as well as the implemented radio systems broadcast architecture, as defined by iBiquity Digital Radio. The remainder of this paper will detail Nautel's innovative approach to peak reduction in a hybrid signal.

PROPOSED PAPR REDUCTION

This section outlines the operation and innovation in the proposed PAPR reduction method.

Peak Detection

The major difference between the standard PAPR reduction and our proposed PAPR reduction is a difference in peak detection. Fig. 9 contrasts the difference of peak detection in the standard PAPR reduction vs. the proposed reduction method at a single instance in time.

Fig. 9 depicts a complex plane, where the X axis reflects the baseband signal's real (or in phase - I) component and the Y axis represents the signal's imaginary (or quadrature - Q) component. As the analog component of the signal increases, the peak distribution of the resulting hybrid signal changes shape. The peaks in the digital waveform are not necessarily the same peaks in the hybrid waveform.

The first graphic illustrates the case of standard PAPR reduction that only operates on the digital signal and then adds the result to the analog signal. The second graphic, on the other hand, shows how the analog signal is taken into account in detecting a peak.

The output of the FM modulation process produces a constant envelope signal with varying phase. At baseband, this signal is represented as a vector in the complex plane with constant amplitude, which is represented by the white circle in our

illustration.

For the sake of comparison, let us assume that both methods could achieve the same level of peak reduction. Since the standard PAPR reduction method is agnostic of the analog modulation, it can only detect a peak based on the digital signal alone and it does not know whether this peak adds constructively or destructively to the analog signal.

Should the peak add constructively, then the standard reduction method performs the correct operation by introducing a large peak correction. However, if the peak adds destructively to the analog, the standard PAPR reduction unnecessarily performs a potentially large peak reduction.

For demonstration purposes, if we choose an analog signal point at one point in time and perform a vector addition of all possible digital signal points, then a peak in the digital signal creates a large circle around the analog signal point. The standard PAPR reduction method reduces the peaks in the digital signal down to the radius of the inner circle, which borders the circle representing the maximum desired peak of the combined signal. This leaves a large area in the complex plane where peak reduction is performed as indicated by the red shaded area in the illustration. Hence, the standard PAPR reduction scheme causes many samples to be unnecessarily corrected when they do not in fact form an actual signal peak after combining with the FM signal.

The proposed innovation suggests a different approach for determining the correction vector C, which is used as the input to the peak correction process. When determining a peak, the analog vector A is first added to the digital vector D. The resultant hybrid vector H is then compared to the maximum desired peak threshold. Only if the digital signal adds constructively to the analog signal, is a large correction required. A smaller correction is needed if the vector addition falls close to the maximum desired peak and no correction is required if the

result is below the maximum desired peak.

Our illustration comparatively shows a red shaded region where a relatively large correction is required in the same way as is performed in standard PAPR reduction and a yellow shaded region where only a smaller degree of correction is required.

Using the proposed PAPR reduction method yields a much smaller region that requires a large correction. By introducing a lower amount of correction, the proposed algorithm can achieve the same maximum desired peak value with a lower degree of distortion in the original signal. This allows us to reduce the signal's peaks further compared to the standard PAPR reduction method.

In order to realize this difference in peak detection, the standard PAPR reduction algorithm, and consequently the broadcast architecture for IBOC, must be somewhat modified. Fig. 10 highlights the differences in red to the standard PAPR reduction method shown previously.

Fundamentally, the biggest difference is the fact that the digital IBOC modulator must now know about the FM modulated MPX signal, while the standard PAPR method does not require this input. The FM signal, as well as the non-PAPR reduced symbol, are both interpolated to a higher sample rate. While digital sampling theory faithfully preserves a signal's frequency content, there is no guarantee that the signal's peaks fall on discrete sample points. An interpolation process allows us to capture peaks more reliably. Performing PAPR reduction at the standard IBOC sample rate of 744 k samples/second may miss actual signal peaks by 30-40 percent. By interpolating by a factor of 2, this error is reduced to around 5 percent for the IBOC signal, but it significantly increases computational requirements.

Peak Reduction

With the standard PAPR reduction algorithm it was found that hard clipping provides an efficient and effective means of peak reduction. In our discussion thus far,

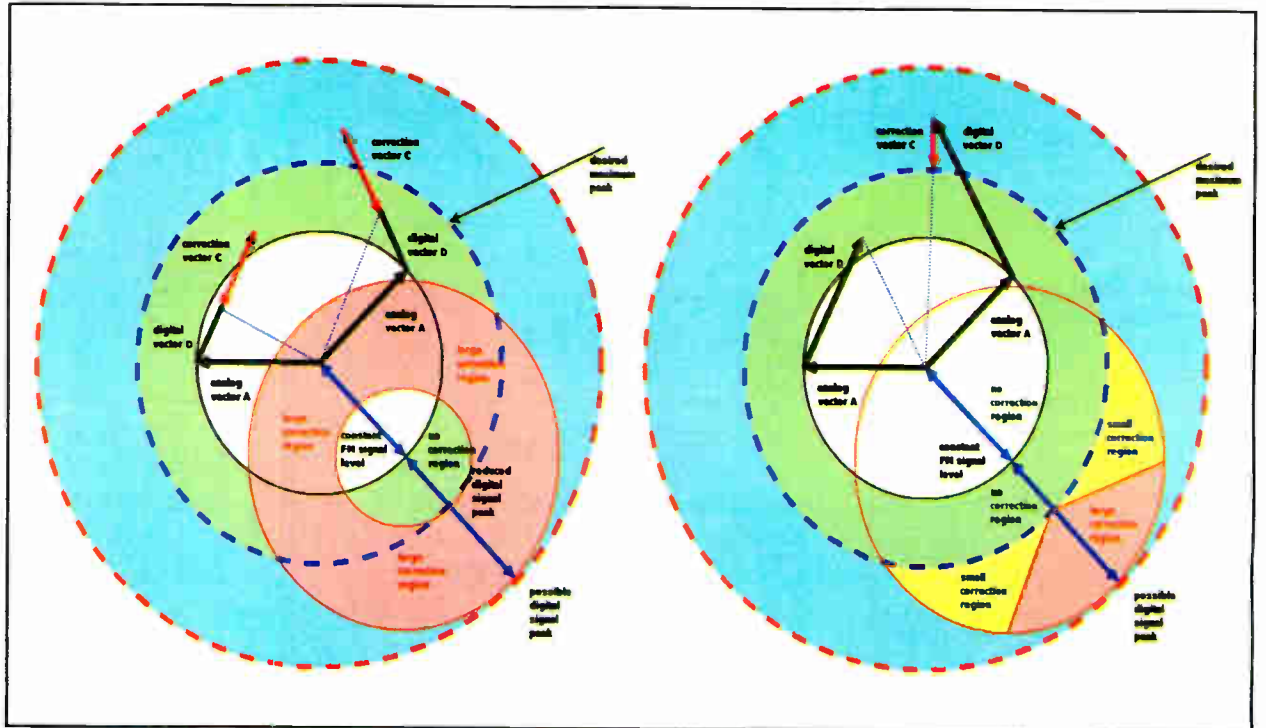


Fig. 9: Standard Peak Clipping (left) Contrasted to Hybrid Optimized Peak Clipping (right)

this simply means that the correction vector C is added to the digital vector D on a sample per sample basis. A similar approach can be employed for our case. By not simply clipping the hybrid signal, but keeping the correction vector C separate and only applying it to the digital component, it allows us to use the established correction techniques described with the standard PAPR reduction. It also uses the FM signal only during the clipping decision process and, thereby, faithfully maintains the FM portion of this signal until it is finally added to the digital component to form the hybrid signal stream. Therefore, the FM transmission is not impacted by the proposed PAPR reduction technique.

Applying the correction vector directly to the digital sym-

bol essentially clips peaks. However, based on the correction vector we could also create an error signal as follows:

$$E[n] = \sum_{k=0}^{length-1} \text{correction function}[n-k]C[k]$$

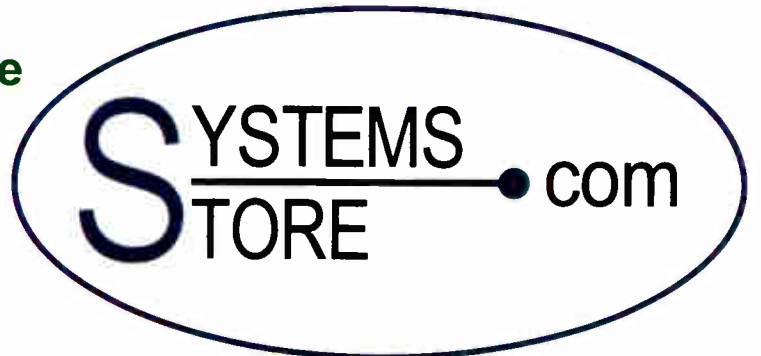
This allows us to shape the spectral impact of the reduction via the correction function to concentrate the introduced noise in more convenient frequency bins rather than the wide impact of the delta function introduced through clipping. Tone or pulse injection techniques may be applicable here. Depending on the choice of the correction function,

SEE PAPR, PAGE 26



The Preferred Source For Krone

Punch Blocks, Punch Tools, & Patch Cords - In Stock



- Barix Audio Over IP - Byte Brothers LAN Testers - Cable Ties
- CBT Classic On-Air Lights - CMD Push-Pull Rods & Accessories
- Extech Instruments - ElectriDuct Cable Floor Ducts - Gepco Cable Henry Engineering
- Kingfisher Fiber Optic Testers - Krone Punchblocks, Tools, & Patch Cords
- LEA International Surge Protection - Lowell Racks, Speakers, & Accessories
- LS Cat5 & Cat6 Cable - Microcare Fiber Optic Cleaning Supplies
- Middle Atlantic Racks - Minuteman UPS - Neutrik Connectors - Optelator
- Platinum Tools & EZ-RJ45 Connectors - RDL - Rip-Tie - Sandies Studio Warning Lights
- Siemon - SoundSphere & SoundTube Speakers - SurgeX Surge Protection
- Switchcraft Connectors - TOA Amplifiers - Triplet Test Equipment
- Ward Beck Digital Audio Test Equipment - ZyXEL Wireless Ethernet
-and Much More

Your Premium Source For The Wire and Cable, Connectors, Punch Blocks, Racks & Enclosures, Power Protection, Wire Management Devices, "Problem Solvers", Tools, Test Equipment, and Accessories Required To Create And Maintain A Technical Infrastructure.

SystemsStore, Inc.
890 Carter Road #150
Winter Garden, FL 34787 USA
Tel: 407-656-3719
Fax: 407-656-5474

www.SystemsStore.com

Sales@SystemsStore.com

PAPR

CONTINUED FROM PAGE 25

the error signal can be small enough that one can even safely bypass the constellation and spectrum correction step altogether.

Constellation and Spectrum Correction

Just as for standard PAPR reduction, the modification of the digital signal in the time domain can negatively impact the signal constellation as well as increase out of band noise requiring correction. Unlike the standard PAPR reduction, different correction functions in the proposed method will have varying impacts on the constellation and injected noise level.

While other implementations of this step are conceivable, the standard implementation can work very well on our modified signal at this point. However, key parameters, such as the number of iterations and correction thresholds can be adjusted to achieve various levels of PAPR reduction performance.

PROPOSED PAPR REDUCTION PERFORMANCE

While intuitively the proposed PAPR reduction method should provide superior results in comparison, the theory must be put to the test, first using simulations and second using real hardware. Nautel is assembling an IBOC modulator proof-of-concept prototype system able to perform rigorous hardware tests. In the meantime, this paper reports on the simulation results obtained thus far.

Since -10 dBc carrier levels are of interest to the broadcast industry at this time, our first simulation case is aimed at obtaining a comparable IBOC constellation to the standard PAPR reduction with comparable noise performance. Basic clipping and no other advanced options, such as using the

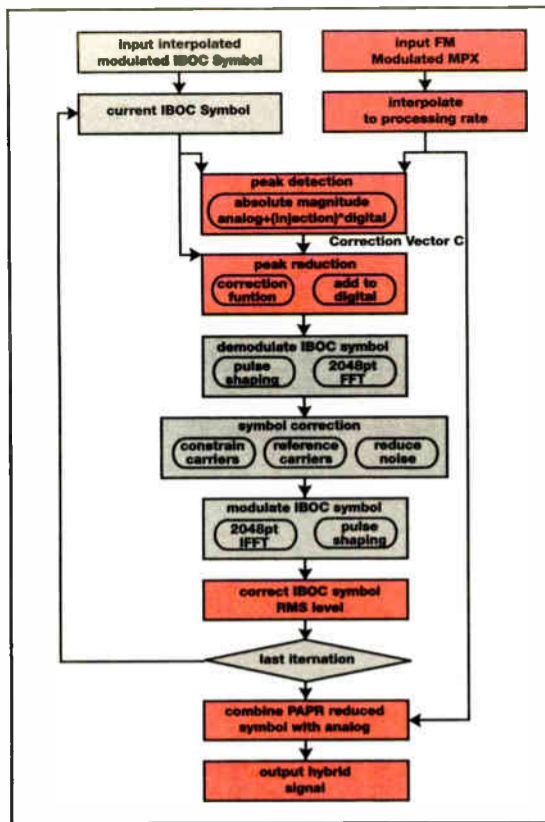


Fig. 10: Proposed PAPR Reduction

extended carrier spectrum, are used to compile these results in order to provide a fair head-to-head comparison of the two reduction methods.

For comparative purposes, a standard PAPR reduced symbol stream is captured from the engine modulator and the PAPR reduction is removed by moving all constellation points back to their ideal location. A symbol stream comprising a particularly bad power spike is selected in order to ensure the proposed PAPR reduction can effectively deal with a worst-case scenario.

The resultant proposed PAPR reduced symbol stream is subjected to a noise performance test to ensure similar noise performance to the standard PAPR reduced symbol. The standard and proposed symbols are compared to ensure no bit errors are introduced in the PAPR reduction process. Fig. 11 graphically reports the results of this test.

The blue plots pertain to the standard

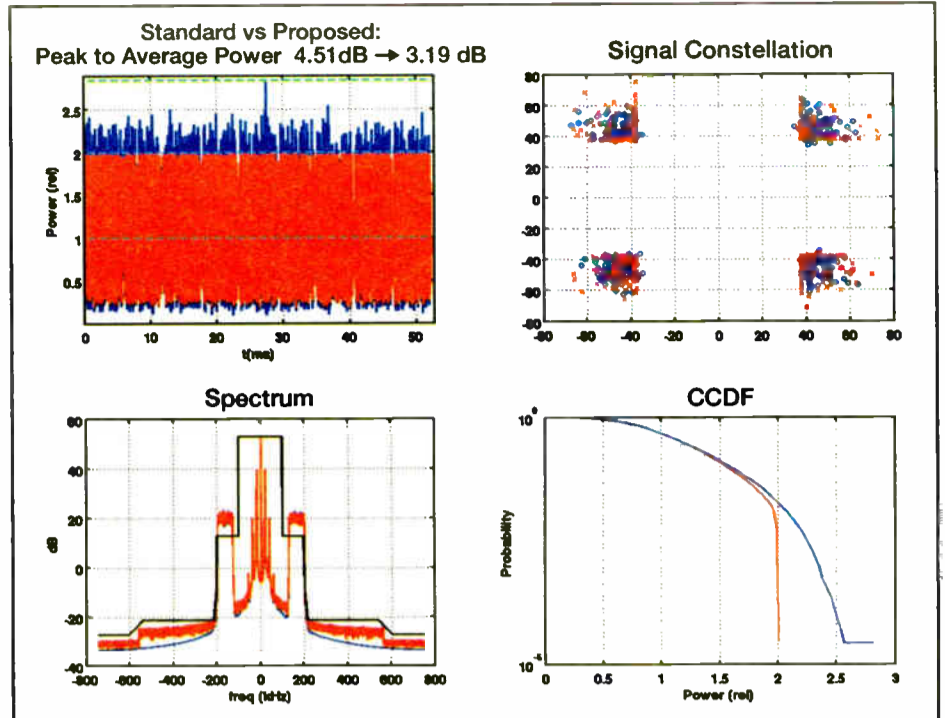


Fig. 11: Performance Comparison of Standard (Blue) vs. Proposed (Red) PAPR Reduction

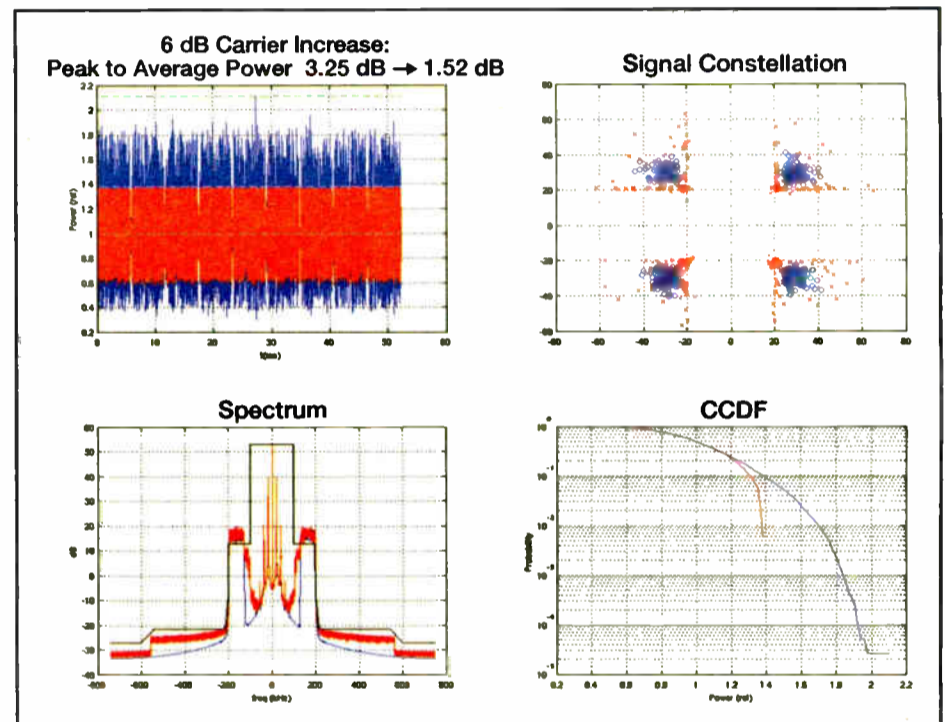


Fig. 12: Aggressive PAPR Reduction Utilizing Extended Frequency Partitions

Products & Services SHOWCASE

OPTILATOR™

Rack Mount UPS's 1500VA-2200VA w/AVR & OptelatorII \$695.00-\$895.00



\$344.95 ea.

Fiber Optic Modem Protection

Lightning Protection that keeps on working!
Fiber optic protection impervious to lightning.

It is now a recognized name brand in the RF Industry.

For more technical information call toll free 888-471-1038, Ph: 727-823-6100, Fax: 727-823-6044. For pricing and sales call: Harris, Broadcast General Store, Broadcastworks, Broadcast Richardson, RF Specialists, Crouse-Kimzey, EuroExchange Brokers Inc., S.C.M.S., or your local distributor.

See our web page: www.opticsshield.com It is for real!

The Ultimate Lightning Protection!

GORMAN REDLICH DIGITAL ANTENNA MONITOR



MODEL CMR — Remote Controllable Digital Antenna Monitor — 2 tower
Price \$3200 additional towers \$200 each

The Model CMR is a state of the art instrument of unequalled accuracy and stability. With typical modulation, the CMR's true ratio readout is a factor of 10 more stable than instruments that measure normalized amplitude.

- True Ratio reading. Non-Reference and Reference amplitudes are separately measured and divided electronically to give an accurate digital reading.
- Stable, accurate phase reading with automatic phase sign.
- Amplitude or True Ratio may be selected for measurement with a front panel switch.
- Dual Surge Protection.

Gorman Redlich

257 W. Union Street Athens, Oh 45701
Phone: 740-593-3150 Fax: 740-592-3898
jimg@gorman-redlich.com
www.gorman-redlich.com

PAPR reduced IBOC symbol, the red plots pertain to the proposed PAPR reduced IBOC symbol. The spectrum plot reveals that carriers are indeed increased by 10 dB with respect to the more stringent IBOC emission mask and both methods maintain this level throughout. Noise performance tests reveal that the standard PAPR reduced symbol performs 12 percent below the ideal IBOC symbol, while the proposed PAPR reduced symbol performs 14.8 percent below the ideal IBOC symbol, well within comparable levels.

While this does not represent the best maximum gain possible with the proposed PAPR reduction, it does show a very substantial reduction in the PAPR from 4.51 dB down to 3.19 dB.

Graphically the presented time domain plot shows how the required transmitter overhead is reduced. The CCDF, however, presents a better picture of the situation. The discontinuity in the blue curve is explained by the fact that we have specifically selected the input signal based on a maximum peak, but this should not be disregarded as the frequency of this peak in an actual symbol stream is still significant. However, the proposed PAPR reduction has been able to effectively remove this singular peak.

One caveat of the proposed PAPR reduc-

SEE PAPR, PAGE 29

THE ENGINEERING BLOCK

DYNAMAX MX SERIES

Easy to Operate
Easy to Install
Easy to Service

- 6 to 18 channel configurations
- 24 or 36 inch wide frames
- 2" or 3" wide modules options
- 4 Output Buss (two Stereo and two Mono)
- Metering for all 4 Outputs
- 2-4XI Auxiliary inputs standard
- Mic preamp on first two channels
- 20 Configurations available

MODEL 343

MODEL 340 SERIES

NEW!



SANDIES

WWW.SANDIESUSA.COM
215-547-2570



Studio Design & Fabrication

RAM Broadcast Systems builds studios for most of North America's major networks, group stations, and news organizations. RAM offers comprehensive studio design, fabrication, systems integration, and components. Put RAM's 35 years of experience to work for you:

- Studio Design & Fabrication
- Broadcast Furniture
- Switchers
- Computers
- Pre-Wired Systems
- On-site Installation
- Racks
- And More!

www.ramsyscom.com
800.779.7575



RAM Broadcast Systems

TECH-Mart

One Stop Shopping for all your Technical Broadcast Engineering Needs!



ECONCO
NEW TUBE

Se Habla Español

Rebuilt Power Tubes 1/2 the cost of New!

ECONCO

Se Habla Español



ECONCO
NEW TUBE

Tel: 800-532-6626 Web: www.econco.com
Intl +1-530-662-7553 Fax: +1-530-666-7760

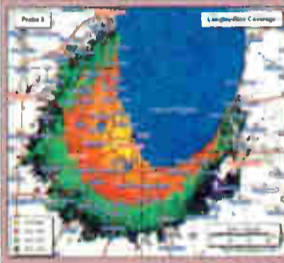
TUNWALL RADIO
SWITCH AND TRANSMITTER CONTROLLERS



TRC Series Controllers

AM/FM/MULTI-SWITCH AND CUSTOM DESIGNS
330.995.9642 www.tunwallradio.com

VSoft THE LEADER IN BROADCAST ENGINEERING SOFTWARE!
Winner of Radio World Newspaper's Cool Stuff Award!



Pro 3 Create stunning "real world" coverage maps and interference studies using Longley-Rice, FCC, PTP, Cost-231-Hata, Okamura/Hata, and others.
AM-Pro Prepare AM skywave and groundwave allocation studies and map FCC contours.
FM-Coverage Perform FM allocation studies under spacings and contour-to-contour protection.

www.vsoft.com • 1-800-743-3684

RF PARTS CO.
Se Habla Español We Export

EIMAC • TAYLOR • SVETLANA
New & Rebuilt Tubes - Same Day Shipping
Motorola • Toshiba • SGS • Thomson & Mitsubishi Semiconductors

800-737-2787 760-744-0700
rfp@rfparts.com www.rfparts.com

Engineering Databases and Software Tools to Fit any Budget!

- AM Allocations
- FM Allocations
- Contour Protection
- PCN Coordination Tools
- Coverage
- Population Studies
- DA Design
- Phasor/ATU Design
- DA Proof Tools
- Diplexer Design

Au Contraire Software, Ltd.
www.aucont.com
(303) 489-3454

AM Ground Systems Co.

Ground System Construction, Evaluation & Repair

1-877-766-2999
www.amgroundsystems.com

COMMUNICATIONS TECHNOLOGIES, INC.
RADIO FREQUENCY/BROADCAST ENGINEERING CONSULTANTS

- AM, FM and TV coverage prediction studies
- Upgrade studies for existing stations
- Broadcast transmission facility design
- FCC applications preparation - construction permit and license engineering

P.O. Box 1130 Marlton, NJ 08053
Tel: (856)985-0077 Fax: (856)985-8124
www.commtechrf.com

Consulting Professional Engineers
Expert Witness Testimony

- FCC Applications
- Frequency Searches
- Co-location Studies
- Custom Map Preparation
- RF Exposure Reports & Maps
- Coverage Modeling & Maps
- STL & Microwave Path Analysis
- Interference Analysis Studies



RF Engineers, Inc.
klex@rfengineers.com 352-367-1725

FASTER... MORE ACCURATE RADIO COVERAGE

- Real Time 3-D Displays
- Interference calculations
- Cost effective mapping
- Fully integrated databases
- Used by the FCC
- Latest standards built-in

RADIO SOFT

Visit us on the web at www.radiosoftware.com
101 Demorest Sq., #E, Demorest GA - 706-754-2725

BAY COUNTRY BROADCAST EQUIPMENT

BUY SELL TRADE
Your #1 Source
For Quality Used Radio Broadcast Equipment

View The Latest List Online at:
<http://www.baycountry.com>
Or call and we will fax it to you.

7117 Office Rd., Baltimore MD 21120
Toll Free: 877-723-7037 • FAX: 410-294-2215 • E-mail: sales@baycountry.com

2008 TECH-MART

ADVERTISING RATES:

3" X 2" TECH-MART BOX
\$85 NET PER INSERTION*

*Includes color at no extra charge
(multiple boxes available at discounted rates)

Contact David at dcarson@nbmedia.com
or 615-776-1359

Space reservation deadline for the next issue, December 10, 2008, is November 7, 2008



"God Protect & Guide the USA to Victory"
Serving Broadcasting Since 1948

Mullaney Engineering, Inc.
Member AFCE

Mullaney Engineering, Inc.
9049 Shady Grove Court
Gaithersburg, MD 20877
Mullaney@MullEngr.com
www.mullengr.com ♦ 301-921-0115 Voice ♦ 301-590-9757 Fax

GRAHAM BROCK, INC.

BROADCAST TECHNICAL CONSULTANTS
Full Service From Allocation to Operation AM/FM/TV/AUX Services;
Field Work; Antenna and Facilities Design

Over 45 years engineering and consulting experience

912-638-8028
202-393-5133
www.grahambrock.com

EMPLOYMENT

HELP WANTED

Station Engineer - Radio Kansas of Hutchinson Kansas seeks a broadcast engineer to assist the director of engineering in transmitter, microwave, studio and computer maintenance for its 3-station public radio network. Minimum of an AA degree in Electronics and/or 5 years of broadcast engineering experience with either SBE certification or FCC General Class License. Information at 1-800-723-4657. To Apply: www.hutchcc.edu or: HUMAN RESOURCES, HUTCHINSON COMMUNITY COLLEGE, 1300 NORTH PLUM, HUTCHINSON, KS 67501. 620-665-3522. mantoothb@hutchcc.edu. AA/EOE.

Run your employment ad on our web site for only \$2 per word!

radioworld.com

Call David for all the details at 615-776-1359
dcarson@nbmedia.com

PAPR

CONTINUED FROM PAGE 26

tion method is the fact that the proposed reduction has a much sharper dropoff in the CCDF compared to the standard PAPR reduced symbol. This means that this method won't be able to be driven into amplifier compression as much, but at -10 dBc carriers the amplifier simply may not be driven into amplifier compression by any significant amount and maintain spectral compliance.

EXISTING HYBRID INSTALLATIONS

A regulatory move to allow the transmission of higher IBOC carriers may place low-level combined broadcasters that have already converted to IBOC at a disadvantage. Therefore it is an interesting exercise to see how the gains achieved using our proposed PAPR reduction can be applied to existing low-level combined stations. At this point in the discussion it should be clear that power levels can be very easily be increased, if no attention is paid to the underlying signal constellation. So we must consider the impact of constellation degradation.

While our proposed reduction provides significant gains, a 10 dB carrier increase is too large to be absorbed by these gains without seriously deteriorating the signal constellation. However, a 6 dB carrier increase is possible with some impact on noise performance using backoff figures for current low-level combined transmitters. Fig. 12 provides the results for this case. The resultant PAPR of 1.52 is very close to the compressed PAPR used to specify current low-level combined transmitters. For this case various advanced techniques had to be employed, such as using the extended carrier space, pulse injection and scaling individual symbols to maintain constant symbol-to-symbol peaks.

The noise performance impact in this case is significant and requires 67 percent additional power to achieve the same bit error rate as an ideal IBOC symbol. Considering that a standard IBOC symbol requires 12 percent additional power, we have effectively

PAPR Reduction Method	Injection Level	Modulator PAPR	Compressed PAPR	Noise Performance	Signal Improvement	Peak Power for 8kW
Standard PAPR Reduction	-20dBc	1.85	1.50	0.49 dB	0.0 dB	11.3 kW
Standard PAPR Reduction	-14dBc	3.25	3.25*	0.49 dB	6.0 dB	16.9 kW
Aggressive Reduction using Extended Partitions	-14dBc	1.52	1.52*	2.22 dB	4.3 dB	11.4 kW
Standard PAPR Reduction	-10dBc	4.51	4.51*	0.49 dB	10.0 dB	22.6 kW
Proposed Reduction	-10dBc	3.19	3.19*	0.60 dB	9.9 dB	16.7 kW
Proposed Reduction using Extended Partitions	-10dBc	2.53	2.53*	1.34 dB	9.2 dB	14.3 kW
Aggressive Reduction using Extended Partitions	-10dBc	2.19	2.19*	2.14 dB	8.3 dB	13.2 kW

Table 2: Comparative PAPR Reduction Options

improved our noise performance by 6 dB - 2.22 dB (degradation from ideal) + 0.49 dB (with reference to standard constellation) = 4.3 dB at a BER of 10⁻².

Our objective is to increase the signal's noise performance, not the signal's output power. A power increase may not translate into an identical noise performance improvement if the underlying signal constellation is modified. We have achieved not quite the 6 dB corresponding to the power increase, but considering it requires no additional transmitter hardware, this represents a significant improvement in IBOC transmission.

If the station has some initial head room available, and we don't have to compress quite as heavily, it will allow us to first improve the signal constellation and recover some losses. We can then either free up the extended carrier space, or further increase carrier power. The optimal operating point will have to be determined on a station-by-station basis depending on the available headroom, transmitter type and station preference. Table 2 presents a number of simulation cases at varying injection levels. These results should be taken for reference only and don't represent any official transmitter performance specifications. The compressed PAPR for most of these cases has yet to be determined and are marked with an asterisk(*). Assuming a TPO of 8 kW, the table also lists the comparative required FM transmitter size required to handle the signal's peak power.

sarily being aware of this fact. One can compensate for this duality by recognizing that there is an inner world that only partially aligns with the external world.

Do these "extraneous factors" invalidate my early model of decision-making? The answer is no if the decision-maker expands his model to include this additional texture. Working at so many levels simultaneously (rational, irrational, fantasy, linguistic and cognitive) is an art form that can only be acquired from experience. To become proficient, one must accept that life is messier than a simple model of people as being like elements in an engineering system.

Acquiring the skills of being multilingual dramatically enhances one's utility to the organization, the family and career. If you can become multilingual, you can become a good decision-maker and great manager; if you are monolingual, stay as an engineer making technical contributions to well-defined problems.

How did I acquire these skills? It was not from classroom teachers, trade journals or academic books. Rather, these insights arose from what I call "hyper-listening," which includes the humility to abandon the preconceived belief that facts dominate the decision-making process.

Dr. Barry Blesser is the director of engineering for 25-Seven Systems. ■

It is apparent that a wide variety of choice exists and broadcasters will likely have to make choice such as is it worth installing additional 2.4 kW of transmitter power in order to marginally improve our signal and free up our extended carrier space. These choices should neither be dictated by manufacturers, nor iBiquity Digital Corp., but should be a broadcaster's choice.

CONCLUSION

This paper has demonstrated the potential gains to be obtained using this novel PAPR reduction approach. It is understood that this paper only scratches the surface of an extensive topic. Simulation results must be verified in real hardware, both in the laboratory and through field trials. The purpose of this paper is to detail Nautel's novel PAPR reduction approach with the hope of setting the framework for more extensive testing and experimentation involving the

broadcast community at large.

Providing a stronger HD Radio signal and increased coverage area for a lower additional investment may prompt additional broadcasters to adopt HD Radio delivering more HD content choice to the listener.

This paper was adapted from one presented at the 2008 NAB Show.

REFERENCES

- iBiquity Digital Corp.; "2005 HD Radio Air Interface Design Description - Layer 1 FM, Rev. E" Doc. No. SY_IDD_1011s
- Maxson, David; "The IBOC Handbook" Oxford: Focal Press, 2007
- Kroeger, Brian William; 2005, "Peak to average power reduction for FM OFDM transmission" United States Patent 20050169411 ■

—Advertiser Index—

Page	Advertiser	Web Site
21	Arrakis Systems Inc.	www.arrakis-systems.com
8-9	Axia - A Telos Company	www.axiaaudio.com
14	Balsys Companies	www.balsys.com
25	Balsys Companies	www.balsys.com
7	Comrex Corporation	www.comrex.com
16-17	Global Security Systems	www.gssnet.us
26	Gorman Redlich Mfg	www.gorman-redlich.com
22	Jampro Antennas, Inc.	www.jampro.com
13	LBA Technology, Inc.	www.lbagroup.com
23	Musicam - USA	www.musicamusa.com
15	Nautel Ltd.	www.nautel.com
19	NTI Americas, Inc.	www.nti-instruments.com
30	Omnirax	www.omnirax.com
5	Radio Design Labs	www.rdlnet.com
11	Radio Systems Inc	www.radiosystems.com
27	Ram Broadcast Systems	www.ramsys.com
27	SANDIES	www.sandiesusa.com
26	Stormin Protection Products	www.opticsfield.com
4	Superior Electric	www.superiorelectric.com
10	Titus Labs	www.tituslabs.com
32	Vorsis	www.vorsis.com
1	Wheatstone Corporation	www.wheatstone.com
2	Wheatstone Corporation	www.wheatstone.com
31	Wheatstone Corporation	www.wheatstone.com

—Advertising Sales Representatives—

US East: John Casey e-mail: jcasey@nbmedia.com	Phone: 330-342-8361 Fax: 330-342-8362
US West: Carl F. "Bud" Mayer III e-mail: cmayer@nbmedia.com	Phone: 716-524-4084 Fax: 866-416-7543
Classified Ads: David Carson e-mail: dcarson@nbmedia.com	Phone: 615-776-1359 Fax: 866-572-6156
European Sales Mgr., Africa, Middle East: Raffaella Calabrese e-mail: rcalabrese@broadcast.it	Phone: +39-005-259-2010 Fax: +39-02-700-436-999
Japan: Eiji Yoshikawa e-mail: callems@world.odn.ne.jp	Phone: +81-3-3327-5759 Fax: +81-3-3322-7933
Asia/Pacific: Wengong Wang e-mail: wwg@imaschina.com	Phone: +86-755-5785161 Fax: +86-755-5785160
Latin America: John Casey e-mail: jcasey@nbmedia.com	Phone: 330-342-8361 Fax: 330-342-8362

—Next Issue of Radio World: October 22, 2008
Radio World Engineering Extra: December 10, 2008—

For address changes, send current and new address to Radio World a month in advance at 5285 Shawnee Road, Suite #100, Alexandria, VA 22312. Unsolicited manuscripts are welcomed for review; send to the attention of the appropriate editor.

Decisions

CONTINUED FROM PAGE 30

Another colleague, who possessed vast marketing experience and wisdom accumulated over 20 years, could only communicate by responding to questions. His psychology was entirely reactive, not proactive. Without adequate questions, critical information remained unavailable.

Did you ever hear someone say that he feels that a decision is wrong but could not explain his intuition in a logical fashion? Should one respect a conclusion that does not fit a rational linear model of language?

In his book "Blink," Malcolm Gladwell explains the power of intuition, which exists entirely independently of logical thinking. On one hand, intuition can reveal the essential truth buried in a deep fog; on the other, intuition can be misleading or simply wrong. It is not easy to know which is which.

And finally, many of us are actually engaging in an internal dialog with imaginary managers, parents, siblings and friends while we are participating in a professional context with colleagues. Both conversations exist at the same time and they can fuse with each other without us being aware of that duality. Such internal dialogs with imaginary people exist without our neces-



What Does It Mean to Be Multilingual?

Thoughts on the Role of Language and Psychology in Decision-Making

Having discussed the formalism of decision-making in the previous Last Word articles [June 11 and Aug 20], I would like to expand the discussion still further.

Conventional wisdom would have us believe that engineers do not make good managers and decision-makers. Is this viewpoint valid or an unfair bias?

Before attempting to answer this question, I will examine how irrationality, skewed psychology and language difficulties influence or even dominate the process of decision-making. At the end of the article, you can then answer the question for yourself.


As engineers, we are trained to believe in rationality and causality. Moreover, those of us who have a personality with a bias toward thinking of reality as being concrete and tangible are more likely to have become engineers rather than psychologists.

Engineers tend to say that something is either true or false, which is a clean polarization in a binary rational world. Engineers are not unique in their love for rational clarity. Classical econometrics also assumes that all behavior can be explained by rational and predictable self-interest. Their conclusions are often wrong because they assume that there is a rational basis for decisions.

In contrast, a lawyer believes there is no truth, only varying degrees of possible truths emanating from the available evidence; hence, we have juries to make a best guess about truth. The legal system has at least three definitions of truth and none of them relate to an engineering definition of there being a knowable reality.

Similarly, psychologists accept that there can be multiple simultaneous truths that can be inconsistent with each other.

Cognitive psychologists have recently demonstrated that different brain substrates each have their own reality. These substrates talk to each other through neural networks that are limited. Neurological activities controlling our behavior are usually not present in consciousness (analogous to the dashboard of an automobile, which only reveals a few details about the



state of the engine).

Previously I described decision-making as an algorithm with sequential steps. This approach has the invalid hidden assumption that people are similar to engineering systems: rational and predictable.

What happens to our nice clean model of decision-making when we introduce emotion, narcissism, greed and psychological distortions?

In the engineering world these factors would be the equivalent of impulse noise, temporal instability, scrambled interrupt stacks that do not recover and a collection of unpredictable inputs from unknown sources. This alternative view of human behavior is not a critique, but rather a commentary on how our brain has evolved over millions of years. A good decision-maker incorporates this messy reality rather than starting with silly assumptions.

I remember a story that I heard at MIT about a biologist who explained the basis of milk production using a model of a spherical cow with one input and one output. While the model produced a clear conclusion, it had no utility because the model's assumptions were inconsistent with real cows.

LANGUAGE AND COMMUNICATION

Another major problem with data collection is that we use language to get information from colleagues.

Language may be the best form of com-

municating for humans but it is still highly flawed. For example, when writing my book on aural architecture I remember being surprised by the ill-defined meaning of the simple word "acoustics," from the Greek word *akoustikos*, meaning that which pertains to hearing. That same word now also means any form of vibration in solids, liquids and gases without necessarily being audible.

On the other hand, in the context of the phrase *an acoustic guitar*, the adjective "acoustic" means without electronics. Acoustics can refer to the way in which a concert hall changes the experience of music. In fact, there is no clear definition of the word. Sometimes acoustics is used to mean any sonic process.

As a general rule, language skews communications. And to compensate for this fact, I try to build a unique dictionary for each person with whom I am communicating.

At the extreme, think of a group of people where one individual speaks French and others speak German, Russian, Greek, Swahili, Dutch, Portuguese and so on, without anyone serving the function of a multilingual translator.

Linguists know that language is overflowing with ambiguities and ill-defined concepts. Try the experiment of having your colleagues write down a definition of "trust," "ethics," or "responsible." The definitions will span a wide range.

Even such words as "sophisticated" and "manipulation" have complex and contradictory meanings. Sophisticated means both worldly wise and educated, but also means surface knowledge without depth, as in sophomore. Manipulation means to influence a situation in order to change the outcome, but may also carry the *optional* meaning of using power for personal rewards, perhaps to the detriment of the target person.

If you have a recreational interest in language, I strongly recommend the book "The Unfolding of Language: An Evolutionary Tour of Mankind's Greatest Invention" by Guy Deutscher.

Among other insights, he

describes that a word begins as a reference to a single concrete object, and then over a period of time, the word becomes generalized and more abstract. An abstraction becomes notoriously ambiguous and dependent on context.

I am sure that all of us have had the experience of saying something very clearly and only later discovering that there were ambiguities that resulted in a completely different message being received.

One of my clients recently got into trouble on the design of a new power supply. Marketing, sales, engineering and customer support all agreed that the new supply should be equivalent to the old one. But nobody realized that the word "equivalent" meant something different to each discipline.

Rather than recognizing the flaws in language, for which we are all responsible, there were arguments about which group was incompetent. When everyone realized that linguistic ambiguity was the basis for the disagreement, the discussion shifted from personal hostility to clarifying examples.

Everyone owned the problem of language, which is like the third law of thermodynamics. You cannot win, you cannot break even and you cannot get out of the game.

In some sense, each of us has a private and unique language based on our particular personality and psychology. The vast richness of human diversity is nature's way of creating a robust gene pool to ensure survival of the species. Evolution values differences among people.

The idea that each of us has a unique language leads us to the uniqueness of each individual's personality and psychology.

For example, one of my colleagues is extremely creative because he can consistently think "outside of the box," but this ability arises from an associative mind that jumps randomly from image to image without any sequential logic.

His unique skill comes with a corresponding inability to put ideas into language, which is intrinsically linear. The rest of us are faced with the choice of either ignoring his engineering brilliance or compensating for his lack of language skills.

SEE DECISIONS, PAGE 29

OMNIRAX BROADCAST FURNITURE

What if you could get more than you expect and still get the lowest possible price?

What if you could easily enhance your radio station's stature and image?

What if you could finally make your "furniture headache" go away?

By choosing Omnix as your preferred furniture provider, you can!

Call for free CD Presentation!

The Engineer's Choice!

P. O. Box 1792 Sausalito, CA 94966 800.332.3393 415.332.3392 FAX 415.332.2607
www.omnix.com info@omnix.com

LIKE THE GOOD OLD DAYS... ONLY DIGITAL!

AUDIOARTS ENGINEERING W-12 — Like no other digital console, the new W-12 won't require you to use a computer or force you to deal with any cryptic digital baggage. It's SIMPLE: you just wire to your analog or digital inputs (and since it's modular, you choose the combination), set some dip-switches on the back panel (no disassembly required) and you're ready to go. Just like the good old analog days—only now with performance of over 135 dBFS and virtually unmeasurable crosstalk and distortion. *Get Wheatstone's leading edge technology!*

for more info go to www.wheatstone.com/W12.htm



AIR WARRIOR



A modern air warrior needs all of the power and control he can muster to bring to the battle. **When it's you against the other guy, the VORSIS AP-2000 has it ALL.**

NOT AN ACE YET? The AP-2000 comes preloaded with over 70 presets tuned to do battle. Try a test flight with the latest VORSIS 31-band digital processor—and join the broadcast elite!

Wes Davis
Jim Hibbard
Owen Martin
Chip Morgan
Matt Lightner
Jim Loupas
Bruce Roberts
Floyd Turner



VORSIS®

AP-2000
DIGITAL SPECTRAL PROCESSOR

www.vorsis.com

copyright © 2008 by Wheatstone Corporation

World Radio History

8BXNNTQT *****AUTO**SCH 3-DIGIT 856
 80009383 18 RDMA R0805
 TOM MILLER 192
 ASST CHIEF ENGINEER
 KTZR
 2033 S AUGUSTA PL
 TUCSON AZ 85710 7905

Digital Distribution II

How many HD Radio stations occupy each AM frequency?

Page 19

Bring in Da Noise

Engineers dig into the HD Radio power increase debate.

Page 18



Photo by Leslie Stimson

Radio World

\$2.50

The Newspaper for Radio Managers and Engineers

October 22, 2008

INSIDE

NEWS & ENGINEERING

▼ A low-cost interface to send and receive audio from a cell phone, in *Workbench*.



Page 14

▼ Nanotech: Ready to rock the radio industry?

Page 28

▼ Dan Slentz on why he likes the rangoLink-10 wireless Ethernet system and how it helped his radio stations.

Page 26

▼ How do you archive 575,000 hours of content, of which 80 percent consists of radio sound files?

Page 30

This Negativity Threatens Our Biz, Rehr Says

In Austin, Tone Is Upbeat Against Backdrop of Worsening Economic News

by Leslie Stimson

AUSTIN, Texas It was one of the stranger NAB Radio Shows. Hurricane Ike forced the evacuation of thousands of people along the Gulf Coast in September. More than 1,000 displaced Houston-Galveston area residents were sheltered in part of the Austin Convention Center while the broadcast show was held a few hundred yards away.

Exhibit hall hours were limited to 12 hours total. Talks about the worsening economy, whether the bleak outlook will extend into the first part of 2009 and radio's struggle to grow were overarching themes to hallway discussions.

Final attendance was announced at 2,743, down from last year's approximately 3,100. An NAB spokesman said "drive-in" traffic that normally materializes "was pretty much non-existent this year because of Hurricane Ike, and because some 60 radio stations in Texas were off

See RADIO, page 6 ▶

What's New Is Old in Transmitter Maintenance

With Fewer Engineers, More Sites and the Growth of IT, Maintenance Basics Are Vital

by Paul Shulins

The author is chief engineer for Greater Media's Boston cluster, consisting of FM stations WROR, WKLK, WTKK, WMJX and WBOS.

BOSTON Now more than ever, broad-

casters need to make sure their transmitter facilities are in good shape.

While it is true that over the years there has been a dramatic improvement in the efficiency, ease of service and reliability of RF transmission equipment, the pool of experienced RF engineers has

See TRANSMITTER, page 10 ▶

HOP INTO THE STREAM

Radio software and products evolve to serve Internet streaming and other new channels. Buyer's Guide, Page 32

OPINION



▼ David Rehr and NAB push for FM radio receivers in cell phone handsets, a platform that could reach an additional 260 million consumers.

Page 44



Are you in Leslie's loop? Sign up for The Leslie Report at radioworld.com

Continental Electronics HD Radio
Licensed Manufacturer



802E^x Digital Exciter

- Internal Embedded Exporter option (fully integrated HD solution in a single box)
- Unique fully-adaptive, real-time, pre-correction
- Software selectable HD power levels of -20dB, -10dB, (or any power level in between)
- Hi-Res color LCD screen for maximum clarity and accuracy
- Built-in stereo generator
- Built-in audio delay (up to 16.4 seconds)
- Multiple AES3 inputs and output
- Standard composite input; and two baseband SCA inputs

www.contelec.com

sales@contelec.com

(214) 381-7161



800E^{xp} Embedded Exporter

- Based on Embedded DSP technology (more accurate and reliable HD Radio®)
- No hard drive or unreliable OS (incredibly fast and stable)
- Compatible with IP based STL systems (unidirectional or bidirectional)
- Uncompromised reliability when used with Continental 802E^x
- **Special Discounted Pricing for NAB Members**



More cool stuff...

from the creative minds at Continental Electronics

NEWSWATCH

FCC OKs AM DA MoM Modeling

WASHINGTON Many of the approximately 1,900 AM owners whose stations have directional arrays were anxious to take advantage of a change in Federal Communications Commission rules.

The FCC passed the change to its Part 73 rules to allow computer modeling and calibrated antenna monitoring systems to ensure proof-of-performance on certain AM directional arrays. The current

method involving magnetic field strength measurements is more time-consuming and costly, those who favor the change say. The MoM proof will still require field strength measurements at reference locations.

CBS Radio's Ray Benedict, spokesman for the AM Directional Antenna Performance Verification Coalition, a group of broadcasters, consulting engineers and equipment manufacturers who favor the change, said, "It's really good news for AM broadcasters. It's the biggest change in AM rules in 50 years."

The change was nearly 20 years in the making. According to the FCC, the first petition for rulemaking for modeling was

filed in 1991.

Not everyone favored the change. Greater Media called MoM substitution for field strength measurements to assess a nearby tower's effect on AM pattern as a "gift for telecommunications providers at the expense of AM licensees and their listeners." The company advocates maintaining the current distances from AM stations specified in rules governing wireless licensees, and relying on field strength measurements to determine the effect of a tower on AM pattern.

AM stations using directional arrays consisting of top-loaded or sectionalized elements or folded unipoles would not be eligible to use moment method calcu-

lations in place of field strength measurements.

The agency is also faking comments on issues that could limit the scope of the new rules, and specifically on new rules regarding tower construction near AM stations that would not depend upon the service for which a tower is used. Comments and replies to MM Docket 93-177 were due 30 and 60 days respectively after Federal Register publication.

AM Translator Action Delayed

WASHINGTON The commission pulled several items from the agenda prior to its open meeting in late September, including one that would allow AMs to operate on FM translators to fill in coverage gaps.

Chairman Kevin Martin said at the NAB Radio Show the agency has granted special temporary authority to approximately 150 AM stations allowing operation on FM translators; he indicated that some commissioners have asked how codifying this policy would affect LPFMs.

Low-power stations see AM translators as taking spectrum they might otherwise be able to use.

Arbitron PPM Under Siege

The states of New York and New Jersey announced litigation against Arbitron in its rollout of Portable People Meter listening estimates.

The company meanwhile asked federal district court officials to prevent any attempt by the attorneys general to restrain its publication of PPM data. It argues that any restraint would have

See NEWSWATCH, page 5



MEET THE SQUARE

The Wheatstone E² (E SQUARE) gives you the convenience of Ethernet audio without all the IP hassle. It just knows. The built-in Setup Wizard lets you configure an entire system with just your browser and a laptop. Unplug it when you're done and there's no PC between you and system reliability.

SQUAREs are totally scalable: use one as a standalone 8x8 studio or transmitter site router, with browser access from anywhere. Plug two together and have a standalone digital snake. Add a fanfree mix engine and build yourself a studio using analog and digital I/O SQUAREs.

All the power is in the SQUARE. Distributed intelligence replicates all configuration data to every unit. Profanity delay and silence detection are done in the SQUARE. Even virtual mixing (w/automation protocol) — it's in there; all with real front panel meters, 32 character status indicators and SNMP capability.




88E DIGITAL ENGINE: Just plug an E-SERIES control surface or GLASS E computer interface into this engine and get all the mixes, mic and signal processing you need. Fanfree, so it can stay in the studio where it belongs.

Because the E² system doesn't rely on a third party GUI, tech support is straightforward (and 24/7). Likewise, system operation doesn't require external PCs for continued full functionality. Best of all, 1 Gigabit protocol eliminates the latency and channel capacity restrictions associated with older technology.

E-SQUARE is Ethernet audio done RIGHT!

Studio 1



E-SERIES control surface



88D I/O: 8 digital inputs and outputs. You can headphone monitor and meter any of the SQUARE's inputs or outputs in real time. The 32 character display gives you all the information you need about your audio and system configuration. And because you can operate in either 8-channel stereo or 16-channel mono mode, 16 channels of metering are provided.



88A I/O: 8 analog inputs and outputs. You can bring a new SQUARE up in seconds and of course use the front panel encoder for your X-Y control. Front panel status LEDs give you continuous link, status, and bit rate information as well as confirmation of any GPIO activation.

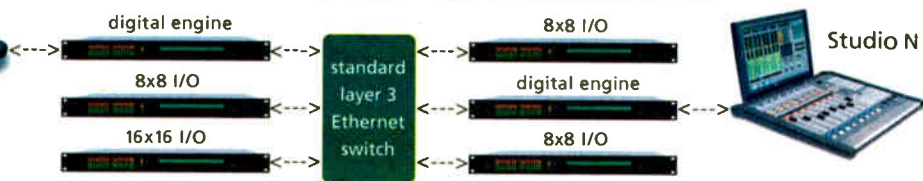


88AD I/O: 4 analog plus 4 digital inputs and outputs—perfect for small studios or standalone routing.



88 I/O CONNECTIONS: E² has both DB-25s for punchblock interface and RJ-45s for point-to-point interface. All SQUAREs have 12 individually configurable opto-isolated logic ports that can be either inputs or outputs.

STUDIOS DONE EASY!



www.wheatstone.com



Index

NEWS

Negativity Threatens Our Biz, Rehr Says	1
What's New Is Old in Transmitter Maintenance	1
Newswatch	2
Do PPM Panelists Carry Their Meters?	3
From the Editor	4

FEATURES

Workbench: Build a Cell Phone Interface	14
The Wireless Broadband Solution	26
Nanotech Ready to Rock the Radio Industry	28
Where Will Radio Bounce Next?	29
A Heritage Project for DR Archives	30

HD RADIO NEWS

IBOC Power Boost Dominates Tech Talk	18
HD Radio Scoreboard	19

BUYER'S GUIDE

Orban Optimod Over the Air, Down Under	32
CloseNow Solves Closing Confusion	34

OPINION

Stop Listening to the Negativity	44
Reader's Forum	45
The Wag in Radio's Long Tail	46

Do PPM Panelists Carry Their Meters?

Coleman's Advice: Focus on Core, Rather Than Incidental or Invisible PPM Listening

by Carl Lindemann

With the planned extension of the Arbitron Portable People Meter rollout in eight additional top markets this month, interest in the new research methodology at the recent NAB Radio Show was high.

North Carolina-based Coleman Insights released results from "Real PPM Panelists Tell All," its fourth PPM study.

The upshot for radio managers? Don't be distracted by the higher cume produced by the PPM's ability to log all exposure to radio.

Cume is the total number of different listeners to a radio station — think "cumulative."


PPM is measuring all radio exposure, not just what the listener can recall, as with diary methods. Much of the apparent cume increase is from so-called "invisible" and "incidental" exposure. Panelists said radio managers should not be distracted by this phenomenon but should keep tightly focused on core, "intentional" listeners, people who connect with radio's brands.

Coleman Insights Chairman/CEO Jon Coleman discussed his firm's work into PPM, which began some three years ago. The research switches from previous

The first clips portrayed the positive aspects. These represented the majority — panelists who embraced a daily habit of complying with the requirements, enjoyed friendly interactions with

personally generated to give a better sense of what these categories mean. How does PPM data compare with the panelists' experience?

Interviews with panelists showed that "invisible" exposure to a station means just that; they have no conscious recollection whatsoever, and were often surprised that they had been exposed to it at all.



Coleman Insights VP John Boyne and President/COO Warren Kurtzman: "We looked at behaviors of PPM panelists, not just in terms of radio stations they listen to but also how they interact with the meter itself."

broadcast gear from people you trust



Lowest Prices and Largest Inventory on EVERYTHING For Broadcast

BSWUSA.COM 800-426-8434

quantitative reports to a qualitative study that peers into how PPM data is gathered.

"We looked at behaviors of PPM panelists, not just in terms of radio stations they listen to but also how they interact with the meter itself — what they think

Arbitron employees and who had no negative reaction to the meter itself.

Balancing this, others talked of the downsides of their experience: forgetting the meter, having family members carry it when forgotten, and increasing non-

There's very little you can do to influence invisible and incidental listening, you have to focus on driving intentional listening.

— Warren Kurtzman, Coleman Insights

of it, how they use it. How do all of those variables related to the PPM meter impact the ratings that our radio stations achieve?" Coleman asked.

Coleman Insights VP John Boyne and President/COO Warren Kurtzman fleshed this out with video of some 30 PPM panelists in New York, Philadelphia and Houston who were interviewed immediately after their participation in the PPM panel concluded. In general, people leave the panel after 9 to 12 months, or when they stop carrying the meter.

compliance over time. Some did not like the meter itself, self-conscious about what they saw as an outdated "beeper" appearance, or felt uncomfortable wearing it due to the design and shape.

As noted, PPM shows a far greater cume than diary research methods. What's the impact of all this added radio exposure? The study revealed three categories of radio exposure: "invisible," as well as "incidental" and "intentional."

The next phase of the study confronted panelists with the information they had

"Incidental" contact, like driving while a child tunes stations, did register but they could not give any significant details about the station. "Intentional" was not just exposure to stations but actually listening and connecting to the content.

The takeaway? PPM's big cume means little; most of this added audience isn't really tuned in.

What does this mean for programmers? "There's very little you can do to influence invisible and incidental listening, you have to focus on driving intentional listening," said Kurtzman. "Chasing after incidental listening can actually do you more harm than good."

He suggests sticking to fundamentals: Tailor the station brand to facilitate "intentional" listening on many levels including music and personalities. External marketing, such as billboards, remain a key part of the mix in a PPM world.

PPM concerns

The Q&A following the presentation touched on concerns as to whether PPM accurately captures Hispanic and African-American audiences. Following on the heels of the investigation into these issues by the New York and New Jersey state attorneys general, did the

See PPM, page 5 ▶

29,581 products in stock at press time!

BSW Exclusive Limit Time Offer!

FREE Distribution Amp (a \$540 value) with the Audioarts Air 1 or Air 2+



AUDIOARTS' ENGINEERING

Audioarts breaks the price barrier with these small-station consoles. The 12-channel Air 2+ provides superb performance with basic functions such as machine control, mix minus, and cue and talkback all included. The 8-channel Air 1 with 2 built-in mic channels and 6 stereo line inputs is exactly what you need for on-air radio, newsrooms, and even production and webcasting. BSW's FREE SDA8400 DA offer expires 11/15. So get your order in now!

AIR1 8-Channel Console List \$1,795.00
AIR2PLUS 12-Channel Console List \$2,995.00

Call BSW For Lowest Price: 800-426-8434

FREE Padded Case (a \$39⁹⁹ value) with Marantz PMD620 SDHC Flash Recorder



PMD620 List \$499.00

Lowest Price only \$399!

LIVE 365 .COM

Take your station online with Live365's complete Internet radio streaming solution

- Reach millions of Internet listeners
- Music licensing included

Learn more! Go to: <http://www.live365.com/pro>
Or call 800 294-4777 x 120

broadcast gear from people you trust



Broadcast Supply Worldwide

Same Day Shipping
BSW stocks a huge warehouse in Ohio for faster delivery to you. Stock items ship the same day. Just order by 5:00 PM Eastern Time.

Experienced Sales Staff
BSW's sales professionals have decades of real-world broadcast and recording experience to offer expert help with your purchase.

Why Ibiqity Is Now iBiqity Again

Sharp-eyed readers may have noticed we've recently changed the way we write the word iBiqity.

A capitalization question arose when the company announced its name eight years ago. When the name was rolled out I gave this a good deal of thought, researched how other publications were handling it at the time and decided to adhere to RW's style rules, which oblige us to convert oddly capitalized names so that our pages dOn'T eNd up LooKing like ThIS.

Thus, instead of writing iBiqity as the company prefers, for years we have written Ibiqity. (For similar reasons, we convert all-capped company names to the standard format unless the letters constitute an actual acronym.)

However this is a case where RW's insistence on a style rule is no longer appropriate. We don't write iPod and Tivo, we write iPod and TiVo, to cite common examples. Further, researching the matter, I find that RW's practice on iBiqity does not reflect now-established industry use.

So I've changed the policy to follow the style seen in publications including the New York Times. We'll write iBiqity and, when starting a sentence, IBiqity.

★ ★ ★

The company also takes pains in spelling out how to use the trademarked phrase HD Radio. We respect that here as much as possible; for instance we don't write HD radio or HD-Radio.

I think iBiqity has an uphill fight in trying to enforce some of its rules, such as keeping people from using the term as a noun, as in "I bought an HD Radio." IBiqity prefers that you say "I bought an HD Radio receiver." Good luck with that one.

Also, it seems disingenuous to say that the letters HD were not intended to stand for "high definition." But iBiqity insists "HD Radio" is a brand name for its digital AM and FM radio technology and that "HD" does not stand for either high definition or hybrid digital.

If you are curious, here are a few more examples of the company's preferred style use.

Don't use the trademarked phrase as an adjective; thus you may say "Our station broadcasts using HD Radio technology" but iBiqity prefers you not say "Our station broadcasts HD Radio."

The company also says in its style guidelines that you should not make the trademark possessive, so don't write "I don't like HD Radio's sound," instead write "I don't like the sound of HD Radio technology."

Also, don't use hyphens, slashes, prefixes or suffixes. So it is HD Radio, not HD-Radio, H/D Radio, HDRadio or other variants.

My policy is to follow how companies and people wish to have their names written, when possible within certain style constraints that we've created to present a consistent, easy-to-read text.

Such matters probably seem minor for most folks; but for editors on the one hand and companies on the other, these decisions are relevant. Hey, if someone is going to write my name, I'd like to know they respect how I prefer to write it, or at least have a good and consistent reason to change it.

My policy is to follow how companies and people wish to have their names written, when possible within certain style constraints that we've created to present a consistent, easy-to-read text.

★ ★ ★

I bid adieu to Radio World Associate Editor Kelly Brooks, a friend and colleague who has been a key member of our editorial team for several years. She moves on to become associate managing editor for the American Society of Clinical Oncology. If you have contributed to our *Reader's Forum*, *Buyer's Guide* or *Studio Sessions* sections, or if you've walked the convention floor at NAB, you may have

met or worked with Kelly.

In losing her, I'm fortunate to have the experienced Brett Moss assume the newly created position of gear and technology editor.

He will be responsible for managing *Buyer's Guide* content in both the U.S. and international editions of Radio World and the content of RW's *Studio Sessions* section, thus putting on the hat of our primary gear guy.

Brett is a former editor at the daily newsletter Talk Daily and was a public affairs radio producer/engineer for Radio America. For most of the past 11 years, he

From the Editor



Paul J. McLane

section of our publications as well as to *radioworld.com* and e-mail newsletters.

Editorial Director T. Carter Ross and I are fortunate to have three talented people on our teams to take on these important roles. Congratulations to Brett, Karen and Alicia.

★ ★ ★

Catching up on more people news of the last few months, a hearty kudos to our contributor Cris Alexander, who was named Broadcast Engineer of the Year by the Society of Broadcast Engineers.

Cris is director of engineering for Crawford Broadcasting. He writes the column *A Day in the Life* in Radio World Engineering Extra as well as frequent articles in RW. He's a member of the national board of SBE and its certification committee and he is certification chair of Chapter 48 in Denver.

When I heard that colleagues were working on a nomination, I wrote to SBE to add my support. I stated that in a profession blessed with many bright lights, Cris goes beyond them. He is a special man — in my eyes, one who exemplifies the best traits that the SBE seeks to honor from among the broadcast engineering profession.

He is a model manager and executive who has worked diligently on behalf of his employer for almost three decades, yet puts more effort into sharing credit and attention with his employees than in celebrating his own accomplishments.

He cares about the broadcast industry
See MCLANE, page 5 ►

AVAILABLE NOW

Plus-X AC-8 Remote Outlet Controller



Simplify remote site management with the Plus-X AC-8.
Visit www.burk.com to learn more.

- » Remotely reboot PCs, modems and other IT or broadcast equipment
- » Save wasted drive time, fuel and call-out costs
- » Control via onboard web server, Ethernet connection to ARC Plus or contact closures from any remote control
- » Ideal for remote transmitter sites and unattended studios

7 BEAVER BROOK RD, LITTLETON, MA | 800-255-8090 | WWW.BURK.COM

BURK
TECHNOLOGY

Newswatch

► Continued from page 2

adverse impact on the radio broadcast and ad industries, cause harm to Arbitron and its shareholders and violate its First Amendment rights.

New York Attorney General Andrew Cuomo said Arbitron had engaged in "false and deceptive business practices" that he says "threaten to drive minority broadcasters out of business."

On Oct. 6, two days ahead of its original schedule, the company commercialized its PPM radio ratings services in New York, Los Angeles, Chicago, San Francisco, Nassau-Suffolk, Middlesex-Somerset-Union, Riverside-San Bernardino and San Jose.

Houston and Philadelphia stations already rely on PPM data only for their audience ratings.

Critics including the Portable People Meter Coalition — a group comprising Entravision, ICBC Broadcast Holdings Border Media Partners, Univision, the National Association of Black Owned Broadcasters and the Minority Media Telecommunications Council — argue that the system undercounts minorities and has other problems.

Arbitron disputes the allegations and says that a number of stations targeting minority audiences have maintained or actually increased their market ranking since the introduction of PPM.

The coalition earlier asked the FCC to intervene to ascertain the facts and potential harm to broadcast diversity. Arbitron says the commission lacks jurisdiction.

The New York City Council earlier approved a resolution calling on the FCC to investigate. Senate Commerce Committee Chairman Daniel Inouye, D-Hawaii, and Judiciary Committee Chairman Patrick Leahy, D-Vermont, said Arbitron should ensure that the system "accurately measures listening behavior" and that "no station is unfairly harmed."

Arbitron said that throughout the deployment of the PPM, it has voluntarily briefed elected officials and promised to keep Inouye and Leahy informed.

PPM

► Continued from page 3

study's results give any insights?

One audience member asked whether a cultural concern for privacy, a fear of bringing "Big Brother" along with a device that records your activities, might distort data captured by Hispanic participants.

Kurtzman indicated that while privacy issues did come up, they were not dominant. The NAB presentation itself, he noted, omitted the many Spanish-language interviews in the study because the day's presentation was crafted for an English-speaking audience.

More harm

Going into more details after the presentation, Boyne noted that these issues go beyond the scope of the study. "This is a qualitative study, and is not designed to look into these specific issues. So whatever it might suggest here isn't definitive one way or another," said Boyne

After the close of the session, Arbitron

News Roundup

EAS PROTOCOL: A group of equipment, software and service providers to the Emergency Alert System released a draft "profile" for the use and translation of the open, non-proprietary Common Alerting Protocol for digital EAS. CAP is a format for exchanging emergency alerts and public warnings over various networks. Members of the EAS-CAP Industry Group say the profile will help improve interoperability across the entities that are involved in alerting: agencies, jurisdictions, systems and vendors. The idea is to better communicate weather, civil, AMBER and other alerts via stations. Group members supporting the profile include Digital Alert Systems, Hormann America, iBiquity Digital, Monroe Electronics, MyStateUSA, Sage Alerting Systems, SpectraRep, TFT, Trilithic and Warning Systems Inc. The group's work is at its Web site www.eas-cap.org.

DAB UNIFIED RADIOS: WorldDMB, the European Broadcasting Union and EICTA, the European digital technology industry association, have joined to develop a receiver standard for Eurkea-147 digital receivers. The standard covers the minimum feature sets and functions to be included in DAB, DAB+, DMB Audio and T-DMB receivers. With these specs, manufacturers will make interoperable digital radios for the European market.

IKE & PPM: Houston is getting shorter Arbitron Portable People Meter Reports for September and October. The audience research firm had to cancel Week 4 of the PPM ratings for that market because of the evacuations for Hurricane Ike. The affected week is Sept. 11-17. The company said it would produce an abbreviated September Monthly PPM Report for Houston, based on the first three weeks of the scheduled report period (Aug. 21 to Sept. 10). The delivery date for the Houston report has not been established; Arbitron says the abbreviated report requires special processing. Previously, the report was scheduled to deliver on Oct. 8. The October PPM report for Houston is affected as well. There won't

President, Sales and Marketing, Pierre Bouvard shared his perspective. Bouvard is now responsible for commercializing Arbitron's PPM, but also spent six years working for Coleman Insights in the early 1990s. In his view, "Real PPM Panelists Tell All" confirmed some longstanding beliefs.

Bouvard said that for years, programmers have suspected there was a lot of so-called "phantom cume," exposure to a station that goes unrecorded in diaries. "They were right. The classifications they pulled from the data are quite similar to how we see it — half the cume does 90 percent of the listening," said Bouvard.

For Bouvard, one of the great discoveries from PPM is that the new methods confirm traditional ones that will remain at work in 250 markets.

"Keeping a TV diary means that responses are sprinkled across many shows. With radio, radio listeners go to favorite stations, [they] know shows and DJs. Because of this, the diary approach lends itself well to radio, as the study now verifies," he said.

be a weekly for October Week 1 (Sept. 18-24). And the company was still evaluating the hurricane's effect on Week 2 data at press time.

ALERT FM: Global Security Systems said Oktibbeha County in Mississippi has purchased its Alert FM emergency alert and messaging system. Residents will be able to receive emergency information from local emergency managers as well as

National Weather Service severe weather warnings through portable Alert FM receivers. Initial stations participating in Alert FM in the area are WKOR, WMAB, WMBC, WMXU, WSMS and WSYE. GSS says that provides a footprint to reach more than 50,000 citizens in Oktibbeha County. The county also purchased approximately 400 Alert FM receivers for use in government offices, schools and the county hospital.

McLane

► Continued from page 4

and the future of radio engineering in particular, as seen in his work to develop engineer training programs, his articles in Radio World and other publications, his Local Oscillator newsletter and his personal approach to his career.

He is a superb representative of the radio engineering profession to the industry's owners, executives, programmers, sales people, air talent and regulators. It's no accident that Cris is one of the few engineers to have been featured not only in technical publications but on the cover of a radio *business* magazine.

Cris is a lifelong learner, a devoted father and a moral man who knows that he works in a competitive business yet nevertheless finds a way always to do the right thing, not just the profitable thing. He really is a credit to broadcast engineering.

Maybe our colleague Tom McGinley puts it best about Cris after the award was announced: "This young man," Tom told me, "is a class act."

★ ★ ★

We talk here often about perceptions of engineers. Here's a reminder that we still have work to do.

During a conference of public radio managers awhile back, one person — a man who got into the business because he loved the creative side and has become a general manager — was overheard to say: "I spend my time with engineers now, and they can spend money faster than I can make it. That's a problem. They buy things that are new, expensive and they break."

Is that how your management views you? Fair or otherwise, that's how at least some managers see engineers. What have you done lately to help your own superiors consider you as part of the solution, not part of the problem? ●

SMALL(ER) WONDER

The new AudioScience ASI8921 tuner adapter packs 8 radio tuners into a single 6.6" PCI card. That's half the space (and half the power) of older analog tuner cards. Keep tabs on up to 8 AM or FM channels simultaneously, including RDS/RDBS info, all from a single antenna input. Monitor or record in PCM and MPEG-1 layer2 and MPEG-1 Layer 3 (MP3). Eight not enough? Install up to 8 cards in one system. Windows XP/Vista and Linux drivers available. To find out more about our small wonder, call +1-302-324-5333 or go to www.audioscience.com.

(BUILT FOR BROADCAST) www.audioscience.com **AUDIOSCIENCE**
Sound Engineering Sonic Excellence

Radio

► Continued from page 1
the air during our show trying to get their facilities back on the air.”

Here's a summary of some of the happenings at the show. Digital radio news is in a separate article, see page 18.

REHR: 'NEGATIVITY' THREATENS BIZ

Negativity about radio, particularly from those in the industry, is “pervading the radio business and threatens to paralyze us,” NAB President and CEO David Rehr told several hundred NAB Radio Show attendees as he delivered his annual state of the industry address.

He opened the three-day show by acknowledging, “It’s not surprising that some of you may be feeling this pessimism. It’s a dark cloud hanging over our heads. And we feel bombarded by negative — and often false — messages that reinforce these feelings.”

We hear that radio is obsolete and not adapting fast enough to the digital age, he added; but what we don’t hear are the success stories. “Radio connects, informs and inspires an estimated 235 million listeners each week,” said the NAB chief executive.

“Right now, radio needs people who believe,” Rehr said. “We need people who are bold and who will take charge of leading us into the future.”

Rehr listed radio’s technological highlights. In addition to HD Radio and new delivery services, he said broadcasters are

“undertaking an effort to increase the number of FM radio receivers in cell-phone handsets.” He did not mention AM radio.

NAB is working with the HD Digital Radio Alliance to further the rollout of HD Radio, targeting automakers and dealers with the message that your car is not “fully equipped” unless it includes HD Radio, he said. They’ve taken the message to auto shows in Detroit, New York and Los Angeles and used billboards to get the attention of automakers commuting in Detroit “and they’re listening.”

A new generation is coming to radio through the iPhone; in fact, “AOL Radio powered by CBS is one of the most downloaded applications for the iPhone,” Rehr said, also mentioning that owners of the new Microsoft Zune player will have the ability to tag and purchase songs directly from the radio.



NAB EVP Communications Dennis Wharton and VJ Barre, sales manager for the Austin Convention Center, handed out hundreds of toys and games to children who were evacuated to the center due to Hurricane Ike.

Rehr called the Federal Communications Commission inquiry about whether broadcasters ought to be regulated by certain localism rules “misguided” and praised broadcasters in general, and Texas broadcasters in particular, for their commitment to covering Hurricane Ike.

The FCC’s proposal to bring back 24/7 staffing regulations and mandating having a main studio in the city of license “ignore the realities of the broadcasting business and technology,” said Rehr.

The text of his speech can be found on pages 45–47.

GROUP HEADS FUME ABOUT FUTURE SAT TUNERS

Group heads speaking at a Dickstein Shapiro financing panel criticized the FCC for not mandating HD Radios in new satellite tuners as part of the conditions Sirius and XM had to accept for the agency to approve the merger.

Clear Channel CEO Mark Mays said, “I don’t know how they allowed XM and Sirius to merge into a monopoly.” The commission didn’t have “the backbone” to do the right thing, he said.

CBS Radio CEO Dan Mason said, “Unless we’re in the box at the factory level, AM could become extinct.”


LARGE ADVERTISERS = SKEWED PERCEPTIONS

Several group heads argued that there’s nothing wrong with radio but that it has a perception problem among large advertisers. Entercom CEO David Field said the key is to reach decision makers before media planners cut radio advertising out of a planned buy.

All of the group heads on hand said their companies are embracing new technology to put content on new platforms, but a lot of the discussion was about developing content to draw people to those new offerings.

Emmis CEO Jeff Smulyan noted that
See RADIO, page 8 ►

Antiquated IP Audio



Unfriendly & Expensive at \$18,468*

The Choice is Simple.

Next Generation IP Audio



Plug & Play & Auto-Configuring at \$6,000

* System Specs: 9 Analog Stereo I/O, 9 AES I/O, 2 Mic Level Inputs, 10 GPI/O, One Console Interface

A new benchmark for IP audio has arrived... the Logitek JetStream.

Everything about IP implementation has been getting less expensive and more user friendly. It’s time for the Radio market to catch up with this trend. The Logitek JetStream represents the next generation of IP routing and networking and, unlike the older stuff on the market, the JetStream is easy to set up and use. Name a source and every JetStream on the network knows the configuration. (Stow your computer after setup — JetStream doesn’t need it.) Save space in your already crowded racks — our two rack units accomplish the same functions as the competition’s eight units. Even better, JetStream is easy on your budget — a single 10 fader networked studio costs less than \$10,000 and a standalone studio is less than \$8,000. You can mix analog and digital sources in a 32 x 32 router for under \$6,000, and network units for larger routing needs. The JetStream has vLan capability for back-up STL, remote studio applications and long distance snakes.

JETSTREAM (MINI)

It’s time for the next generation.

The JetStream has the features you want in an IP system:

Internal codec

Fanless convection cooling

Up to 32 audio inputs and outputs — stereo, mono or 5.1, analog or digital, in a 2 RU package

Integral GPI/Os

Dual Gb network ports for easy, lowest latency redundant networking

Audio confidence indicators

24 faders of mixing, assignable to up to 4 control surfaces

Profanity delay, silence alarms, input metering and mic processing

Automation protocols (no, you don’t need sound cards)

Auto configuring mix: VLAN tagging, DHCP, DNS, MADCAP, AutoIP, MDNS, DIFFSERV, SIP, SDP
StudioHub+® compatible for easy installation


....and more!

Logitek

Call 800-231-5870 today for more information or to schedule a demo.

www.logitekaudio.com

©2008 Logitek Electronic Systems, Inc.



No Matter What Your Politics... ACCESS is YOUR Winning Strategy!



Conventions' Journalists are Real-World Super Heroes

Once every four years, the two major US political parties roll out the red carpet and prepare to officially nominate their party's candidates for the Presidency of the United States. Journalists from all over the world are in attendance, grabbing interviews as well as offering coverage and commentary. It's exceptionally fast paced, dense with opportunities to grab passing dignitaries or pundits and put them on the air. The best possible way to be ready is to have ACCESS and a huge number of them did.

ACCESS delivers mono or stereo over DSL, Cable, Wi-Fi, 3G cellular, satellite, POTS (yep, ACCESS is a full featured POTS codec and works seamlessly with Matrix, Vector and Bluebox)—plus some services you may not have even heard of. Given the challenges of the public Internet, it's no small boast to say that ACCESS will perform in real time over most available IP connections.

Contact Comrex today and find out how ACCESS can help you become a Real-World Super Hero — wherever you are!

« ACCESS »
Put Comrex On The Line.
COMREX



Radio

► Continued from page 6

he and some other major group heads are meeting with top executives of major wireless telecom companies to persuade them to put radio receiver chips into cell phones, a recent stated goal of NAB leaders. His goal is to have a radio chip in every new cell phone in a few years; he said, "We're on our way."

MARTIN URGES INDUSTRY PLAN TO SOOTHE LOCALISM CONCERNS

Speaking of the future of AM, FCC Chairman Kevin Martin told NAB Radio Board Chair Russ Withers and attendees during the annual "Chairman's Breakfast" that radio's migration to digital will "level the playing field" for AM stations that are suffering from poor audio quality.

Martin acknowledged the importance of the agency facilitating the industry's digital conversion but also said that he thinks tuners should be able to receive an array of signals including analog AM/FM, HD Radio and satellite radio signals.

He noted that the commission released a public inquiry seeking public comments on whether HD Radio should be mandated in satellite tuners, or vice versa. Martin couldn't say how his fellow commissioners come down on the issue.

The Republican appointee is expected to tender his resignation in January as a

new administration comes in; so Martin likely will be gone long before any decision is made on the issue.

Switching to localism and the possibility of mandated 24/7 staffing, Martin said Congress is concerned that broadcasters aren't taking their public service commitment seriously and said there's a lot of "angst on Capitol Hill over it."

The chairman encouraged broadcasters to come up with a plan offering solutions to address lawmakers' concern about the overnight staffing of stations and about voice tracking. He noted that while lawmakers on the Hill understand the role individual stations play in performing public service to their communities, "there is concern about broadcasters as a whole." Martin urged resolution by year-end.

ADELSTEIN: RADIO'S FUTURE IS LOCAL; OPPORTUNITY MISSED FOR HD-R

FCC Commissioner Jonathan Adelstein, meanwhile, isn't so sure localism will be wrapped up by the end of the year. In a separate event, though, he said, "The NAB has raised a ruckus," telling attendees, "You have a very effective advocacy campaign."

The goal of the initiative, he said, isn't to tie broadcasters' hands but to address ongoing concerns, saying "We don't want another Minot," a reference to a 2003 train derailment when tank cars carrying anhydrous ammonia burst in that North Dakota town.

Clear Channel owned most of the



FCC Commissioner Jonathan Adelstein, foreground, with NAB Radio Board First Vice-Chair Steve Newberry of Commonwealth Broadcasting.

radio stations in that market then. City officials said they couldn't contact station personnel quickly in order to warn residents of the resulting poisonous gas cloud; Clear Channel said officials didn't have their EAS equipment installed and didn't know how to use it to send an alert, though an alert eventually aired.

Those who argue in favor of returning the 24/7 staffing and main studio rules fear consolidation has left many stations empty at night and another incident similar to the Minot situation could occur. Broadcasters say the expenses of bringing the rules back could make many stations fail.

To wrap up that issue, Adelstein said that broadcasters have a "good future" if they "stick to local communities" and provide local content to their audiences.

The Democratic commissioner had strong words about another issue: whether HD Radio reception capability should be mandated in satellite receivers. Before the agency approved the merger, Adelstein tried to win this concession. Failing that, he said, he changed his vote to oppose the merger.

"That didn't go very well," he said of the commission's 3-2 vote in favor of the merger, with Adelstein and fellow Democrat Michael Copps in the minority.

He wanted a prohibition on the merged sat rad company subsidizing automakers for including receivers in cars that "discriminate against HD Radio." The satcasters did agree not to develop a combined radio that couldn't include the IBOC technology, but that's not the same as mandated inclusion.



Radio Advertising Bureau President/CEO Jeff Haley

I will be surprised if we can come up with a good legal basis to require HD on receivers.

— Jonathan Adelstein

Adelstein questions whether the FCC has the authority to force manufacturers to include IBOC chips in sat tuners now that negotiations with the satcasters are over.

"With Sirius/XM we had the authority because it was voluntary." He noted that the FCC is investigating the issues through a Notice of Inquiry on the topic; however he added, "I will be surprised if we can come up with a good legal basis to require HD on receivers."

The key to advancing HD Radio is to get the technology into cars, he said.

Adelstein also said he wants to see radio receivers in cell phones. "We need to work on making that a reality."

Shortly after the show, Rep. Edward Markey, D-Mass., introduced the "Radio All Digital Channel Receiver Act," a bill to mandate that all satellite radios be able to receive HD Radio signals.

HALEY TALKS UP ONLINE REVENUE POTENTIAL

Radio Advertising Bureau President/CEO Jeff Haley said radio's challenge is offering shifting choices to advertisers as more of radio's programming is offered online. New technology doesn't necessarily mean fewer people will listen to radio, he said, noting that radio is the number six choice among iPhone applications.

The FM adapter is also popular on iPods, he said. Continuing this theme, "We want FM receptivity on every cell phone" and all digital devices within five years, Haley said during the Radio Luncheon.

Pointing to RDS, he said that's a system in which the point of contact to the user can be for sale, serving as a revenue generator for radio's partners.

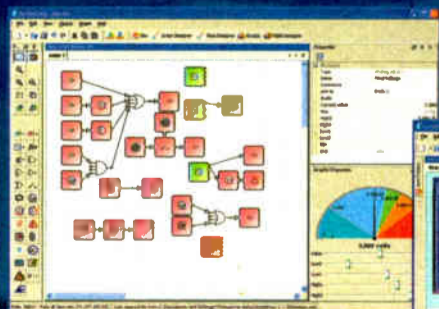
See RADIO, page 10 ►

MORE CONTROL LESS PROGRAMMING

NEW SCRIPTEASY™ V2 - SIMPLY DRAG AND DROP I/O DATA AND LOGIC FUNCTIONS TO GENERATE MONITORING AND CONTROL SCRIPTS

RELIO™

- Integrated IP connectivity
- New WYSIWYG MASTerview™ software
- Voice DTMF interface software
- 9 serial ports (USB, RS232) for API, tunneling
- CF operating system
- Local KVM support
- 64 digital inputs
- 64 control outputs
- 24 analog inputs



Audemat®
BroadcastingInnovation

www.audemat.com

<http://www.relio.us>

Miami, FL USA -
Tel: 305 249 3110

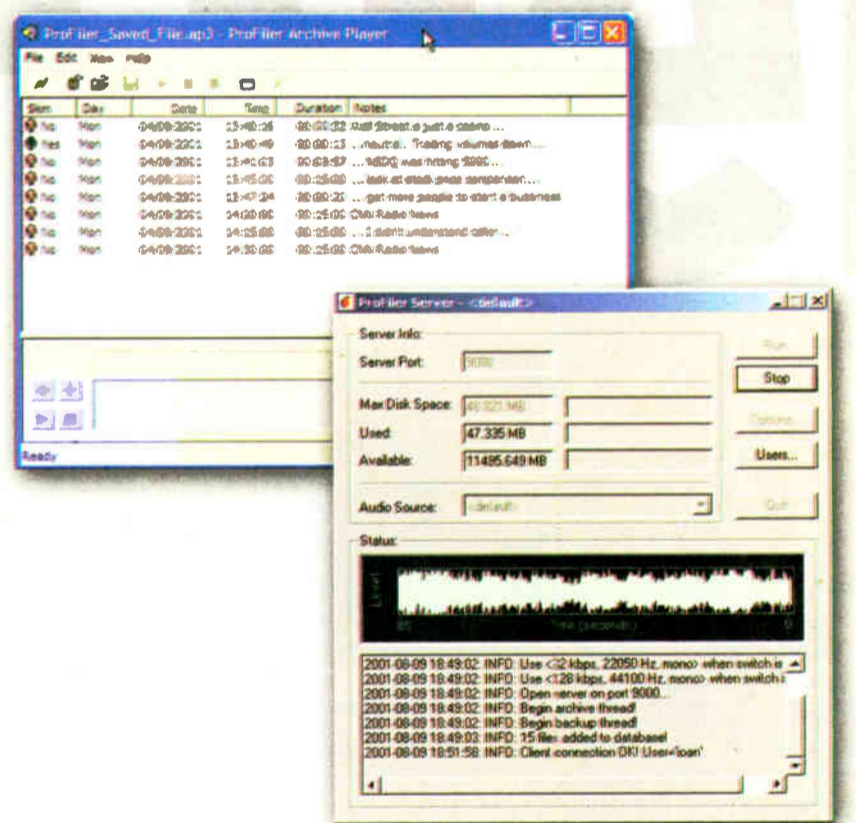
ussales@audemat-aztec.com

SEALEVEL

**THE HARDEST WORKING
LOGGER IN THE WORLD.**

ProFiler™ by Telos

- **Genuine MP3 audio compression with selectable bit rate lets you optimize for storage space or broadcast quality playback.**
- **Perfect for creating podcasts, verifying commercial plays and program content, or archiving live events and audio from call-in lines. Great for checking out what your competition's doing, too.**
- **Archived audio can be auditioned remotely via LAN, WAN or the Internet. You can also listen to "live" audio during the encoding process....great for consultants or group PDs. Encodec program segments can also be set to upload automatically to a web server via FTP.**
- **Play files in any MP3-compatible player, or use the included ProFiler Archive Player to view detailed time-of-day data and user notes. Store audio to any external or network drive.**
- **Easily select & export audio segments for external editing and e-mailing.**
- **Building an IP-Audio network? Specify iProFiler™, the networked audio logger that works directly with Axia networks to record up to 16 stereo channels without audio cards. Visit AxiaAudio.com to find out more.**



Telos
AUDIO | NETWORKS

Telos-Systems.com

Telos, Axia, ProFiler and iProFiler are registered trademarks of TLS Corp. ©2007. All Rights Reserved.

World Radio History

Transmitter

► Continued from page 1
substantially decreased. Many new engineers today may not have had a chance to work in high-power RF plants.

Many older engineers are reaching retirement age; but more significantly, young men and women entering the field are more geared toward the information technology/computer side of radio engineering.

Why not? The line between computers and transmitters is becoming less defined each day. Most radio transmitters manufactured during the previous two decades contain some kind of microprocessor or in some cases are full-blown personal computers.

With the advent of HD Radio, this has become particularly true. In this age of computerized broadcasting, it is vital that we not lose sight of some of the basic engineering principles and standards.

Keep it clean

Keeping a transmitter site clean and organized has many benefits.

It is usually beneficial to employ a redundant closed-loop HVAC system to keep dirt, pollen and humidity out of your shelter.

Transmitters that operate with high voltages especially will benefit from the clean environment because high voltage tends to attract dirt and can lead to unwanted arcing. Proper air flow in transmitters, audio processing gear and com-



Fig. 1: Portable Sony LocationFree TV Web browser is used for data entry into the electronic maintenance log.



Fig. 2: Completed maintenance log in loose-leaf notebook at transmitter facility.

puters is also critical; and dirt and pollen can quickly clog air filters leading to overheating of components and eventual failure of critical systems.

In addition, having redundant HVAC systems helps to assure that unattended transmitter sites will continue to stay cool if one of the air conditioners were to fail,

until repairs can be facilitated. It's now common to install a tertiary ventilation system that will simply bring in filtered outside air and draw it across the room to cool the area in the unlikely event that both HVAC units were to fail.

An ideal transmitter facility will have redundancy for most of the equipment. In many cases the costs associated with buying "two of everything" are impractical.

If you are able to duplicate equipment, one strategy that has proven to increase overall reliability is to have a main and an alternate "chain."

A facility in which each transmitter is fed by its own set of processing and STL path helps to ensure that in the event of a problem (i.e., RF off the air, audio off the air or audio problems like distortion etc.) you have the best chance of bypassing the problem as quickly as possible until the problem can be addressed by simply switching to the alternate transmitter chain, including the RF amplifier.

A "main/alternate" configuration implies that both systems are close to being equal in terms of reliability and quality. An ideal main/alternate configuration will be run on a regular changeover schedule.

Depending on your individual circumstances the times will vary; a popular method is to alternate systems on a quarterly basis. This helps prove to yourself that both systems are working properly; in the event of a failure on any one system,

you will be confident that you can switch reliably to the alternate system and your business will not be compromised.

If you have a primary/backup system, your backup transmitter may not be as modern and therefore may not offer you the efficiency and reliability of your main transmitter. It is extremely important to test it regularly and maintain it as well as your primary.

Safety

Often, preventive or required maintenance is performed on transmission gear that has lethal voltages inside. While all manufacturers of modern broadcast equipment take precautions to interlock their equipment when a door or access panel is removed, occasionally it is necessary to bypass these safety measures in order to troubleshoot the problem.

When this happens, the engineer opens himself or herself up to added risks. The consequences of making a careless mistake can be deadly. Compounding the problem is the fact that many of these maintenance sessions are performed late at night at a time when the engineer may be fatigued, and could carelessly make a mistake.

The issue is a serious one, and requires one carefully to manage the risks associated with transmitter maintenance. Some of the tools available to the engineer to

See TRANSMITTER, page 12 ►

PTTEK

Made in the USA

BUILDS AND SERVICES THE MOST RELIABLE SOLID STATE FM TRANSMITTERS

Simplifying Broadcast Transmitters



Expect

World Class Service
Cutting-Edge Technology
High Performance



888-889-2958

www.ptekpower.com

Vote For American Made

Radio

► Continued from page 8

Haley premiered a video about radio that the RAB hopes stations will post online and use it to remind listeners about radio's potential.

POGUE: WHERE DOES RADIO FIT IN?

"Where does radio fit in?" asked New York Times technology critic David Pogue, who discussed topics such as VoIP phones, WiFi, on-demand media and new Web developments. He linked

the technologies and said all reinforce each other, often in initially unseen and unexpected ways.

The next generation of consumers expects things on-demand, he said, noting that technology is advancing rapidly. "Universal wireless would help this industry a lot," he said as he named numerous wireless Internet gadgets, some of which can be implanted with a radio chip.

His lively and funny performance included demos of fresh technologies such as "Goog411," a free information service that lets consumers avoid paying \$2 for a directory assistance-placed call.

He also parodied the RIAA for suing teenagers and grandmothers for downloading pirated music, singing to the Village People's "YMCA." ●

Thousands

of people across America use Tieline codecs
for remote broadcasts every day.



“ The broadcast was wonderful
- Tieline’s wireless 3G provided all
the benefits of a remote pickup
unit with bidirectional audio paths,
and a communications circuit. ”

Marcus Xenakis,
Director of Engineering and IT,
Clear Channel Radio in Philadelphia



Watch a live wireless video demo right now
www.tieline.com/videos

Tieline 
www.tieline.com

800-750-7950

Can a radio console be over-engineered?

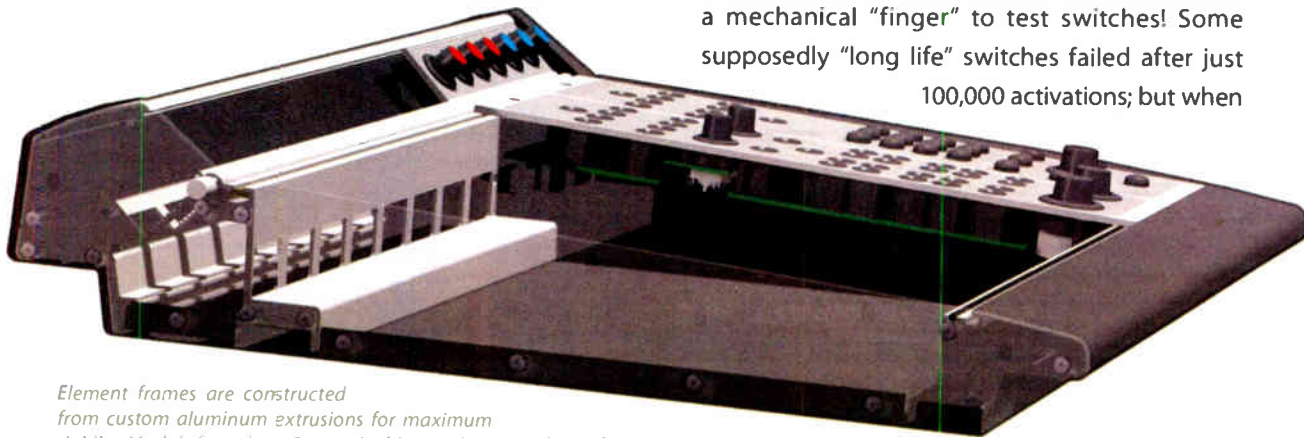
(Only if you think "good enough" really is good enough.)

The radio console, redefined.

Building a great console is more than punching holes in sheet metal and stuffing a few switches in them. Building a great console takes time, brain-power and determination. That's why Axia has hired brilliant engineers who are certified "OCD": **Obsessive Console Designers**, driven to create the most useful, powerful, hardest-working consoles in the world.


Beneath the surface

There's more to a great board than just features. **Consoles have to be rugged**, to perform flawlessly 24/7, 365 days-a-year, for years at a time. So we literally scoured the globe for the absolute best parts — hardware that will take the torture that jocks dish out on a daily basis.



Element frames are constructed from custom aluminum extrusions for maximum rigidity. Module face plates & console side panels are machined from thick plate aluminum. Even the hand rest is a beefy extrusion. All this heavy metal means even the most ham-handed jock can't dent it.

First, Element is fabricated from thick, **machined aluminum extrusions** for rigidity and RF immunity. The result: a board that will stand up to nearly anything.

 With so many devices in the studio these days, the last thing anyone needs is gear with a noisy cooling fan. That's why Element's **power-supply is fanless**, for perfectly silent operation inside the studio.

Element modules are **hot-swappable**, of course, and quickly removable. They connect to the frame via CAT-5, so pulling one is as simple as removing two screws and unplugging an RJ — no motherboard or edge connectors here.

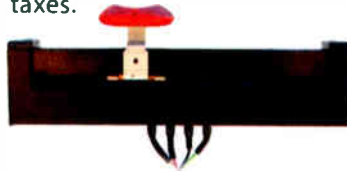
Faders take massive abuse. The ones used in other consoles have a big slot on top that sucks in dirt, crumbs and liquid like the



There's a reason these board-ops are smiling. Axia consoles are in more than 1000 studios worldwide.

government sucks in taxes.

By contrast, our silky-smooth conductive-plastic faders actuate from the side, so that **grunge can't get in**. And our rotary controls are high-end optical encoders, rated for more than **five million rotations**. No wipers to clean or wear out — they'll last so long, they'll outlive your mother-in-law (and that's saying something).



Element's **avionics-grade switches** are cut from the same cloth. Our design team was so obsessed with finding the perfect long-life components that they actually built a mechanical "finger" to test switches! Some supposedly "long life" switches failed after just 100,000 activations; but when

our guys found the switches used in Element, they shut off the machine after **2 million operations** and declared a winner. (The losers got an all-expense-paid trip to the landfill.)

Element's individual components are **easy to service**. Faders come out after removing just two screws. Switches and rotary volume controls are likewise simple to access. And all lamps are LEDs, so you'll likely **never need to replace them**.

Engineers have said for years that console finishes don't stand up to day-to-day use. Silk-screened graphics wear off; plastic overlays last longer, but they crack and chip — especially around switches and fader slots, where fingers can easily get cut on the sharp, splintered edges. We decided that we could do better.

Element uses high-impact Lexan overlays with color and printing on the back, where it **can't rub off**. And instead of just

sticking the Lexan to the top of the module like some folks do, our overlays are **inlaid on the milled aluminum module faces** to keep the edges from cracking and peeling — expensive to make, but worth it. For extra protection, there are **custom bezels** around faders, switches and buttons to guard those edges, too. Which means that Element modules will **look great for years**.

By the way, those on/off keys, fader knobs and bezels are our own design, custom-molded to give **positive tactile feedback**. The switch is flush with the top of the bezel, so it's easy to find by touch. But if something gets dropped on it, the bezel keeps the switch from being accidentally activated.



More than just products

Even the best products are nothing without **great support**. So Axia employs an amazing network of people to provide the best support possible: Application Engineers with **years of experience** in mapping out radio studios... the most knowledgeable, **friendly** sales people in the biz... Support Engineers who were formerly broadcast engineers. Plus a genius design team, software authors who dream code... one of the **largest R&D teams** in broadcast.



And now Axia has become radio's **first console company to offer 24/7 support**, 365 days a year. Chances are you'll never need that assistance, but if you do, we'll be ready for you. Our 'round-the-clock help line is +1-216-622-0247.

Proudly Over-Engineered

Are Axia consoles over-engineered? **You bet.** If you're looking for a cheap, disposable console, there are plenty out there — but this ain't it. Not everyone appreciates this kind of attention to detail, but if you're one who seeks out and appreciates excellence wherever you may find it... Axia consoles are built **just for you**.



www.AxiaAudio.com

Build a Cell Phone Interface

by John Bisset

Are you looking for a low-cost interface to be able to send and receive audio from a cell phone? The circuit shown in Fig. 1 designed by Joe Stack will get the job done. Joe used RCAs for the "ins and outs" and shielded cable throughout the mic circuit.

The circuit is simple and there is room to move on the component values, so this should be easy to build in the

field. The completed board is shown in Fig. 2.

In keeping with the simplicity theme, Joe cut a square hole in the box lid; that way your fingers can reach the audio adjustment pots. The potentiometers are mounted on the circuit board, and the knurled edges just rise above the level of the box top for easy adjustment, as seen in Fig. 3.

Joe Stack can be reached at williamjstack@comcast.net.

Gregory Muir is the chief engineer for Cherry Creek Radio and Central Montana Radio Network. Greg writes that while pursuing one of his more boring tasks attempting to find a good source of rack clip nuts, he found www.rackrelease.com.

This site offers an interesting assortment of not only the plain vanilla screw and nut assortments, but also some variants to include "quick-release" and thumb-screw-style rack screws. Visit the site and be amazed at the world of rack screws.

Thanks, Greg, for a great place to bookmark. Gregory Muir can be reached at gmuir@cherrycreekradio.com.

Fall brings the nesting instinct of both animals and insects, seeking a way out of the cold.

Warm transmitter buildings are a draw, so ensure that cracks and openings are sealed; this is good insurance against pests that could ruin a site. Expanding foam coupled with stainless steel wool (found at Dollar Store-style retailers, in the kitchen supply area) make a better barrier than the foam by itself, when filling large spaces.

Mothballs sprinkled on the building floor and inside the bottom of equipment racks will deter snakes.

With inclement weather comes the possibility of

See WORKBENCH, page 16 ▶

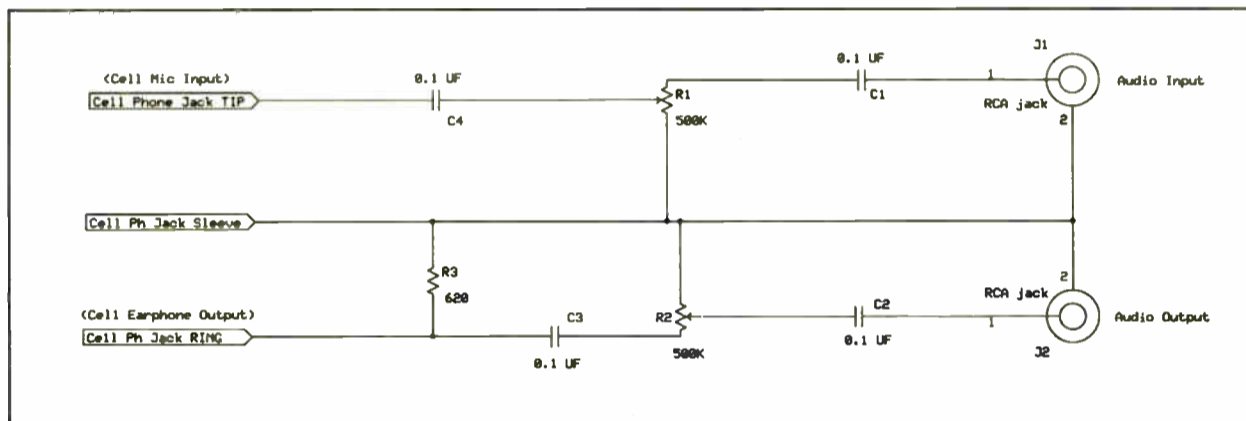


Fig. 1: Joe Stack's simple schematic for getting audio into and out of a cell phone.




Fig. 2: Components mount easily on a board inside a project box.




Fig. 3: A hole cut in the box lid permits easy potentiometer adjustment.

TOP VALUE FM Monitor

This Easy-to-Use FM Mod-Monitor Gives Accurate Off-Air Measurements



"Other guys imitate us...
But the original's still the greatest."
— Billy Page THE IN CROWD

www.inovon.com

A wealth of features makes Inovonics' second-generation 531 the undisputed value leader in FM Monitoring. In addition to the high-resolution total-mod display, the 531 also shows stereo audio levels, SCA and RDS subcarrier injection, plus a relative indication of incidental AM noise. A digitally-tuned pre-selector with programmable presets lets you quickly compare your station's parameters with those of market companions.

Signal strength and multipath readouts

simplify antenna alignment and help validate all measurements. Rear-panel appointments include balanced audio out, composite in/outs, and both antenna and high-level RF inputs. Alarm tallies are provided for overmod, audio loss, carrier loss and excessive multipath.

Inovonics
1305 Fair Ave. • Santa Cruz, CA 95060
TEL: (831) 458-0552 • FAX: (831) 458-0554
www.inovon.com • e-mail: info@inovon.com

WHEN EVERY SECOND COUNTS



Z/IP: THE WORLD'S MOST RELIABLE IP CODEC Just what you'd expect from a Zephyr™.

IP offers clear advantages with regard to cost, ubiquity, and mobility. But also, new challenges. That's why Telos developed ACT™ - Agile Connection Technology. Working in concert with MPEG-ELD, the world's most advanced coding technology, ACT continuously monitors the connection, adjusting the buffer and bitrate to compensate dynamically for network conditions. It does so automatically and without audible artifacts to keep delay as low as possible and quality as high as possible.

Telos
AUDIO | NETWORKS

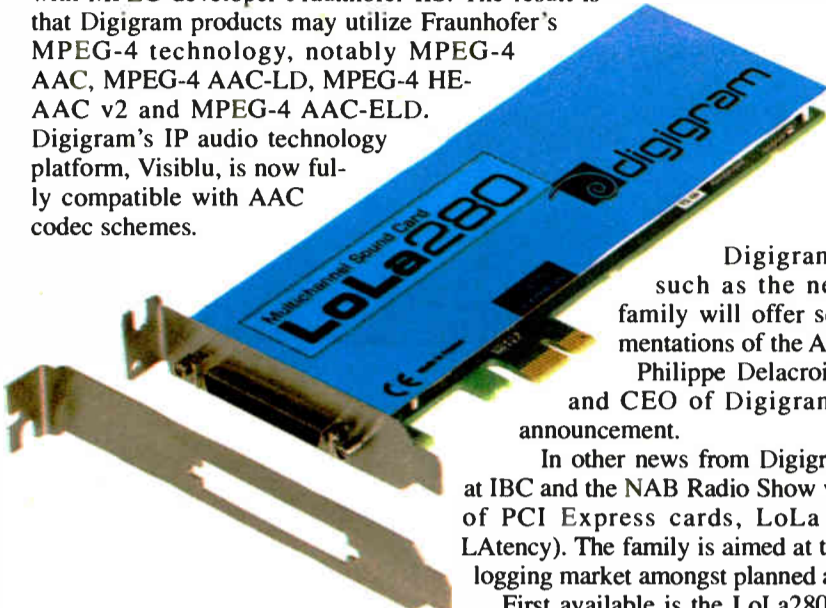
Telos, ACT™, Zephyr and Zephyr/IP are registered trademarks of TLS Corp. ©2008. All Rights Reserved.

World Radio History

MARKET PLACE

Digigram Partners With Fraunhofer MPEG-4 and Releases LoLa

Audio interface and network developer Digigram has announced that it partnered with MPEG developer Fraunhofer IIS. The result is that Digigram products may utilize Fraunhofer's MPEG-4 technology, notably MPEG-4 AAC, MPEG-4 AAC-LD, MPEG-4 HE-AAC v2 and MPEG-4 AAC-ELD. Digigram's IP audio technology platform, Visiblu, is now fully compatible with AAC codec schemes.



Digigram hardware such as the new IQOYA family will offer select implementations of the AAC codec. Philippe Delacroix, president and CEO of Digigram made the announcement.

In other news from Digigram, debuted at IBC and the NAB Radio Show was a family of PCI Express cards, LoLa (for LOW, LAtency). The family is aimed at the broadcast logging market amongst planned applications.

First available is the LoLa280, a low-profile, full-length card with eight line-level inputs and two line-level outputs. An eight-channel rackmounted outboard mic preamp box is optional. An onboard software mix controls the unit. Onboard converters are high-def 24-bit, 192 kHz.

The LoLa280 is fully compatible with Digigram's Visiblu broadcast IP technology. WDM DirectSound and ASIO drivers are provided.

Delacroix said of the LoLa: "Legal, surveillance and broadcast logging applications have never had an audio platform designed specifically for their requirements until now. The LoLa platform will give our development partners, especially those whose business is monitoring, archiving or security, a fantastic new enabling technology."

For more information, contact Digigram at (703) 875-9100 or visit www.digigram.com.


ERI Likes Hanging Around

Electronics Research Inc. (ERI) has introduced a new member of the Universal Rigid Line Bracket family.

The new bracket handles 3-1/8-inch, 4-1/16-inch and 6-1/8-inch rigid transmission line hangers. It acts as an interface to adapt lightweight hangers and vertical spring hangers to round horizontal tower members from 0.75 inches to 3 inches in diameter.

Ideally the flexible bracket will eliminate the need for customized brackets.

For more information, contact ERI at (877) 374-5463 or visit www.eriinc.com.



Workbench

Continued from page 14

being stranded at a transmitter site. Spend a few minutes putting together a survival kit of granola bars, bottled water and perhaps a heat-reflecting space blanket in a sealed plastic container. Just in case.

Radio World recognized Henry Engineering's SixMix with a "Cool Stuff" Award at the spring NAB. This USB console was designed to take the place of a "live music" or PA-type mixers, as it features a cue bus, a means to turn mikes on and off, a monitor mute, mike tally and other features.

Add to those features a USB connection for your computer! In the few short months the console has been in production, there's further feature evolution.

Proprietor Hank Landsberg announced the Monitor-Mix module. Seen in Fig. 4, the module is installed inside the SixMix, providing the operator with a mix of both program and return cue audio.

An adjustment pot is accessible from the rear and adjusts the level of the program audio, so it can be set to the same level as the return cue audio.

Henry Engineering is celebrating its 26th anniversary this year. We congratulate Hank as he's grown his product line to include a wide variety of problem solvers.

Hank Landsberg can be reached at henryeng@aol.com.

Even though Fred Greaves retired from Susquehanna Broadcasting, he still keeps his hands in broadcast engineering.

He was reading the Aug. 13 issue of *Workbench* and Bill Weeks' suggestion to use nail polish remover to remove ink left by Sharpies or similar markers. Bill used a Sharpie to mark coil tap positions while tuning an AM array. Using different colors made for quick adjustment point identification.

Fred writes that the nail polish remover works, but he would suggest using a can of hairspray, the cheaper the better. Fred says the spray melts the ink right off, and doesn't have the stringent smell of nail polish remover.

Fred Greaves offers technical services




Fig. 4: A monitor mix add-on makes the SixMix more versatile.

and can be reached at fredgreaves@aol.com.

These markers are invaluable at transmitter sites. Even after the array is tuned, use them to mark coil clip locations. If a clip falls off, its location can be located quickly.

John Bisset has worked as a chief engineer and contract engineer for 39 years. In 2007 he received the SBE's Educator of the Year Award. Reach him at johnbisset@verizon.net. Faxed submissions can be sent to (603) 472-4944.

Submissions for this column are encouraged and qualify for SBE recertification credit.

MAKE WAVES

EXPECT MORE FROM YOUR AM TRANSMITTER

MADE IN USA

Presenting the Armstrong Transmitter X-1000B

Bring major market sound to your radio station with the dual, hot-swappable 600 Watt RF modules capable of 150% modulation in Armstrong Transmitter's X-1000B. (1KW HD & DRM ready AM transmitter).

Engineered with the latest technology advances, X-1000B offers high reliability and built-in redundancy. Get ready to save money while improving your sound and reliability. Call us today!



Tel 315-673-1269 ▲ sales@armstrongtx.com ▲ www.armstrongtx.com

Omnia 6EXi is:



AND EVERYTHING IN BETWEEN



Omnia
A Telos Company

Omnia, 6EXi are registered trademarks of TLS Corp. ©2008. All Rights Reserved.

IBOC Power Boost Dominates Tech Talk

Accessible HD-R Receiver, EPG Also Gain Notice

by Leslie Stimson

AUSTIN, Texas The need to grant stations the right to increase the level of IBOC power they are allowed to transmit is the issue in HD Radio. That's according to Greater Media Vice President of Engineering Milford Smith in a session at the NAB Radio Show about the power increase.

Participants had agreed before-hand to have a civil discussion about the topic. That's because the coalition of 18 mostly commercial groups who petitioned the FCC for the voluntary increase say their tests show there would be minimal interference to analog signals if the IBOC power were increased up to 10 dB — from the current -20 dB below the analog carrier to -10 dB — while NPR Labs tests concluded the analog would be greatly impacted by such an increase.

The digital coverage must replicate the analog or IBOC "will be seen as deficient," Smith said, also noting that building penetration at existing power levels is not good.

Continental Vice President of Engineering Dan Dickey agreed that the noise in office environments competing with the IBOC signal is "horrible" and the "only way around that is to get a bigger signal to [the radio]."

Portable audio devices typically have small antennas. Noting that HD Radio portables are expected on the market in 2009, iBiquity Digital Broadcast Technology Manager Jeff Detweiler said, "An earbud doesn't make a good antenna."

The coalition and iBiquity have issues with the NPR report in regards to whether the majority of predicted interference is inside or outside the FCC-predicted contour line. The FCC only protects within the line. That's the 60 dBu contour line for

all FMs, except for Class Bs (54 dBu) and Class B1s (57 dBu).

In response to questions about the study, NPR Labs Senior Technologist John Kean added FCC-protected contour lines to the maps associated with the predicted IBOC coverage and interference study.



Milford Smith and Mike Starling chatted before their elevated power session.

The FCC and commercial stations focus on protecting stations from interference within their contour line. However non-coms find listening outside the line valuable as donors can live outside the contour.

Mike Starling, vice president and chief technology officer of NPR and executive director of NPR Labs, said, "We're very bullish on digital radio. We don't believe in leaving anyone behind." What's not to like about the 10-percent digital increase is the impact on analog, he said.

Dickey agreed, saying, "Ninety percent

of your revenue stream is going to come from your analog for the near future and you have to protect that."

Common amplification and space-combining are the only practical ways to achieve the power increase, he said.

Harris Broadcast Systems Vice President for Transmission Research & Technology Geoff Mendenhall said, "No one knows where this will go. It may turn out

Smith said the next step is to get more stations on the air with higher IBOC power levels under STAs to "gain more experience."

iBiquity Digital President/CEO Robert Struble said in an interview that the elevated power issue is "complex," however he said he thinks it will be worked out.

A commercial engineer who wished to remain anonymous said, "This will take a while. I'm hoping some commonality can be found."

FIRST PROTOTYPE ACCESSIBLE HD-R RECEIVER DISPLAYED

Both NDS and iBiquity had a prototype Dice HD Radio receiver for the visually impaired on display. The unit is part of the accessible radio initiative, a joint effort from NPR, Towson University and Harris Corp. to develop dedicated HD Radio receivers for deaf or hard-of-hearing and visually impaired listeners.

Voice announcements are made when turning the radio on or off, as well as for several other functions. Sources credited the International Association of Audio Information Services with coming up with this approach.

By pushing in the tuning knob, the radio "speaks" the display menu to the user. By holding the tuning knob, the radio announces the time. Pressing the "RRS" button turns on the Radio Reading Service.

The radio interface is configured to be easily usable even if the user is not able to see the faceplate.

The Dice radios could be on the market by year-end, sources said.

NPR has been working on a new class of programming for deaf or hard-of-hearing and visually impaired listeners that uses a combination of low bit-rate audio multicast, datacast and conditional access HD Radio technology.

The new services, distributed through NPR and said to be near ready to launch, See SHOW IBOC, page 20 ▶

Measure your Analog FM Broadcast Accurately — Everytime



M2A-FM Features

- Analog FM Modulation Monitor with upgrade path to HD Radio
- Accurate off-air monitoring of audio level and carrier modulation
- Measures FM pilot & subcarrier injection
- RBDS decoder with display and alarm for loss of RBDS data
- Includes alarms for audio peak, audio program, RF carrier and RBDS
- Optional Ethernet remote control with logging, alarms and 100 scanning presets

DaySequerra

www.daysequerra.com
DaySequerra • West Berlin, NJ 08091
sales@daysequerra.com • 856-719-9900

Get in the Game with BE!



FXi^{esp}
FM Digital & Analog Exciter

- Adaptive esp Correction
- Instantment Grade Integrated Spectrum Analyzer
- Ethernet IP Connectivity for Remote Interface
- Instant On-the-Fly Mode Changing on Both RF Outputs
- Dual PA Outputs with Redundant Power Supply
- Dual AES Audio, Composite I & R Inputs
- Integrated Internal GPS Receiver
- Internal Delay for HD & Synchronous Booster Applications
- Decoded AES from HDC on Engine Option



Tomorrow's Radio Today

Broadcast Electronics, Inc.
 (217) 224-9600
 bdcast@bdcast.com

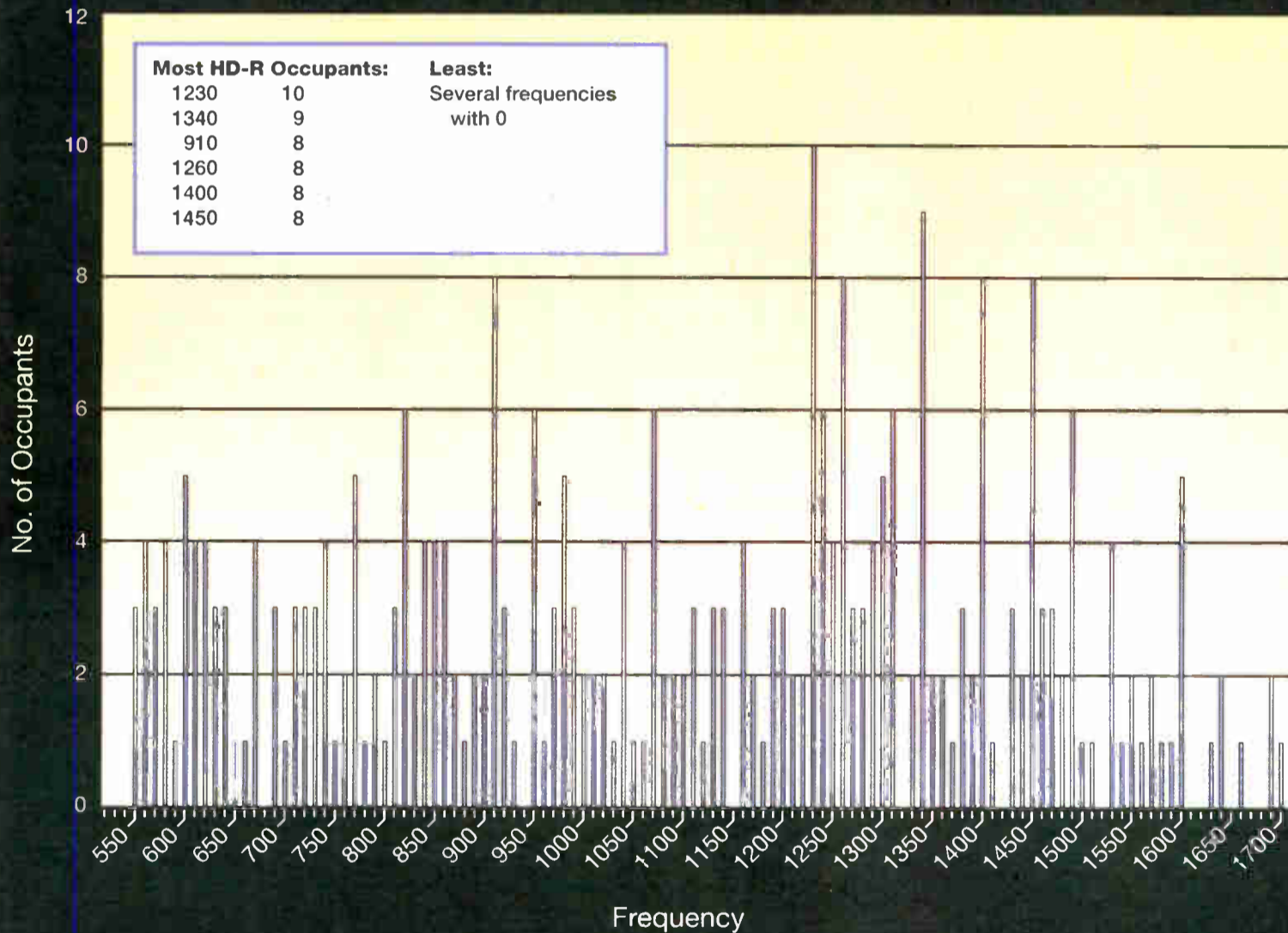
BE	1	1	1	1	1	1	1	1	1	Total
Visitors	1	0	1	0	0	0	0	0	0	2

Sponsored by Broadcast Electronics

Radio World's HD Radio™ Scoreboard

The HD Radio Scoreboard is compiled by Radio World using information supplied by iBiquity Digital Corp., the HD Digital Radio Alliance, BIA Financial Network and other sources. Data reflect best information as of the end of September. This page is sponsored by Broadcast Electronics. HD Radio is a trademark of iBiquity Digital Corp.

HD Radio Distribution on the AM Dial



Source: Data is from BIA Financial Network's data service MEDIA Access Pro™ and also includes iBiquity information. Visit www.bia.com

HD Radio in the United States

Total stations: 14,124



84.3% Licensed by iBiquity and on the air
 12.7% Licensed by iBiquity and not on the air
 3% Licensed by others

The HD Radio Bottom Line

	Total Licensed	On the Air	FMs Multicasting
Current	2,216	1,788	928
Last Month:	2,214	1,763	913
Last Year:	1,976	1,494	724

Show IBOC

► Continued from page 18

will include a captioned radio text stream for the hearing impaired. Visually impaired audiences will also be able to access a Digital Radio Reading Channel over which the text of daily newspapers, books and magazine articles will be read.

The service will use HD Radio technology's conditional access feature from NDS, which allows a broadcaster to send content exclusively to designated receivers.

'EMBEDDED' EXPORTERS COMING

Along with the first embedded exporters for HD Radio comes a new communications protocol for the transmission equipment — "HDP," which stands for HD Protocol.

HD Radio stations use the exporter to combine multicast audio channels and advanced data services along with a station's main audio channel into a format suitable for transmission.

Announced at the spring NAB Show, the new exporter can be upgraded via USB rather than a CD drive.

Panelists in a session on the embedded exporter said the new generation promises enhanced reliability and more features, while lowering the cost to convert.

One issue with the previous "Ex Gen" architecture was even though the PC was taken out of the transmitter site, there was still a Linux unit in the airchain, said Gary Liebisch, regional sales manager for Nautel. "This removes that."

Dan Dickey, vice president of engineering for Continental, said the new HDP exporter has improved reliability "because it has about 10 percent of the parts of the previous exporter." Its small size yields power savings of about 80 percent, resulting in the "fastest and easiest path to HD," said Dickey.

The current exciter has four methods of accepting data, said iBiquity Digital's Jeff Detweiler, director of broadcast business development, in an interview. With the new communications protocol, the importer, exporter and the exciter all communicate with each other in a simple, common language.

This allows for innovation and manufacturers can design HD Radio transmission products that are more like the rest of their product line, rather than relying heavily on an iBiquity reference design, he and the transmission hardware panelists said.

Those who purchase the new HDP exporters will need to upgrade the software of their importer, exciter and PSD generators.

HD RADIO EPG MEMBERS SEEK REACTION TO REPORT

Members of the project team for the HD Radio electronic program guide are

Radio World's HD Radio Scoreboard is published in alternating issues. Selected data is from BIA's MEDIA Access Pro™; the scoreboard also uses information supplied by sources including iBiquity Digital Corp., the HD Digital Radio Alliance and RW's own research.

BIA Financial network

MEDIA ACCESS PRO

www.bia.com



This is the first accessible HD Radio prototype.

Photo by Leslie Stinson

looking for feedback from the industry to their just-released report that describes station business requirements, system architecture and specifications for EPG as well as various ways consumers could use the EPG. The report is at www.nabfastroad.org.

The EPG is targeted by the NAB's FASTROAD (Flexible Advanced Services for Television & Radio On All Devices) technology advocacy program.

The NAB FASTROAD project team for the HD Radio EPG initiative includes BIA Financial Network, Broadcast Signal Lab and Unique Interactive. They are all working with iBiquity Digital to improve the radio user interface to make them easier for consumers to use.

In a session devoted to EPG, David Maxson, managing partner of Broadcast Signal Lab, said that right now there's little incentive for listeners to stay tuned to a station without forward promotion. "Stations will be stickier if they have a program guide."

Four possible delivery mechanisms put forth by the group are in the report. They are: each station delivers its own EPG data, each station transmits EPG data for an entire market, each station in a market carries some or all the EPG data of every station in a market and each station transmits a "pointer" to a general EPG resource.

Broadcaster expectations for the HD Radio-based service are that it's organized in a way that minimizes station workload as well as cost and that the information remain secure until published, Maxson said.

iBiquity Vice President for Advanced Services Joe D'Angelo said that in 2005, the technology developer began looking at digital radio and television systems around the world and found EPGs were a part of those systems.

"We designed an EPG that would work over our system. We didn't know if the industry would embrace it and if the workload needed to implement it was reasonable." D'Angelo said the group looks forward to feedback on its proposals.

EPG for radio is harder than for television, due to the mobile nature of radio listening and because the print industry has been publishing TV schedule information for years, while there is no one repository for all that information for radio, said Skip Pizzi, a consultant to BIA for the project who is also a Radio World columnist.

A prototype Web browser-based EPG



Grady Moates of Loud and Clean Broadcast Science helped with demos during the 'HD Radio Measurements Workshop.'

Photo by Jim Peck

authoring system, showing the radio station end of the project, was on display at the BIA booth. Unique Interactive, which helped create the EPG for the Eureka-147 DAB system in Europe, created the prototype demo.

IBOC MEASUREMENT DEMOED

David Maxson, managing partner of Broadcast Signal Lab, moderated an "HD Radio Measurements Workshop."

The RF masks for IBOC are Power Spectral Density Masks; PSD is meas-

ured in power per unit frequency — dBm/kHz. It's important to get the PSD correct to minimize potential interference in the broadcast bands, and to maximize the quality and reliability of the hybrid IBOC signal.

"Measuring digital signals is more complicated than measuring analog signals," said Maxson. "Digital signals have a noise-like quality that challenges the measuring instrumentation and the person measuring. There have been situations where two measurements done by two different people result in opposite conclusions about whether a certain signal passes or fails the mask."

Attendees learned how to make a proper Power Spectral Density measurement against the mask.

The workshop included a "CHIMP" demonstration, a Combined Hybrid IBOC Measurement Package for measuring those IBOC signals that segregate the FM analog and digital signals on

separate transmission lines. Maxson credits Randy Mullinax of Clear Channel Radio with creating CHIMP and said engineers can build their own CHIMP from basic parts.

How to measure a hybrid FM IBOC signal, taking measurements of an AM transmitter were covered as was an illustration of the effects that mistuned AM arrays have on the hybrid signal, with presentation assistance by Grady Moates of Loud and Clean Broadcast Science.

The NRSC IBOC Standards Development Working Group has been developing a set of guidelines for measuring

See SHOW IBOC, page 22 ►

MUSICAM USA

The World Leader in IP Codecs

Suprema

IP DUAL AUDIO CODEC



- Includes LAN, ISDN U & S/T, and X.21 interfaces standard
- Auto backup to ISDN from IP or X.21
- Built-in Web Browser for control and monitor from remote locations
- Comes fully loaded with every available algorithm included

- Based on Suprema: Includes many of the same features
- 4-channel input mixer with line/mic levels and phantom power
- Lightweight & rugged design

RoadWarrior

PORTABLE IP & ISDN CODEC



SupriMAX

UP TO 14 IP AUDIO CODECS IN A 3U RACK



- ISDN/X.21 modules available for automatic back-up
- Each module is hot-swappable
- Redundant Power Supplies
- Fully loaded with every available algorithm included
- No additional components or options are required to meet your needs

SupriMAX-1U

UP TO 4 IP AUDIO CODECS IN A 1U RACK



670 North Beers Street, Bldg. #4
Holmdel, NJ 07733 USA
732-739-5600
732-739-1818 fax
email: sales@musicamusa.com
web: www.musicamusa.com

Show IBOC

► Continued from page 20
hybrid IBOC signals, which would serve as a standard against which all other methods can be compared.

METAL THEFT: IT'S SERIOUS

Theft of all metals, and especially copper, is a national business problem. That's according to Bob Brandt, vice president of corporate security for Cox Enterprises.

At a session on copper theft, Brandt said scrap dealers are paying a little over \$3 per pound for copper. "It's easy cash." In addition to theft from broadcast trans-

mitter sites, he said, copper and other metals are disappearing from vacant houses, churches and open fields.

There are few convictions for metal theft, and those who are convicted of the crime face short prison sentences, he said.

Clear Channel Radio Senior Vice President Engineering & Capital Management Steve Davis showed several photos of company transmission sites that had been hit by thieves.

"They will go to extremes to steal copper. Simply burying it is not enough," he said, adding that at one site that was hit multiple times by thieves, the copper ground wires are now buried and covered with tar and gravel.

Davis advised using webcams to monitor transmission sites, coupled with alarm systems. Brandt advised managing risk by encasing ground straps in concrete, using



WHUR General Manager
Jim Watkins accepts the NAB
HD Radio Multicast Award.

NEW MEM

full featured, professional consoles at amazing prices from **ARRAKIS**



ARC-15
only...
\$3,495

ARC-10

ARC-10U unbalanced \$1,599
ARC-10BP balanced \$2,495

If you thought that you
couldn't afford a new console,
then you can think again!

- Two stereo Program output buses with mono mixdowns
- 10 or 15 Input channels (optional 16 x 3 stereo remote selector)
- 1-5 high performance mic channels (optional 48V pwr)
- One Phone hybrid input channel for Live or Off-line
- Cue speaker with amp & Headphone amp for 8 ohms (or Hi-Z)
- Logic for source control or Talk studio / announce booth

www.arrakis-systems.com

970-461-0730

cut-resistant fencing, razor wire and intrusion systems that have the ability to notify someone when there's a break-in.

While 26 states have copper theft laws, there needs to be a national law penalizing such theft, Brandt said. Rep. Bart Stupak, D-Mich., introduced the Copper Theft Prevention Act of 2008 (H.R.6831) in Congress this August; it would require secondary copper recyclers to keep records for at least two years of all copper purchases and prohibit cash payments of more than \$500. The bill provides for a civil penalty of up to \$10,000.

As commodity prices rise, so does theft. "No legitimate dealer intentionally buys stolen material," said Chuck Carr, a vice president with the Institute of Scrap Recycling Industries. The problem is, by the time the scrap dealers see the material, it's hard to tell the difference between stolen and scrap metal.

Scrap recycling was a \$27 billion industry in 2007. "We provide raw materials. We are the first step in the manufacturing chain," said Carr.

"We don't want copper theft. We want it to go away."

To report copper or other metal theft, send the information in an e-mail to thef-talart@isri.org. ISRI will send an e-mail to all of its recyclers to be on the alert.

WHUR WINS HD2 AWARD

WHUR(FM), Washington General Manager Jim Watkins accepted the NAB HD Radio Multicast Award at the Radio Luncheon.

The Howard University licensee was recognized for innovative programming on its multicast channel WHUR-World.

This is the second presentation of the award. In 2007, the charter winners were KBCO(FM) Denver's The Studio C Channel and WRIF(FM) Detroit's Riff2.

"WHUR-World HD2 has successfully combined non-traditional music, news, community involvement and information into a fresh new variety format that creates a new identity for HD Radio," said NAB Executive Vice President for Radio John David.

The channel is an extension of the university's adult urban contemporary station. In addition to personality-supported shows, the programming includes jazz, hip-hop and worldbeat music, along with business, financial and domestic violence talk shows. ●

Be a Scrooge, your time is too valuable to be spent working.



Portable Reporter Codec

Extremely small & light, the Sporty Portable Reporter Codec can transmit from anywhere, to anywhere, while simultaneously recording to USB sticks or SD cards. Sporty is a robust, portable 4 channel studio with the most modern MPEG-4 HE AACv2 and AAC ELD audio formats: providing "High Quality" & "Low Latency" at the touch of one button with high capacity battery life.


Thanks to MAYAH's unique FlashCast™ technology and full support of the EBU Audio-over-IP standard, Sporty is able to automatically connect to almost any audio codec. Ideal for situations where the destination codec is unknown.

While offering both, traditional POTS and ISDN, Sporty also opens the way to a whole new world of network connectivity by adding WLAN, UMTS/3G and Ethernet. Now you really can transmit your reports home from almost anywhere in the world!

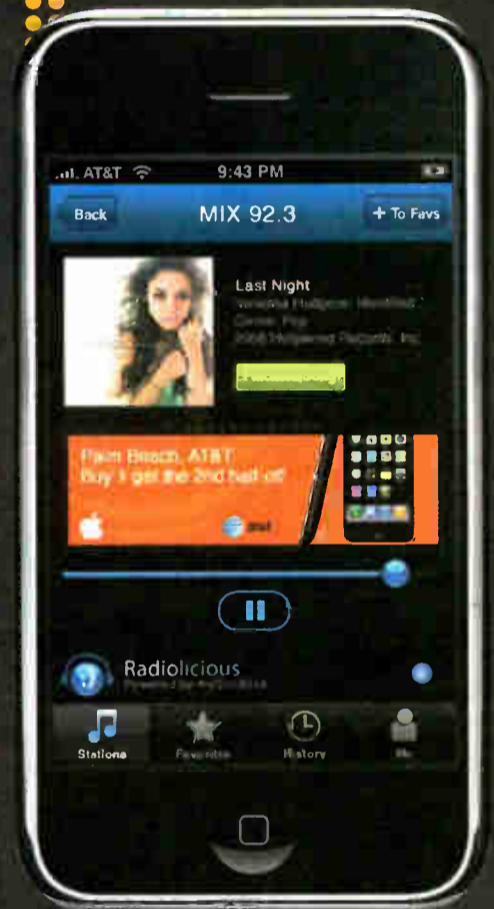
Say Hello to Sporty and Good-bye to your OB Van!

MAYAH Communications
Daniel Loeffler
North American Business Development
Bellingham, WA 98225
dloeffler@mayah.com
DIRECT: (360) 618 1474
CELL: (408) 429 5177
FAX: (408) 907 2020
www.mayah.com

MAYAH
COMMUNICATIONS

my  simbook

Changing The Face Of Radio Forever.



Radiolicious
Powered by mySimBook

Radiolicious® is the only premier native application player for the iPhone®! Affordably reach into millions of iPhone® iPod touch® users with our player using your current stream! Text "Radio" to 69746 to be notified when Radiolicious® is launched.

Station Search

Favorite Stations

GPS Location

iTunes® Account



THE MOST ADVANCED MEDIA CONTENT AGGREGATOR AVAILABLE.

888.311.3350 | info@mysimbook.com | mysimbook.com/radiolicious

No up-front cost on hardware and software. No up front implementation costs. Call today to set up.

© Copyright 2008. MySimBook is a trademark of MySimBook.com LLC. All other companies and product names may be trademarks of the respective companies with which they are associated.

World Radio History

YOUR FM SIGNAL, OUR TECHNOLOGY.



ALERT FM

Powered by GSSNet

- NEW** CAP (Common Alerting Protocol) to EAS Compliant – “The system actively polls a CAP server every few seconds for new emergency messages and pushes the message out to your FM listening audience.
- NEW** Uses CAP to deliver Presidential Alert and National Weather Service messages via Digital Emergency Alert System (DEAS).
- NEW** Partnered with Northrop-Grumman® to deploy National Alert System on Commercial Mobile Alert Devices.
- PLUS** Alert FM is a surefire way to build brand and listener appeal with song and artist tagging. Alert FM is your earning partner for non-traditional revenues, such as iTunes®, with special relationship packages using industry-leading mobile commerce technology. Alert FM is an exclusive information channel for monitoring via car radio, and FM-enabled devices, music players, cell phones and our own mobile and USB receivers.

FM RADIO BASED MASS NOTIFICATIONS

CALL US TODAY TO INSTALL THE SYSTEM AT NO CHARGE. NO UP FRONT IMPLEMENTATION COSTS. NO INVESTMENT.



601.709.4240 | alertfm.com | info@alertfm.com


GLOBAL
SECURITY SYSTEMS

RADIO IT MANAGEMENT

The Wireless Broadband Solution

Look Closer at Evolving Technologies in the IT World for the Next Equipment Solutions

by Dan Slentz

Until moving on to another engineering opportunity recently, I was chief of a small-market AM station in Ohio that also is part of an FM/TV combo.

Many times we were faced with finding a less expensive way of doing much more.

TrangoLink-10 from Trango Systems is one of a handful of wireless Ethernet systems available to the IT market today. As we began experimenting with this unlicensed technology, we

I've found that the marriage of technologies from consumer A/V, cable TV, IT and broadcast can create some exciting possibilities at cost-effective pricing.

With theft of copper from AM sites, site security in general, cost of equalized phone lines and general expenses involved with remote transmitter sites, we began looking for something that could solve these problems and possibly give us new capabilities.

found we could integrate it into live TV news remote broadcasting easily. As we dug a little deeper, we started thinking about how we could apply it to our AM and FM radio stations.



The TrangoLink-10 unlicensed 5.8 GHz wireless point-to-point radio can deliver up to 10 megabits per second of Ethernet traffic over long distances, up to 40 miles.

As the AM transmitter site is only located a few miles from the station (and the TV tower), we could easily shoot this wireless signal from a lower portion of our TV tower to the roof of the AM transmitter shack. It should be noted that this technology has a range of 40 miles line of sight or more; the company says some customers have achieved links of 70 miles under the right conditions.

This unlicensed wireless technology provides a secure 10 Mbps of bidirectional connectivity from point A to point B. Trango now has a 45 Mbps unit (TrangoLink-45), and there are other companies now selling units with varying bandwidth.

Should a licensed wireless broadband system be needed, there is also wireless gear that can be purchased for fixed-point connections that functions much like the unlicensed but provides a more secure fre-

quency (as might be needed in larger cities where frequencies are more congested).

Utilizing this 10 Mbps of throughput, we began looking at streaming (unicasting) the audio from our AM studio to our AM transmitter over our own wireless broadband connection.

The advantage of this is that we had ample space to also drop a VoIP phone on the same connection, which would give us a "free" telephone at our remote site. This phone would even include station pages and have its own voice mail and intercom number.

Looking further, the station can also extend its own intranet (and company Internet wired connection) down to the remote AM site giving it a high-speed connection to our own servers as well as the Web.

With site security a topic in many recent issues of Radio World, one of the big benefits of this system is the ability to put multiple security cameras at the site and feed them all or put them on a sequential switcher back to the station for 24 hour monitoring.


Even adding gear like the Dannager Plan B Deluxe changes when this system is used. You then have an Ethernet connection directly from the station into your Plan B.

This allows instant changes and full access to the hard drive-based audio player.

As broadcasters find the fine line fading away between IP-based gear and traditional radio gear, perhaps we need to look closer at evolving technologies in the IT world for our next piece of equipment. I've found that the marriage of technologies from consumer A/V, cable TV, IT and broadcast can create some exciting possibilities at cost-effective pricing.

The author is director of engineering at WFLA-TV and is former chief of WHIZ(AM/FM/TV/DTV). He and WHIZ are this year's recipients of SBE's Technology Award "for adapting both consumer and information technology into the broadcast world by using wireless broadband gear along with consumer streaming technology, giving them the ability to create live TV broadcasts for a fraction of the traditional microwave equipment cost."

PASSIONATE ABOUT RADIO?
...so are we



Sign up for a **FREE** Digital Subscription to **Radio World**.

Visit:
www.myrwmag.com

Experience the benefits and extra features that digital has to offer!

- No more waiting for your issues to arrive in the mail!
- Interactive content and reader experience
- Keyword search of current and archived issues
- No software to download
- Access issues from any computer via internet
- A **green** alternative to the printed version

Who Reads Radio World?

Paul H. Sakrison

Director of Operations & Engineering

KLAA(AM) "AM830"

Los Angeles, 50 kW ND-D, 20 kW D-N



Favorite station growing up: KFI, Los Angeles

My first radio job: KNAC(FM), Long Beach, Calif., recording church services, helping with production and as an unauthorized engineering assistant

My radio mentor or hero: George Murray, retired from Liberman Broadcasting, and Ron McCoy, former program director at KNAC(FM)

Favorite piece of equipment: Harris DX-50, which sounds great and seriously modulates 24/7 without blowing up.

Why I believe in radio: It's about the only thing you can do while driving when you get tired of the music on your iPod and there's nothing new you want to buy. I enjoy news, talk and sports so I know what's going on, and you can't get that on your iPod. In fact, the longer you have your music player, the more you are living in the past. Radio is also the primary con-

duit to the public in an emergency when the power goes out.

Why I worry about it: Public stock-owned stations have the best signals but are controlled by accounting and legal departments, who are not skilled in growing, updating and improving on-air product. They always have a reason not to act now. Music stations need to add value so they are better than just listening to a music player, like talking about the music; titles and artists. There's too much daily emphasis on Web streaming and HD2+ channels that are heard by 1 percent, while de-emphasizing the main channel that is heard by 99 percent and brings in the big money. For engineers, I have a big concern about AM directional antenna maintenance as those of us who know the "dark arts" retire and leave the industry.

END2END Solutions From SCMS

GET YOUR RACKROOM SOLUTIONS FROM THE DEALER THAT KNOWS RADIO



Optimod-FM 5300 puts coveted five-band and two-band Optimod processing into a single rack unit package and brings it to you at the most affordable price ever. Quality sound is what 5300 is all about—sound that attracts audiences by providing a polished, professional presentation regardless of format and source material.



Three Processors in One. The Orban 6300 is a high-quality, multipurpose stereo audio processor for digital radio, digital television, netcasts, STL protection, satellite uplink protection, and digital mastering.



Orban's all-digital 9300 Optimod-AM audio processor can help you achieve the highest possible audio quality in monophonic AM shortwave, medium wave and long wave broadcasts. Optimod-AM delivers louder, cleaner, brighter, FM-like audio with an open, fatigue-free quality that attracts listeners and holds them.



STL




RF Site



Studio



Rack Room



Mid-South: 1-877-391-2650 Bob Mayben
 Central: 1-731-695-1714 Bernie O'Brien
 West Coast: 1-866-673-9267 Doug Sharp
 Mid-West: 1-513-899-3036 Mary Schnelle
 South-Atlantic: 1-770-632-1295 Art White
 North-East: 1-315-623-7655 Jim Peck
 South-West: 1-210-775-2725 John Lackness
 North Central: 1-513-376-8600 Pam Leffler
 Pro Audio: 1-877-640-8205 Ric Goldstein
 Latin America: 1-760-650-1427 Lily Massari



www.SCMSinc.com

World Radio History

Contact SCMS at any of its offices to discuss your needs

1-800-438-6040

Bob, Ernie, Matt, Mike or Andy
 HQ in Pineville, NC

Nanotech Ready to Rock the Radio Industry

Atomic Size, Low Power and Noise, High Fidelity And Linearity Are Just the Beginning

by Ed Ritchie

Is radio the next hot industry for nano-technology?

With major university programs announcing breakthroughs in nano-scale radio devices, something is afoot. But why are researchers focusing so much attention on radio? Because when it comes to marketable products, nano has been big on promises, but small on delivering, according to Dr. Peter Burke, Ph.D., associate professor of electrical engineering and computer science at the University of California, Irvine.

waves wirelessly and convert them to sound signals through a nano-sized detector. In this age of micro computer chips, the announcement was still a newsworthy event.

The "carbon nanotube radio" device is thousands of times smaller than the diameter of a human hair. Burke's demonstration had the detector integrated into a complete radio system and used it to transmit classical music wirelessly from an iPod to a speaker several feet away from the music player.

While carbon nanotubes are still a very young technology, they detect radio waves

complete, nano-sized radio system.

Moreover, the study shattered doubts about the feasibility of manufacturing nano-scale radio component, ones that could lead to a "truly integrated nano-scale wireless communications system."

In fact, just such a system was recent-

ly announced by John Rogers, a professor of Materials Science and Engineering at the University of Illinois.

Rogers developed a nanotube-transistor radio system based on a heterodyne receiver design consisting of four capacitively coupled stages: an active resonant antenna, two radio-frequency amplifiers and an audio amplifier. Headphones were plugged directly into the output of

The noise, linearity and fidelity that are important for radio communications can actually be improved with this technology.

— Dr. Peter Burke,
University of California, Irvine

"In electronics there has been a shortage of demonstrations," says Burke. "We have had many 'proposed' real-world applications, but not enough demonstrations."

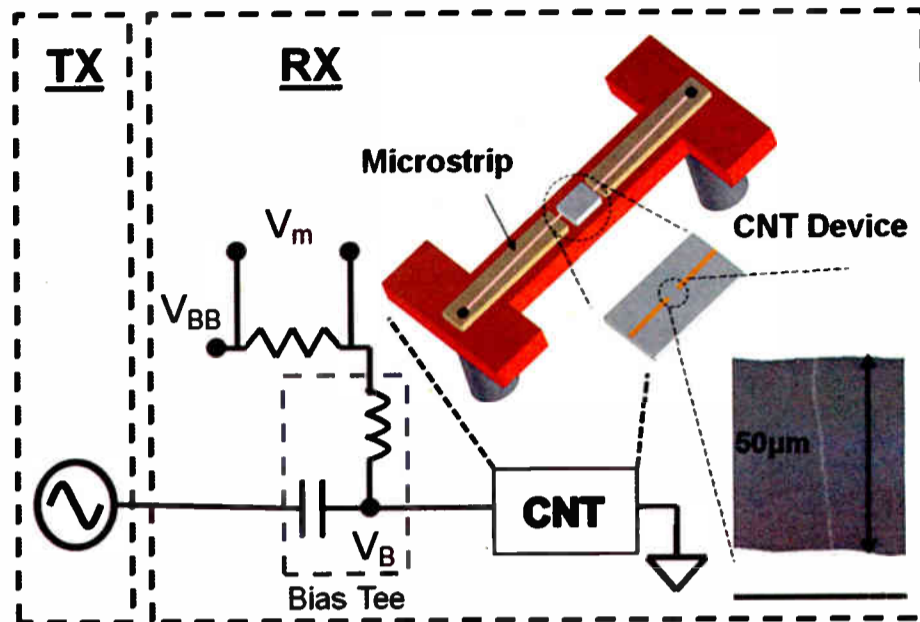
Burke notes that announcements touting denser memory or faster CPUs require low-cost manufacturing which hasn't arrived yet for nanotechnology, whereas his goal was to show a real-world application.

In October 2007, Burke and his team announced the world's first working radio system that could receive radio

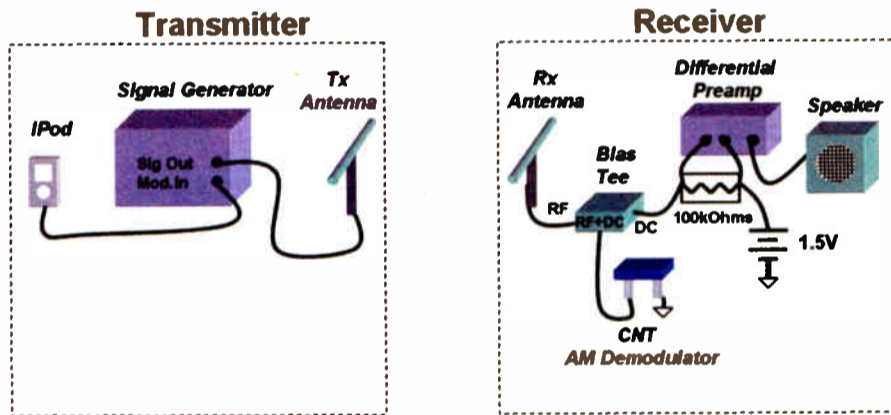
by using the same principle as an old standby of AM, the crystal diode radio.

"The only difference is that instead of the crystal we're using nanotubes," said Burke. "There's no limit to the frequency it would work at, and we actually used a one gigahertz carrier wave that we generated in the lab because we wanted our own little radio station."

Burke is the first to admit that his wasn't the first nano-sized radio wave detector demonstration, but he says the project broke new ground by creating a



Carbon Nanotube Diagram



Carbon Nanotube Radio Setup

a nanotube transistor. The design incorporated seven nanotube transistors into each radio. During the demonstration, researchers tuned to WBAL(AM) at 1090 kHz in Baltimore and heard a traffic report.

Making the tiniest radio isn't the ultimate goal for Rogers. Instead, the nanotube radio represents a milestone for proving that the technology is commercially competitive.


In benchmarking studies against silicon, measurements indicated significant advantages in comparably scaled devices. The ongoing research in nanotechnology has produced evidence that carbon nanotube transistors can be used for manufacturing low-power, high-speed transistors.

Not surprisingly, such potential is receiving support from industrial sectors and the U.S. government. Roger's project was done in collaboration with radio frequency electronics engineers at Northrop Grumman Electronics Systems in Linthicum, Md. The National Science Foundation and U.S. Department of Energy provided funding.

The interest is justified, says Burke. "The noise, linearity, and fidelity that are important for radio communications can actually be improved with this technology," he said.

All I Want For Christmas Is A Balsys Studio!





The Balsys Companies provide a full range of services:

- Studio Conceptual Layout featuring optimum workflow and flexibility
- Custom Furniture design and fabrication
- Equipment Specification & Procurement
- Project Coordination
- System Prewiring, Test, & Documentation
- On-Site Installation & Training

The Balsys Companies
 930 Carter Road #228 - 234
 Winter Garden, FL 34787
 Tel: 407-656-3719 • Fax: 407-656-5474
www.Balsys.com • Sales@Balsys.com

Where Will Radio Bounce Next?

As Mobile Multimedia Comes of Age, Radio Must Reinvent Itself Yet Again

We're well aware of the resilience of radio and its ability to prove the doom-sayers wrong time and again. The medium has not just weathered numerous onslaughts from other, younger competitors, but thrived and grown in the process.

This has led some to label it "the perfect medium," given its combination of ubiquity, cost-effectiveness and agility to adapt itself to a changing environment, both technically and commercially. Indeed, would-be competitors still have a high bar to jump if they wish to steal significant market share from the radio broadcasting medium.

In the past, whenever a new competitor stands up to potentially block radio's path forward, radio simply has bounced off, retaining its momentum on an altered trajectory.

Yet such competitors continue to emerge in this contact sport, so radio cannot rest.

Mobile multimedia could challenge radio's long-standing lead in portability.

The latest entrant is mobile multimedia, which could challenge radio's long-standing lead in the area of portability. How and in what direction will radio adjust its course to maintain velocity with this new obstacle?

Mobility rules

The new players in the mobile space are myriad.

First is wireless broadband Internet, currently rolling out via a number of mobile networks, and served by numerous platforms and devices. The two main flavors of this service are WiFi and 3G, and although the devices, coverage and service plans available to consumers vary greatly among those technologies, their bottom line within this discussion's context is the same: Users of any such service generally have access to any streaming media Web site on the Internet.

Of course, one simple approach that radio has already begun is attempting to beat these players at their own game. Many radio stations have launched their own streaming media sites, some that simply duplicate their on-air service, while others include multiple additional streams and/or on-demand content offerings. This is an important competitive strategy to continue to pursue.

Another counteracting method is the industry's attempt to put broadcast radio receivers on these new devices. This may not fare so well, given that wireless operators generally control the design of these devices, and the inclusion of radio receivers on board is not necessarily in

those operators' interest. That could change as new device-openness rules and agreements come into force, but for now this strategy remains largely an uphill struggle.

Several other new options are coming to the table, however. The interactivity that some mobile devices have added for the purchase and downloading of music discovered via FM radio is a welcome trend that may be well exploited soon, to radio's ongoing benefit in this new environment. A few third parties have also

targeted radio stations as part of their strategies for building mobile social networks, and radio may enjoy future fruits from such partnerships, as well.

TV goes mobile

The next competitor on the horizon is mobile television, which also comes in two flavors. One is the sort provided by mobile telecom operators, either within their 3G networks, or via a third-party broadcast delivery service such as Qualcomm's MediaFLO.

The other approach comes from the fast-moving world of ATSC-M/H (Mobile/Handheld), the DTV standard under development for mobile broadcast-

The Big Picture



by Skip Pizzi

ing by local terrestrial television stations in the United States.

The latter service could begin to be
See MOBILE, page 31 ▶

Trade Up. Save Big.

Upgrade to Google Radio Automation and keep \$1000's in your pocket. (But you'd better hurry.)



Here's the deal:

Trade up to Google Radio Automation from any competing automation system before October 31 of this year, and we'll give you our software absolutely free. That's right—a value worth up to \$10,000 per station (restrictions apply).

Hurry—this offer won't last

For complete details on this offer and to view our online demo, please visit www.google.com/radioautomation, or call us at 800.726.8877.



A Heritage Project for DR Archives

In Denmark, a Big Radio Organization Embarks on an Ambitious Preservation Job

by Marc Maes

Danish public-service broadcaster Danmarks Radio is implementing a digital archive project to safeguard its history for the future benefit of journalists, historians and the public.

According to Cultural Heritage Project Director Tobias Golodnoff, DR has several main goals: to preserve and safeguard audio material, to ensure that DR makes the archives broadly available and, along with the rest of the arts sector, to build a digital strategy to secure archives of benefit to the educational sector.

Internal analysis

"DR played a pioneering role in bringing digital to radio, with Web radio in 1996, the launch of DR Classical, offering round-the-clock classical music in 1999," said Henrik Heide, commissioning editor with DR.

"And today," said Heide, "DR operates some 30 Internet radio channels and offers 15 DAB radio channels, with over 250,000 DAB receivers sold in Denmark."

In 2007, the combined DR channels had a 69 percent share of the market, leaving commercial competitors Radio 100FM and SBS far behind, with 7 and 4 percent respectively.

DR, financed by the government under a four-year agreement, employs some 3,000 staff and recently moved to new headquarters.

However, said Golodnoff, the public service contract with the government's Ministry of Culture does not say anything about digitization or archiving.

During the planning phase for its relocation, DR conducted an internal analysis to see what it would cost to secure its archives.

The estimate was about 300 million Danish kroner, or about \$58 million.

"Money we did not have," said Golodnoff. "In 2006," he said, "the Danish government issued special funding of 10 million euros (\$14 million) to start the digitization process and I am convinced that, in the next two or three years, we will somehow find the other resources necessary."

DR set up a special department, with Golodnoff as project director, assigned to digitize the archives and to prepare them for production.

Vintage material

"We are talking about some 575,000 hours in total, of which 80 percent are radio sound files," said Golodnoff, "basically DAT and quarter-inch open-reel tapes."

In all, said Golodnoff, DR has 350,000 hours of audio stored on DAT — "the complete 1/1 collection of everything we broadcast on all of DR radio channels since 1989."

Another 120,000 hours of quarter-inch tape contain live recordings, production footage and vintage material. Archiving vinyl records and CDs does not form part of the project.

The digitization project is different from the DR digital log, a self-developed system DR uses to back up its programming. That archive is shared with the DR online environment, the disk-drive stations and desktop computers, allowing DR collaborators to produce radio from virtually any workstation in the building.

Golodnoff said that even though DR has a well-equipped digitization department in-house, the public broadcaster opted to contract with an external company to take on the huge assignment.

"We can digitize any format available but we operate differently from archiving companies. We digitize 'ad hoc,'" he said.

Special consultants


"It is quite expensive too and, for the archiving project, we tried to use economies of scale, covering the whole digitization from scratch to end," said Golodnoff.

DR digitization team do "excellent" work and are operating as special consultants for the whole project. "We have got really good deals because we have these very skilled experts on board and know exactly what we would like our collaborators to help us with."

DR, as a public broadcaster, issued a European Union-wide call for bids for the assignment, which included two video archiving tasks alongside the extensive radio inventory.

Belgian company Memnon won the tender for the complete DAT project. The quarter-inch material is in better condition and will be part of a later digitization phase, said Golodnoff.

DR CULTURAL HERITAGE PROJECT



Cultural Heritage Project Director Tobias Golodnoff

"There are a lot of private vendors that are better equipped for this kind of digitization," he said. "Also, when, in 10 years or so, the process is finalized, we will not need that kind of specific competence internally, so it would be a waste of money to build up a huge digitization unit we would then have to close."

However, said Golodnoff, the in-house

DR signed the contract with Memnon — said to be the largest digital archiving assignment in Europe in recent years — in July. The Brussels-based company gained experience with earlier jobs for Radio Suisse Romande, the British Library and the Institut National de l'Audiovisuel in France.

New knowledge

Since its launch in 2005, Memnon had already digitized over 60,000 hours of archives.

"The DR contract is very important for us," said Michel Merten, founder and managing director of Memnon, "because it underlines our ability to digitize huge quantities of audiovisual archives."

The industrial-scale archiving job for DR involves the use of Sony Broadcast DAT players to create thousands of petabytes of PCM WAV audio files.

"Once digitized, the DAT collection will be interesting for research because it will contain everything that was ever broadcast since 1989. Cultural heritage is a large investment, but it does make sense," said Golodnoff.

According to Golodnoff, the project will help DR make "better and more" radio. As well as safeguarding the heritage, he said, it will also generate a lot of new knowledge. "That is undoubtedly the most visionary part of this digitizing project."

Since the archive will remain part of the public domain, DR will not use it commercially but will make the material available to the public via the Internet, hopefully in 2009.

Marc Maes is a free-lance media and music industry journalist based in Antwerp, Belgium. Contact him via e-mail at maesant@antwerpen.be.

Studio applications can't have noisy cooling fans.

Middle Atlantic's Ultra-Quiet Fan Panels (UQFP) are designed for quiet operation. In fact, they are so quiet and efficient you might just forget they are there!

- Thermostatically controlled – only run when needed
- Processor-controlled variable speed
- Provides local or remote overtemp notification
- Local display for easy temperature monitoring
- Winner – SCN Installation Products Award

Let your sound come through – not the noise.

Quiet impact.

Silence is golden.
Consider us platinum.™

Call us for details 800-266-7225 | www.middleatlantic.com

EXCEPTIONAL SUPPORT & PROTECTION PRODUCTS™

Middle Atlantic Products

Nano

► Continued from page 28

"It's still speculative but there are good physics reasons. The current flows in only one direction because the wire is so tiny. It can only go forward or back, but not left, right, up or down. In the Illinois work there are a lot of wires in parallel to get enough signal, but each electron flows through one tube at a time. Of course, no two electrons can be in the same place at the same time so the noise and current that flows is actually correlated and the randomness is somewhat reduced because of this principle."

With such advantages, the next question would be how long until we see products.

Burke notes that major corporations and research institutions are engaged in a race to bring such products to market, and he too is on a fast track to commercialization.

In 2006, he launched RF Nano, with \$1.5 million in venture capital, plus funding from the U.S. Army and the National Science Foundation, for carbon nanotube antennas, FETs and integrated nanotube systems. Burke says he has received interest from radio industry manufacturers and others in related fields, but there are still some manufacturing issues to address.

Rogers is a little more optimistic. He announced that nanotube devices and circuits are now possible, thanks to a novel growth technique developed with colleagues at the University of Illinois, Lehigh and Purdue universities.

The breakthrough produces linear, horizontally aligned arrays of hundreds of thousands of carbon nanotubes, and they function collectively. Moreover, the process produces a thin-film semiconductor material so the arrays can be integrated into electronic devices and circuits using conventional chip-processing techniques.

The analog radio frequency market offers great potential for Rogers, and a scenario where products filter down from the military is likely, according to predictions from Dr. John Przybysz, Ph.D., a University of Illinois alumnus and a senior consulting engineer at Northrop Grumman.

Przybysz says nanotube technology is a breakthrough in power requirements for military sensor systems because they perform equally with other microwave transistors but use much less power than today's semiconductor devices. For example, batteries that expired after two days of use could now last up to two weeks due to the lower power consumption of nanotube transistors.

Ultimately, whether it's a military application or commercial, nanotechnology is viewing radio as an industry with high potential for short-term applications.

Looking a little farther out, Burke believes that the potential isn't limited to traditional radio communications.

"Our radio receiver is atomic scale but the battery and antenna are large," says Burke. "If we eliminated the battery and reduced the antenna we could insert it into an individual cell so we communicate information back and forth between the cell and the outside world. It's more futuristic, but it's also more exciting."

Comment on this or any article to radioworld@nbmedia.com. Contact the author at eritchie@pacbell.net.

Mobile

► Continued from page 29

put in place soon after the analog TV shutdown, and although some of the telco-delivered services are already available, these too will likely ramp up strongly around that same time.

Although all of these services target television delivery to mobile and portable receivers, they all also include the provision to supply audio-only services. As such, they represent a considerable new threat to radio listening on the go.

Once again, it is unclear whether the receivers of any mobile television service will also contain broadcast radio tuners. Thus it may be wise for radio broadcast-

ers to also partner with these service providers to deliver radio content via their new conduits.

Many of these services will be locally compiled, so it's conceivable that radio stations could align with the various service providers to present either discrete content elements or full-time service streams on the new delivery platforms. Getting in early will likely be advantageous, so it's not too early to begin these discussions now.

Working with fellow broadcasters on the ATSC-M/H side could be an easier negotiation and a better fit for radio stations, but some popular radio services also might find themselves a spot within a suite of telco-operated mobile multimedia services, in their home markets or

elsewhere.

Given these developments and their relatively fast pace of progress, it makes sense for local radio broadcasters to become familiar with these technologies (if they aren't already) and stay abreast of the latest details as they emerge.

Note also that beyond simply arranging for carriage on these new services, radio producers also may need to create new content targeted to the specific platforms involved.

Radio has always had great strengths in the mobile and portable environments. It may need this next nudge to remain alive in the competitive pinball machine that digital media has become.

Skip Pizzi is contributing editor of Radio World.



Finally, a super-compact ultra-portable broadcast mixer that's ready to go when you are. It's loaded with the staples big professional radio consoles have to ensure your shows come off without a hitch. And unlike the big boys, it's got a bell and whistle or two that makes it the essential centerpiece of your next remote broadcast or emergency studio.

Intuitive and easy to use, with large color-coded controls and bright LED meters, it gives you superb audio quality with ten mic and line-level inputs across six mixing channels for real versatility. And you can seamlessly add a guest announcer with their own headphone mix with our optional Multiphones MiniPod.

With its built in DA/AD audio codec via a USB port, simply connect the SixMix to any USB-compatible computer and you're on the air. Use your favorite software to serve up tunes or any

recorded program material through the SixMix. Push your program back to your computer for recording or streaming. Need to send a separate feed to another PC or server? There's even a dedicated S/PDIF port to handle it.

Factor in its cue speaker and automatic monitor muting, mix-minus output, comprehensive headphone and monitor systems, plus a wealth of output options and it's clear to see that SixMix will transform your laptop or desktop computer into a full-fledged professional broadcast studio.

SixMix. You're on the air.



Henry Engineering • 503 Key Vista Drive, • Sierra Madre, CA 91024 USA • T: 626.355.365 6 • F: 626.355.0077 • email: Info@henryeng.com
www.henryeng.com



Buyer's Guide

Radio World

Internet Streaming & Services for Radio

October 22, 2008

USER REPORT

Orban Optimod Over the Air, Down Under

3G and Broadband Radio Network Uses PC-Based Optimod to Prep Its Signal

by Ben Haylock
Technology Systems Manager
Stripe

SYDNEY, Australia Stripe is Australia's first 3G and broadband radio service, delivering multiple channel, digital quality stations nationwide. The service supports access via 3G mobile phones, and via fixed or nomadic broadband Internet.

We're real, live radio, broadcasting in LC-AAC and HE-AAC for the ultimate in quality at our chosen bitrates.

Selecting a processor

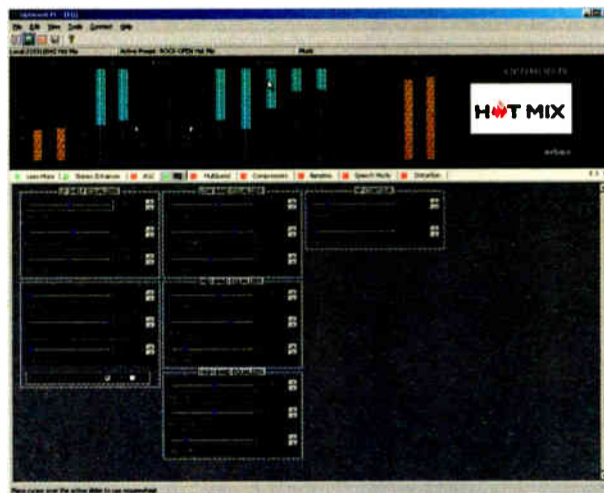
I selected the Orban Optimod as our encoding and processing system in July 2007, based on a thorough knowledge of, and examination of, the systems on the market.

Too many initiatives in IP radio and television have never gotten off the drawing board, or never gotten out of the sales executives' PowerPoint presentations. Many large vendors were not able to bring their technologies to market in a realistic time frame for me to consider them.

Indeed, my insistence on pursuing only vendors that had released and demonstrated testable solutions has served our business well. The other major competitors in consideration had announced products in April 2006 and as of December 2007 had not yet provided me with a production sample for evaluation.

The Optimod card is a full-length, and full-height, PCI card. This is an important consideration when designing a host hardware system, as many widely-used commodity servers cannot accommodate its size. Then again, with an audio solution as good as Optimod, you ought to be selecting server hardware that is a notch above "commodity."

The card ships with an optional factory-built breakout cable, with all of the analog and digital inputs, and outputs, ready to go. Secure the cable to the card via the multipin interface, and then interconnect with your radio plant. I elected to purchase some premade cables, and to have others made to my requirements by a local integra-



One of Several GUI Interfaces Available

tor, to Orban's precise and documented specifications.

My first systems took one card only, and processed a single Stripe station. Our current platform build uses multiple cards on the one host server, via an external industrial-hardened PCI chassis. The Orban multiple-card driver handles all the communication in this scenario, no sweat. The card, DSP and driver have also been engineered to be clever; if the host computer suddenly powers off but the chassis is still powered, the Optimod cards will continue to operate.

This means users can keep using the inputs and outputs of a radio source, including the post-processed monitor output, providing the user with the ability to manage the chained/redundant flow of signal to an auxiliary encoding host.

Tweaking

Our designated digital audio specialists control the Optimod card via a control panel and its fine-grained processing interface.

Are you a slider master? Tweak them to your heart's content. Are you a "less/more" person? Nudge those controllers to manipulate a preset. Do you use external engineering consultants? Let them work their magic on your system, then save those settings as a preset for your business.

Having an entire Orban processor on a card gives

users the power to meet their source requirements; but the destination outputs are where the Opticodec software steps in. "Talking" natively to each Optimod card, users are provided with the ability to start an independent instance of Opticodec for each type of output chosen for encoding. According to Orban, future revisions of Opticodec (and the Optimod driver) will provide a service-oriented, unified user interface, add a method to control and manage all of your encoding types.

We prepare our radio stations for delivery to 3G mobile phones, and to broadband (or not-so-broad-band) computers and devices running Windows, Mac OS X or Linux. Each encoded bitstream is standards-based MPEG-4 audio, tailored for each delivery method. Targeting the native media player on a 3G handset, and the Flash 9 player on personal computers, gives us an "effective net zero" installation requirement for our listeners.

The Opticodec is the only way to deliver real, live, radio in the highest quality possible, natively to a simple Flash-driven Web page or Adobe Air standalone applet.

The bitstreams exit the encoding cluster over TCP/IP on Gigabit Ethernet, and are transmitted to our delivery infrastructure.

The Orban team clearly has put in extraordinary effort to ensure "compatibility with standards adherence" to major IT or telecom vendors' systems; we were on-air the first time we clicked "encode." No fuss, even though we use a sophisticated network topology providing resilience, redundancy and availability for our platform.

The proof is in the listening. Our unsolicited reviews from listeners have them jumping out of their skins at the programming and the sound. Many listeners use digital audio cables to interface with home theatre systems, and they apparently often upset their neighbors when they crank up their favorite tunes.

Stripe listeners usually run through a spectrum of experience with us: happiness that it "just works" and they have audio clarity; amazement, that when they prick up their ears, Stripe sounds really great; doubt and skepticism, that we can deliver such quality reliably at such low bitrates; astonishment that other radio networks persist with substandard IP delivery; and eagerness to experience more content, more stations, more often because they find it a pleasure to listen.

For more information, contact Orban at (480) 403-8300 or visit www.orban.com.

OMT introduces the most advanced software in radio!

 **iMediaTouch**

Radio Automation Software

We proudly introduce iMediaTouch v3 - Our 5th generation release includes an exciting set of new features based on collaboration with our customers and technology partners.

iMediaTouch v3 is the most advanced automation system for any format, any single station operation, or any group.

 **iMediaLogger**

Digital Logging Software

iMediaLogger set a new standard in software based audio logging, archiving, skimming, and storage, delivering the simplest way to manage each and every one of your recording needs with just one workstation.

OMT introduces iMediaLogger v3, making radio's #1 digital logger even more versatile!

 **WebSecure+**

Secure Storage & Distribution

When combined with iMediaLogger, WebSecure+ provides a secure managed storage and distribution center for the automatic ingest of iMediaLogger audio recordings.

Podcasting, storage and internal distribution are just some of things WebSecure+ can do.

StudioHub+ Inside



Plug and play your next installation with Radio Systems Millennium Broadcast Consoles now with StudioHub+ inside — the Broadcast Wiring Standard!



ANALOG Two inputs per channel with fully agile - mic thru line sensitivity on every input • Soft touch, LED lit ultra-wear rubber keypads • Two stereo program buses with TEL mix minus bus output • Up to four additional mix-minus outputs available • Full metering and monitor section • Up/down clock/timer with master sync capability • Complete GPI channel remote control provided for all A & B inputs • Available in 6 / 12 / 18 / 24 channel frame sizes




DIGITAL AES/EBU or analog on any input channel • Mic thru line sensitivity on every analog input • Soft touch, LED lit ultra-wear rubber keypads • Two stereo program buses with TEL mix minus bus output • Ten fully programmable mix-minus outputs — standard • All outputs provided in analog and digital simultaneously • LED VU or PPM metering and full monitor section • Up/down clock/timer with master sync capability • Complete GPI channel remote control provided for all A & B inputs • Available in 6 / 12 / 18 / 24 channel frame sizes



NETWORK Six IP audio Livewire channels with LCD selectors • Local input channels with two inputs per channel / analog or digital / mic thru line • Soft touch, LED lit ultra-wear rubber keypads • Two stereo program buses with TEL mix minus bus output • Ten fully programmable mix-minus outputs — standard • All outputs provided in analog and digital simultaneously • Full metering and monitoring • Up/down clock/timer with master sync capability • Complete GPI channel remote control provided for all A & B inputs • Available in 6 / 12 / 18 / 24 channel frame sizes

ANALOG is good. There are over 4000 analog Millennium consoles in service today and we continue to manufacture and ship analog consoles every day. That's because these boards are inexpensive, sound great (with specifications that rival and exceed many digital designs) and have enough features for many small and medium market applications. For more demanding applications, our analog consoles optionally can be equipped with additional mix-minus outputs, distributed output busses and redundant supplies making them even more capable and still a great value.



Going **DIGITAL** is a process. Radio Systems eliminates some of the stress with our NO CHARGE Digital upgrade program. For the life of your console we will swap any analog plug-in card for a digital one (or vice-versa) allowing you to gradually transition your studio to digital. You can even start out all analog and convert one channel at a time as digital arrives in your facility. But from day one your Millennium Digital console will output pristine digital audio to feed your air-chain processor and produce up to ten fully configurable mix-minus feeds.

At Radio Systems, our **NETWORK** is IP Audio by Livewire®. We've adopted this proven multi-channel standard from Axia® and installed it in our digital consoles. But we left local inputs as well to create the perfect hybrid of stand-alone and network capabilities. This way Millennium Network consoles easily mix local studio sources and connect to all Livewire enabled devices using standard Ethernet switches.



StudioHub+® is the glue of our entire console line. Use our award-winning CAT-5 wiring system to simply and quickly plug any source into any console channel. Or, easily configure custom talent panels and even interstudio tie line connections. And its value doesn't end after the installation is over. RJ-45 connectors allow new sources to be added at any time and makes trouble shooting easy.



*Livewire is a registered trademark of TLS Corp.
StudioHub+ is a registered trademark of Radio Systems, Inc.*



601 Heron Drive • Logan Township, NJ 08085 • Phone: 856-467-8000 • Fax: 856-467-3044 • www.radiosystems.com

USER REPORT

CloseNow Solves Closing Confusion

Small Ohio Multimedia Cluster Helps Develop Emergency School/Business Closing Software

by Kurt F. Heminger
Vice President
WFIN(AM)/WKXA(FM)
Findlay Publishing Company

FINDLAY, Ohio Operating a small multimedia company in northwest Ohio, school delays and closings are an important part our business.

Having the most up-to-date and accurate delay and closing information is vital, as our radio listeners have come to depend on us for this important information.

Locally, our company includes two radio stations, WFIN(AM)/WKXA(FM), two daily newspapers and an Internet design/hosting business, among other media-related divisions.

In the old days, up until about four years ago, like most other radio stations, school officials would call our radio stations to be added to our list of delays and/or closings.

This list was read on-air and could be quite lengthy. This was challenging as our morning show hosts and news anchor were not only having to provide entertaining and informative morning shows, but they were also answering the telephones to receive the school delay/closing information from the school administrators, and making sure each studio had an up-to-date and accurate list.

Of course, Little Johnny was also calling to see if he had to worry about the homework he didn't complete last night.

With the arrival of the Internet, one of our computer-savvy morning show hosts created a spreadsheet that we posted online, indicating the status of all area schools. This was a tremendous leap forward, but we wanted to take this to the next level.

What we needed was a software vendor that had an existing software applica-

tion for school delays/closings providing school administrators access to change their school's status either through a Web-based interface or through a dial-up



The WKXA Studio With Custom CGS CloseNow for Radio on the Screen

application.

We needed this information to be posted automatically online, and we wanted our listeners to be able to sign up for e-mail and text message alerts for their particular school. It was a tall order.

Early 2007, we talked with various vendors and CGS InfoGraphics Automation was the only one that almost met our needs.

They had most everything we were looking for; and they were planning to provide text alerts in the fall of 2007. We felt confident partnering with CGS for this important segment of our radio station information. We were, if not the first, one of the first radio clients for CGS and what would be called CloseNow for Radio.

During the summer of 2007, we ordered our server and began creating the

database for all the schools in our listening area. This was not a huge chore as we already had a lot of the information from being in the school delay/closing business for a lot of years.

We had the CGS server configured and in place soon after the new school year

started. Letters were sent to all the schools with their unique organizational ID, password and detailed instructions on how to access and use the automated system. Schools can still call the radio station in the event they misplace their login information, etc. Text alerting became a reality in November, so at that time we launched the e-mail and text alert service. Through CGS's tech support team, we worked through various issues and bugs throughout the school year.

Feedback

School administrators love the fact they can call in and change their school status from the road while checking road conditions or from the computer and don't have to worry about getting a busy signal when calling the radio stations.

Our telephone traffic has decreased substantially since we've implemented CGS.

As with any project, there have been challenges. The only major problem we've encountered was sending text alerts to Verizon Wireless customers. The problem was that due to spam controls within the Verizon network their users were not able to receive our text alerts. As Murphy's Law would have it, most wireless customers in our area use Verizon. This was a major issue that has since been resolved.

At times, I've felt we have beta-tested this product for CGS. I guess that comes with the territory, when you're pushing the edge on something new. From day one, we've asked for a lot of modifications since our needs are quite different than those of television.

CGS understands this and has been, in my opinion, open and responsive to our requests. I think together we have created a solid radio school delay/closing information system.

Additionally, this has been an additional source of NTR for our radio stations, as we've secured sponsorships for the Web page, e-mail and text alert messages. For additional exposure, our newspapers link to the radio station's delay/closing page. Also, our county sheriff has been so impressed with the ability to distribute timely information, we've created a mechanism within CGS for sheriff officials to access the system to propagate certain local emergency information.

With CGS, we believe we have a dependable method for providing accurate and timely school delay/closing information and local emergency information to our community.

For more information, contact CGS InfoGraphics Automation at (859) 299-4081 or visit www.cgsautomation.com.

TECH UPDATE

YouCastr Bets on Sports

YouCastr labels itself as a "live Internet sports broadcasting network," aiming to set it apart from the streaming competition. Its YouCastr Pro service is the streaming service, streaming only sports talk radio stations.



Besides Flash-based streaming YouCastr Pro offers live chat, live polling, live broadcaster questions and automatic podcasting of shows. Station and listener blogs are also available.

YouCastr Pro can provide analysis of listeners including show analytics, episode analytics, listener engagement indices, listener demographics and aggregate data over specified times. YouCastr Pro is aimed at simplified installation and operation. Typical installations involve a single station-based computer feeding the YouCastr server system.

For more information, contact YouCastr at (617) 968-3624 or visit www.youcastr.com.



Don't take a chance with your timing needs. Trust the name broadcasters have counted on for precision master clocks and timing-related products for over 35 years—ESE. Our products accurately synchronize broadcast operations using a choice of GPS, WWV, Modem, Crystal or line frequency for affordable, reliable, perfect time.

Visit www.es-web.com to witness world-class timing systems that are designed for easy installation, set-up and operation.

142 Sierra Street
El Segundo, CA 90245 USA
Tel: (310) 322-2136
Fax: (310) 322-8127
www.es-web.com



TECH UPDATES

Barix Instreamer Aids Web Streaming

The Barix Instreamer range of IP audio encoders is suitable for radio broadcasters who wish to stream radio programming online in real time.



The Instreamer-100 is an intelligent streaming component that can feed live audio directly into a server infrastructure for Internet radio distribution and live online broadcasting. Audio is encoded in real time, and the generated audio stream can be distributed over the Internet via Shoutcast/Icecast servers.

The Instreamer-100 converts audio from any analog or digital device into high-quality MP3 streams, which provides a bandwidth-efficient way to transport audio over an IP-based network to multiple studio points for local broadcasts. Audio quality is maintained throughout the distribution chain, and can be received and decoded at the destination studios using Barix Exstreamer IP audio decoders.

The Barix Instreamer-100 can be managed via a Web browser interface using PCs, Web pads, PDAs or other Web-enabled devices. With serial and Ethernet control APIs, open IP standards and the MP3 format, the device can be integrated with other components or controlled by automation systems.

An optional stick-on transmitter allows for additional IR-enabled devices to be controlled remotely via the network connection, enabling users to control audio sources from an external site.

For more information, contact Barix at (866) 816-0866 or visit www.barix.com.

Targetspot Is an Ad Marketplace

TargetSpot is an advertising marketplace designed for Internet radio.

The online ad platform allows advertisers to create, buy and place advertising messages on hundreds of streaming audio



stations, including outlets of CBS Radio, Entercom Communications Corp. and Nassau Broadcasting.

The company says it enables traditional and Web-only broadcasters to generate revenue from online streams by offering targeted, high-quality audio, preroll and banner advertisements to a range of advertisers. Advertisers use TargetSpot to reach engaged streaming audio listeners through national campaigns and/or target listeners by station, location, listening preferences and demographics.

For more information, contact Targetspot at (212) 631-0500 or visit www.targetspot.com.

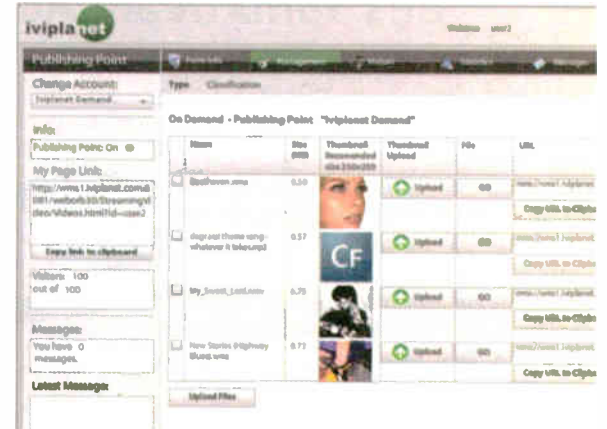
Ivplanet Streaming, for Pros or Beginners

Ivplanet can provide streaming for a station's current feed or for those just starting. The company said it can provide packages containing all of the hardware needed to get going in Internet Webcasting.

Ivplanet recently launched a new user control interface, enabling users to have control on the Windows Media streaming service. This interface allows pull or push mode configuration; displays current connected players; provides statistics minute-by-minute, 24 hours a day, weekly and monthly; provides outgoing bandwidth details; assembles by-country audience details; offers banning and access controls; and creates an automatic URL page with listings of a client's station logo, available Web streams, player options and content summaries.

The company says it is managed by audio engineers, video and audio broadcast professionals and IT programmers. Ivplanet works with both broadcast and Internet-only stations, providing services from setup, configuration and help in selecting equipment; it is also a software developer.

For more information, contact Ivplanet at (866) 706-6247 or visit www.ivplanet.com.



PHOENIX MOBILE Multi-Function Portable Audio Codec

SHIPPING NOW!



Professional Solutions for Remote Broadcasts

General features:

- Portable Audio Codec with Ethernet Connectivity for doing remotes
- Remote audio over any IP network, right out of the box
- Accommodates two optional comms I/O modules
- PSTN/POTS and ISDN TELCO modules available now - more coming soon

Unique design features:

- User configurable digital mixer (cross-point and summing)
- Analog mic and line inputs
- Dynamically processed analog inputs (DLPs)
- Mic phantom power

Additional features:

- Independent Main Program and Coordination / Talk-Back channels
- Advanced user interface & crystal clear color display
- Optional high-power Li-Ion battery
- Built with ABS material and includes a transparent protective cover
- Complete mobility: Use with shoulder strap or place on a table top
- Compatible with most manufacturer's codecs both in IP (N/ACIP EBU Tech3326) and ISDN
- Superior performance at a very competitive price



AEQ - Professional Grade Audio and Communications Equipment

- Digital And Analog Audio Consoles And Routers
- Wireless Transceivers For Radio And Television Remote Broadcasts
- Applications Include Talk Shows, Multiplexing, And Multi-Conferencing
- Professional Pocket-Sized Audio Recorders
- Automation Software For ON-AIR, Production, And News
- Multiplexers, A/D Converters, Monitors, And Digital Commentary Systems For Large Or Small Sporting Events

For prices and demos call:

Toll Free: 1-800-728-0536
Tel: 1-954-581-7999

web: www.aeqbroadcast.com
email: sales@aeqbroadcast.com

TECH UPDATES

BE's SoniXstream Adds Live iTunes Streaming and Ando Media Ad Metrics

Ando Media ad metrics and iTunes streaming are the latest additions to Broadcast Electronics' SoniXstream Internet broadcasting system.

It is used by radio stations to add music and other programming to their Web sites. It is a suite of applications including ad insertion and Internet delivery tools. BE says SoniXstream eliminates AFTRA concerns, network uptime issues and other Internet streaming functions outside the scope of the typical radio station.

SoniXstream supports Windows Media and MP3 streaming, including live hosting services and tools for customizing Web tuners based on station branding and preferences, such as enabling rich media graphics to be displayed in synchronization with audio. The system has



browser-based program scheduling tools and format clocks that can include ad positions for inserting in-stream ads as a replacement of AFTRA-based on-air ads.

Now, a new capability enables SoniXstream stations to stream content live to iTunes devices (a category within iTunes acts as the portal for streaming station content), with live streaming to iPhones to follow this year or early next.

Also new: Ando Media ad insertion and Web support brings new ad injection and detection capabilities to the SoniXstream station, with real-time audience measurement support and services for targeting ads based on

detailed impression data.

SoniXstream customers have access to usage statistics to predict and measure advertising exposure. BE says this feature is important because Internet advertising is based on cost per 1,000 impressions (CPM). Advertising schedules are usually sold in blocks of impressions, or frequency of impressions over a defined period of time.

Ando Media generates the total number and demographics of listeners at any given time, plus converts online listenership data into traditional radio metrics, such as average quarter hour (AQH) and cume information.

SoniXstream studio packages include hardware, software, hosting services, Web-based management tools, ad-insertion application, brandable media player and optional music channels.

For more information, contact Broadcast Electronics at (217) 224-9600 or visit www.bdcast.com.

STATION/STUDIO SERVICES

YOU!

...like promotions that are easy to sell, a pleasure to air, and make you lots of money? We're all about that. Please take a moment to visit GRACEBROADCAST.COM and check out our :30- and :60-second "Sales Boosters." FREE demos, money-making sales helps, and ridiculously healthy returns await.

Neat Ideas. Free Demos.

GRACE BROADCAST SALES
Sound Ideas for Building BusinessSM

Questions? Call us toll-free (888) 472-2388.
www.gracebroadcast.com

Market Exclusive! Ideas You Can Sell Now!

- Safe Driving Tips - 10 :30's
- Fall Car Care Tips - 15 :30's
- Fire Prevention & Safety Tips - 15 :30's
- Don't Drink & Drive Campaign - 15 :30's
- Shop Hometown Merchants - 15 :30's
- Veterans Day Salutes - 21 :30's

Thanksgiving & Christmas Coming Soon!
Reserve for YOUR Market Today!

Details and FREE Demos for pre-selling to advertisers at GraceBroadcast.com

Call Toll-Free! (888) 472-2388
GRACE BROADCAST SALES
Sound Ideas for Building BusinessSM

Thanksgiving Treasures Market Exclusive!

21 :30-sec. radio features - 8169

FREE Demos for pre-selling at GraceBroadcast.com

YOUR ADVERTISERS WILL GOBBLE 'EM UP!

It's FALL CAR CARE TIME!

15 :30-second Car Care Tips \$129

FREE Demo!

Just Tag, Sell, and Run.SM

"Just want you to know how successful our "SHOP AT HOME" Campaign is. So far, we have sold 29 packages at \$500 each...." - FL

"SHOP YOUR HOMETOWN MERCHANTS"
Keep Local Dollars Working at Home!

Fully Produced • Market Exclusive
Ready to Sell & Air Right Now!
:30-second features - \$399

FREE DEMOS & INFO
www.gracebroadcast.com

VETERANS DAY NOVEMBER 11

PROUD TO HONOR AMERICA'S VETERANS

FREE DEMO available now

21 :30-SEC. FEATURES available for local sponsorship

www.gracebroadcast.com

Christmas Treasures

25 :30-second vignettes commemorating the birth of Jesus Christ.

Fully Produced • Market Exclusive • \$169

Details & Free Demos at www.GraceBroadcast.com

Power of Omnia on a PC

Omnia A/X is a software audio processing solution for workstations from Omnia Audio.

It works with Windows Media, Real Media and MP3 streaming encoders to deliver improved sound quality to audio streams.

By controlling dynamics and spectral balance, Omnia A/X placed in the signal chain ahead of the encoder will create consistency, enhance clarity and remove audio grunge, the company says.

Omnia A/X software for Windows performs processing calculations natively, within the PC processor, eliminating the expense of special cards or external devices. The company says users need not worry if their target platform can handle it, as Omnia A/X is entirely software driven.

The system provides three bands of automatic gain control plus wideband AGC, a distortion-controlled final limiter, bass enhancement and factory presets to simplify setup. It integrates with Windows Media, Real Media, MP3 streaming encoders and audio production software for dynamics control of Webcasting, audio production and audio-for-video.

Omnia A/X uses only about 20 percent of the resources on an 800 MHz Pentium III and can be combined with a streaming encoder on a single machine.

Omnia A/X looks like a sound card to the host computer, so it is compatible with most applications that use the wave in/out driver interface. It's suitable for audio-for-video, as well as for audio-only streaming.

For more information, contact Omnia Audio at (216) 241-7225 or visit www.omniaaudio.com.



Vorsis VP-8 Multimode Processor Tackles the Web

In addition to processing modes for analog AM, FM and HD/DAB, the Vorsis VP-8 has two modes dedicated to process bitrate reduced audio used in streaming: MP3/AAC>48 kbps and MP3/AAC<48 kbps.

Broadcasters understand the value of audio processing: to create a desired "sound," and to condition the audio for the transmission medium. The VP-8's processing for streaming preconditions the audio in such a way that allows the codec to code the audio making far fewer mistakes. To this end, when adjusting the VP-8, always listen to the codec's decoded output, never to the processor's output; the processor's output can often sound unnatural or distorted because it's precompensating for the codec imperfections, the company says.

The VP-8 is a 1RU standalone processor with analog and AES digital inputs and outputs. Audio is first preprocessed by a phase-linear four-band AGC/compressor with adjustable crossover points, then by an eight-band limiter and final limiter. Eight bands allow more flexible peak control, audio tailoring and codec optimization than traditional processors with fewer bands. The four-band parametric EQ may be placed before or after multiband section.

Setup is via a Windows-based GUI interfacing to the VP-8's TCP/IP network connection. Dozens of factory presets help you get started quickly, and for many streaming formats are suitable out of the box. Presets can be saved in the unit and on the GUI's computer for backup. In all Vorsis processors, there are no "hidden" controls; everything is available in the GUI for those inclined to customize their sound. Confidence monitoring via headphones can be "patched" to any processing section.

For more information, contact Wheatstone at (252) 638-7000 or visit www.vorsis.com.



TECH UPDATES

Wowza Offers HE-AAC And MP3 Streaming


Wowza Media Server Pro's SHOUTcast/Icecast-to-Flash streaming capability delivers HE-AAC and MP3 audio to audiences on the Internet.

Launched in February 2007, Wowza says it now has 10,000 global licensees, among them such broadcasting entities as Astral Media and Bonneville Chicago Radio Group, and, through Wowza-certified streaming service provider StreamGuys, numerous National Public Radio stations.

SHOUTcast/Icecast Web radio netcasters gain benefits by deploying Wowza Media Server Pro, including protecting their investment in existing SHOUTcast/Icecast servers. It lets them reliably stream HE-AAC and MP3 audio to huge Flash audiences, use common encoders such as Orban and tools including SAM Broadcaster; and relay meta-data from SHOUTcast to Flash, including song titles and artists' names.

Wowza Pro also lets broadcasters expand their streaming offerings beyond audio. Stations can engage listeners with interactive features such as text or audio chat; stream high-quality live or on-demand video in Flash-supported formats H.264, On2 VP6 and Sorenson Spark and use standards-based live RTSP/RTP and MPEG-TS H.264 encoders, another Wowza exclusive.

For more information, contact Wowza Media at (888) 778-7997 or visit www.wowzamedia.com.



Full-Service Internet Package from Abacast


Abacast helps online stations become profitable business models through development of custom universal media players.

The players feature ways to help push station promotions and advertising and are a way to create an online station presence.

The players include a custom skin with station logo, synchronized banner ads, rotating banner placement as well as click-to-buy campaigns, and can be integrated into the station's marketing campaigns. Video gateway ads, live feeds into the DJ's studio, as well as Flash slideshows promoting the station's exploits add a visual element for the online audience. Interactivity can be added such as chat, local RSS feeds and local weather to create a localized social atmosphere.

On the back end, the players feature delivery options via Unicast, P2P or a combination of both and are multiplatform through WMP, Flash or Silverlight so audience members won't have to make multiple clicks to open up the station's player. Each custom player is designed to meet requests of the station and can be part of the Abacast online radio solution, which includes ad injection and royalty reporting.

For more information, contact Abacast (360) 834-5229 or visit www.abacast.com.



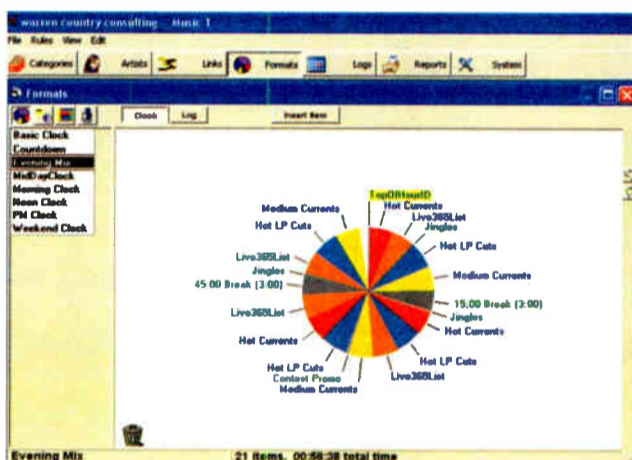
Music1 SE Concentrates on the Web

Music1, a Windows-native music scheduler, was introduced to the broadcast radio community in 1994. The company says it was the first music scheduler used for Webcasting by the first full-time Internet-only Webcaster, HardRadio.com in Dallas.

Its newest upgrade includes redesigned "view" functions for both Categories and Clocks, providing more customization for how users arrange and view library data on the screen.

Music1 SE version 2 added an auditioning player. The user can click and hear any song as he or she works with Music1. The player is incorporated into the scheduler and is not dependent on any automation system.

Music1 schedules all elements including jingles, liners, links, voice tracks, long-form programs and



automation system commands. The nonmusic scheduling functions are incorporated into Music1. Additional software or plug-ins are not required.

There are two editions of Music1 for Webcasters: Music1 SE and Music1 Version 6.

SE is Webcasting-specific. It outputs the common and M3U-type playlist file. This file type can be used by popular Webcasting layout systems such as SAM Broadcaster and OtsAV, as well as common media players WinAmp, Windows Media Player, MusicMatch, etc.

Some Webcasters choose to use the professional, commercial radio edition, Music1 Version 6, which has more advanced functions.

For more information, contact Music1 at (512) 392-2415 or visit www.gomusic1.com.

Coming up in Buyer's Guide

HD & Signal Monitoring, Remote Control & Test
November 19

Antennas, Power Protection & Transmission Support
December 17

Verification, Logging, Delays & Timeshifting
January 14, 2009

Radio Streaming
that is effective, reportable, and profitable

Unicast, P2P, Hybrid delivery options
Preroll/gateway ad spots
Synchronized banner ads
Advertising replacement/injection
Royalty reporting

Custom universal media player design
Full end user support
24/7 premier customer support
Instant email alert system
Complete listener statistics (CUME, AQH, TSL...)

Abacast
www.abacast.com
+1 360-834-5229
the Radio Streaming Experts

TECH UPDATES

Giving Stations Some Internet Backbone

Backbone Networks makes it easy for organizations to create and operate their own professional Internet radio stations, using nothing more complex than an Apple Macintosh computer.

Backbone supplies Backbone Radio automation software for free. For a fee it also provides the hosting services, bandwidth and reporting access that a station needs to launch a station.

It says it also provides "community" by establishing networks among stations, whereby they can share and syndicate one another's content, ideas and know how. This network feature also enables third-party content and service providers, such as music and advertising, to find new outlets for their offerings.

In 2007, Backbone Networks, in cooperation with the Intercollegiate Broadcasting System, launched an Internet radio network, one that aims to enhance the student radio experience. The IBS Student Radio Network by Backbone, IBS-SRN, enables student-operated stations to syndicate live and produced programming among member stations, as well as access royalty-free programming from third-party sources, including music, news and sports content.

The term "community" connotes both the regional community that a station serves and the community among stations and the students who run them. This was showcased in September with the Internet's first multivenu music festival, IBS-Palooza. Approximately a dozen colleges and universities participated in the nationwide live music event. Proceeds from on-campus gate receipts or click-through donations went to local charities. Students from participating schools cooperated in scheduling, sharing content among their live, local band concerts, and event promotion. Future IBS-Palooza events are planned.

Backbone Radio's automation and management software builds upon Apple's QuickTime MPEG-4 AAC as its streaming format, ensuring acceptance across listening platforms. Backbone stations access Apple's iTunes store in preparing streaming content, including artist/album annotation and cover art images that display to listeners' free QuickTime players. Select IBS-SRN stations are available on iTunes' College Radio category. Backbone Networks stations are targeted to be available on the Apple iPhone Q1 2009.

For more information, contact Backbone Networks Corporation at (508)753-5665 or visit www.backbone.com.



RadioStreamHost Offers All-in-One Package

RadioStreamHost.com stream hosting is focused on live and on-demand audio streaming. It also hosts station Web sites.

The company's service plans are customized per client. Clients can choose to start small and grow without spending money on bandwidth and other things they might not need during the early stages of development of their online presence.

RadioStreamHost.com hosts streams and/or Web sites for commercial broadcast stations, Internet-only stations, community radio services as well as personal and business Internet broadcasters. Client streams play back on major players including Windows Media, Real Player, WinAmp, iTunes and QuickTime.

RadioStreamHost.com also offers customizable pop-up players that create opportunities for clients to generate revenue by selling banner ads, of which they keep 100 percent of any revenue produced. RadioStreamHost.com does not profit or space-share on the players as some companies do.

The RadioStreamHost.com system consists of encoder software that installs on Windows or Mac computers. This software sends a small stream of the station's audio to the RadioStreamHost.com server network. Each client has a Web-based server control panel which gives them control of their server and account and includes listener statistics, listener timers, ability to upload stream preroll ad inserts and more.

Player links are provided to customers who then add them to their Web site. RadioStreamHost.com also provides consulting services to help stations design digital media strategies.

For more information, contact RadioStreamHost.com at (206) 774-9196 or visit www.radiostreamhost.com.



StreamGuys Launch RevenueStream

Internet streaming company StreamGuys now offers RevenueStream, a subscription-based service available to radio broadcasters looking to monetize programming over the Web outside of the traditional ad-supported model.

The service allows broadcasters to offer premium audio content alongside free streams, delivering first-rate content at higher audio quality for subscribers.

StreamGuys supports Windows Media audio/video and Icecast MP3 audio, with QuickTime and Wowza-enabled Flash audio support in the works. StreamGuys can enable subscription controls for existing streams or launch a new service; the company says it uses its existing aggregated server infrastructure to provide a robust streaming platform for global Internet delivery.

Low- and high-bandwidth streams are available for top-level service subscribers and connections from dial-up to the fastest broadband speeds are compatible.


Designed as a professional service, RevenueStream delivers a higher-quality, more secure stream than what is possible with streaming services and Web sites used by nonprofessionals, StreamGuys contends. The streaming capacity available through its server infrastructure also ensures that clients are provided additional space during large bursts of traffic or popular live events.

Security is provided through password protection, and a direct connection to the StreamGuys server architecture ensures that subscription content is blocked from those who have not purchased the service. Broadcasters can manage billing services through the same Web interface to the StreamGuys infrastructure, or enable automatic billing through an automated system that interfaces with PayPal.

For more information, contact StreamGuys at (707) 667-9479 or visit www.streamguys.com



Desktop Delivery



Radio World Engineering Extra



FREE DIGITAL SUBSCRIPTIONS

Radio World Engineering Extra, the radio industry's top resource for credible, high-tech engineering information, has gone high-tech itself! Subscribers can now choose to receive their issues in a digital format, delivered right to their desktop. The digital edition contains all the same great articles of the printed edition, with bonus live web links and rich media content.

To start receiving your digital edition of Radio World Engineering Extra, fill out the form at <http://www.myrweemag.com>.

Sign-up Today!

Scheduling Software With a Beat

OtsAV Radio Broadcaster is music scheduling software with a little difference. Developed from software used by club deejays, OtsAV Radio Broadcaster offers features not normally seen on more traditional music schedulers.

Hip features such as pitch adjustment, MIDI compatibility, advanced mixing tools, fade controls and beat-per-minute tools are a few items designed to excite musically-oriented presenters. Mixing in live sources is not complicated with OtsAV Radio Broadcaster.

It also offers standard features such as dynamics and compression, EQ, playlist generation and logging and search functions. OtsAV also offers a "Webcaster" version that is compatible with streaming programs such as SHOUTCast.

For more information, contact OtsAV at 011-61-7-5570-3333 or visit www.otsav.com.

PSST... NEED A CONSOLE? BGS HAS ALL KINDS!



AXIA ELEMENT

You want IP-Audio done right? Go with the company that invented it! Modular board built from heavy aluminum extrusions with tons of features like fully-automatic mix-minus on every fader, Omnia voice processing, onboard EQ, instant recall of user settings, direct control of Telos hybrids and lots more. 4 main mix buses plus stereo Aux sends/returns make Element perfect for on-air or production. Multiple frame sizes from 2 to 40 faders; backed by Axia's 5-year warranty and 24/7 support - the best in the business!

RADIO SYSTEMS MILLENIUM DIGITAL

Millenium Digital gives you fantastic "bang for the buck!" Available in 6-, 12- and 18-fader sizes, Millenium Digital gives you analog and AES/EBU inputs (with built-in sample rate conversion) on every channel, 3 mixing buses with analog or digital outputs, and up to 10 fully-programmable mix-minus outputs. Choose the new Millenium Digital Network model for easy connection to Axia IP-Audio networks!



HARRIS NETWAVE

The newest console from Harris is at home in any facility! With four mixing buses, two mix-minus channels, easy-to-use talkback and telco interfaces and universal input modules for analog and digital sources, NetWave is perfect for stations in smaller markets that still want the power of a Harris console. Comes in 8-, 16- and 24-input sizes with optional networking capability and a "heads up" meter display!



ARRAKIS ARC-15

On a budget but don't want a "budget console"? Check out the new Arrakis ARC-15 with five selectable high-performance mic channels with Phantom power, dedicated phone input channel, direct PC audio input, built-in talkback capabilities and an optional 16x3 stereo switcher to help handle even the biggest jobs. Two stereo buses with mono mixdowns and both balanced and unbalanced I/O make ARC-15 a versatile, cost-effective performer!



BGS ALSO CARRIES

...mixing consoles from AEG, Yamaha, Soundcraft, Spirit, Behringer, Mackie, Sandles, Allen & Heath, Logitek, Broadcast Tools, Henry, Dixon, Tascam, Alesis, Crest, Intelix, Presonus, Samson and Phonic.

Whatever you need - BGS has it!



DISTRIBUTED BY

**Broadcasters
General Store**

World Radio History

www.bgs.cc

352-622-7700

TECH UPDATES

Radiolicious Takes Radio Stations to the iPhone

MySimBook has debuted Radiolicious, a native iPhone radio player. The company says Radiolicious offers options for all broadcasters and streaming types.

Radiolicious is the first native iPhone application that streams WMA on the iPhone, the company said. Virtually any stream type is supported. Radiolicious is operable via all networks including Edge, Wi-Fi and 3G.

Installation for broadcasters is seamless and requires no additional equipment or bandwidth for radio stations. Being a native application, battery life for the iPhone is conserved.

Radiolicious also provides interactive features for the broadcaster. This includes receiving song requests and wall comments, selling songs and running contests.

For more information, contact MySimBook at (888) 311-3350 or visit www.mysimbook.com/radiolicious.



The Good Sound of Crickets Chirping

HipCricket's services are designed to drive new revenue and customer loyalty for broadcast stations and consumer brands through mobile marketing. HipCricket produces interactive mobile campaigns.

Each client station campaign is customized to consumers' preferences; programs are permission-based so consumers only receive text messages, alerts and mobile interactions they request. HipCricket services for stations to use with listeners include interactive polling, song requests, song and program alerts and customized traffic reports. Offerings for sales teams can run from exclusive sponsorships to directed coupons to contests.

HipCricket provides on-site training and customer support is available 24/7.

The company said it has delivered approximately 24,000 mobile campaigns for CBS Radio, Clear Channel Radio, Premiere Radio Networks, Sandusky Broadcasting, NBC, Coca Cola, Staples, Hershey's, Jameson and hundreds of other clients.

The company said it also recently launched the first comprehensive Hispanic mobile marketing network.

For more information, contact HipCricket at (425) 452-1111 or visit www.hipcricket.com.



SH SHOWCASE

Products & Services

Where quality and price meet in perfect balance.

Still the Most Innovative Broadcast Transmitters, Antennas & Combiners. Still the Best Customer Support Since 1985.

www.bext.com bext@bext.com 619 239 8462 **BEXT**

Your Next Installation can be this... or this...

How do you make your installation projects run smoothly? Use Digital Radio Engineering for the job!

We have the engineering, project management, order administration, purchasing, and installation talent all in one place, and over 150 years combined experience in Radio. We can help you with researching new products and ideas, ordering new equipment, tracking deliveries, designing and engineering the new facility, manufacturing the new wiring, providing a top-of-the-line install team, and providing thorough and usable documentation for the entire project as well. You make sure your operation continues to run smoothly, and we help you make sure the new facility is a great addition to that operation.

Call us before you start your next installation project. You'll be glad you did.

digitalradio/engineering

www.digitalradioengineering.com

(866) 386-4001 solutions@digitalradioengineering.com

Make Your Move.

Advertise!

For more information contact David Carson at 615-776-1359 or dcarson@nbmedia.com

BROADCAST EQUIPMENT EXCHANGE

Equipment Exchange

"Broadcast Equipment Exchange" accepts no responsibility for the condition of the equipment listed or for the specifics of transactions made between buyers and sellers.

ACOUSTICS

AcousticsFirst
 Toll-Free Number: 888-765-2900
 Full product line for sound control & noise elimination.
www.acousticsfirst.com

ANTENNAS/ TOWERS/CABLES

AM Ground Systems Co.
 Ground System
 Construction Evaluation & Repair
 1-877-766-2995
 Complete AM Radio Ground System Services
www.amgroundsystems.com

WANT TO BUY

FM antennas on 88.7 and 89.3.
bill@billacy.com or 561-921-9002.

AUDIO PROCESSING (INCLUDES ON-AIR)

WANT TO BUY

Orban 8218 or Orban 8500.
bill@billacy.com or 561-921-9002.

Teletonix LA-2A's, UREI LA-3A's & LA-4's, Fairchild 660's & 670's, any Pultec EQ's & any other old tube compressor/limiters, call after 3PM CST - 214 738-7873 or sixtiesradio@yahoo.com

AUTOMATION EQUIPMENT

WANT TO SELL

Now available, radio automation for the Linux operating system. Schedule music, voice track, create shells, auto or announcer assist mode, set intro and ending cues, hit the vocal every time with your voice tracks, execute exact time events, join networks, and more. The software is free, there is a small duplication fee. For more info call 406.665.1832.

WANT TO BUY

BE audio vault. bill@billacy.com or 561-921-9002.

CASES/RACKS

WANT TO BUY

Equipment racks located in South Florida. bill@billacy.com or 561-921-9002.

COMPLETE FACILITIES

WANT TO SELL

**NEW OR USED
COMPLETE PACKAGES**
 STUDIO/STL/TRANSMITTER
 ANTENNA OR ANY COMBI-
 NATION OF ABOVE.
 -LEASE OPTIONS-
 -EMERGENCY RENTALS-
 -REMOTE BROADCAST
 RENTALS-
 SCMS, Inc. (800) 438-6040
 "You Know We Know Radio"

MICROPHONES/ HEADPHONES/ SPEAKERS/AMPS

WANT TO BUY

Collector wants to buy old vintage speaker & amplifier, McIntosh, Marantz, Electro Voice, Jensen, Altec, Tannoy, Fisher, Dynaco, Cash- pick up 773-339-9035

RCA 77-DX's & 44-BX's, any other RCA ribbon mics, on-air lights, call after 3PM CST, 214 738-7873 or sixtiesradio@yahoo.com

MISCELLANEOUS

WANT TO SELL

BORON BLOWERS AND FLAME BLOWERS.
 new & rebuilt for Ecom, Harris, CCA, CSI, McMartin, Goodrich Ent. 11435 Manderson St. Omaha, NE 68164 402 493 1886 FAX 402 493 6821

Orban Optimod-FM 8000A, SN 238046, serviced by J-Squared on 3/23/06, new caps & calibration, manual, taken out of service, 8/15/08, \$1200; Sine Systems dial-up remote RFC 1B w/RP relay panel, dual chnl audio, fail safe, manuals, taken out of service 8/15/08, \$900; Starguide satellite rcvr, 2 audio cards, manual, 2 yrs old, \$2000; Cellabs Linejack II, Motorola transportable cell phone plus 1 Motorola transportable for parts, 12V pwr sply for phone, Yagi antenna & coax, \$400. Carroll, jcb@kxorradio.com.

WANT TO BUY

Collector wants to buy: old vintage pro gears, compressor/limiter, microphone, mixing consoles, amplifiers, mic preamps, speakers, turntables, EQ working or not, working transformers (UTC Western Electric), Fairchild, Western Electric, Langevin, RCA, Gates, Urei, Altec, Pultec, Collins. Cash - pick up 773-339-9035

Donations Needed: All Volunteer, Non-profit Low Power community radios stations need Equipment. Will offer tax deduction letter, You determine donation value, We will pay shipping. Equipment shared between three Wisconsin stations. Looking for Mics, Mixers, field equipment, etc. You name it. Email: Dan@WIECradio.org

Equipment Wanted: obsolete, or out of service broadcast recording gear, amplifiers, preamps, outboard, radio or mixing consoles, microphones, etc. Large lots acceptable. Pickup or shipping can be discussed. 443-854-0725 or ajkivi@gmail.com.

STUDIO EQUIPMENT

Introducing the Audio-Pod from DM Engineering



AVAILABLE 10-08

Finally, a Microphone ON-OFF controller with built in pre-amp and an integrated stereo headphone amplifier. The Audio-Pod System consists of from 1 to 4 Audio-Pod Modules and 1 Power Supply Module (which can power up to 4 Audio-Pod modules). The Audio-Pod modules and power supply measure only 5.1" Wide X 5.2" deep X 2.2" High. The Audio-Pod modules can be table top mounted or recessed into the work surface using an optional mounting bezel. There are too many features to mention in this small ad space, so please visit us on the web for details and pricing on the Audio-Pod System.

For pricing and details on these and other innovative products for the broadcaster, call us or visit us on the web at:

DM Engineering www.dmengineering.com
 2174 Chandler St. Camarillo, CA 93010
 805-987-7881 800-249-0487

I'm looking for San Francisco radio recordings from the 1920's through the 1980's. For example newscast, talk shows, music shows, live band remotes, etc. Stations like KGO, KFRC, KSFO, KTAB, KDIA, KWBR, KSFX, KOPY, KCBS, KQW, KRE, KTIM, KYA, etc... Feel free to call me at 415-383-6216 or you can email me at ronwtamm@yahoo.com.

AM in Rome, NY, translators in Temple, TX; Jacksonville, NC; Ocala, FL. mralej@bbnradio.org.

FM's in NY, WA, GA.
CPRradio@bellsouth.net

RECEIVERS/ TRANSCIVERS

WANT TO SELL

Wegener Unity 4000, \$1900. K Wrobel or G Hagerich, 276-228-3185.

REMOTE & MICROWAVE

WANT TO SELL

WE RENT FOR LESS
 Blueboxes FM Exciters
 Zephyrs FM Power Amps
 POTS Codecs STL's
 RF/Audio Gear Test Equipment
 If we don't have it, we will get it!
 SCMS, INC. (800) 438-6040
 "You Know We Know Radio"

STATIONS

WANT TO SELL

RadioStationsForSale.net
 FMs, AMs, Translators, FM CPs (construction permits), AM CPs, FM Cluster, AM/FM combo, sticks and cashflowing.
 Visit website: RadioStationsForSale.net
 E-mail: forsale@beld.net or 781-848-4201

VSoft The Leader in Broadcast Engineering Software



Professional Software packages for FCC applications and predicting coverage.

- Create stunning "real-world" coverage maps and interference studies using Longley-Rice, PTP, FCC, ITU-R P.1546-1, and Okamura/Hata with Probe 3™
- Search for FM channels under spacings and contour to contour protection using FMCommander™
- Prepare AM skywave and groundwave allocation studies and map FCC contours with AM-Pro 2™
- Plot STL paths over 3D terrain with Terrain-3D™

Quality custom mapping and FCC engineering consulting available.

www.v-soft.com

(800)743-3684

STUDIO ACOUSTICS/ FURNITURE/ ACCESSORIES

WANT TO SELL

Studio Hub+, large quantity of adapters, DAs and hubs, call 646-660-2651 for info.

SPACE IS AVAILABLE!

To advertise, call
615-776-1359

Send Action-Gram forms to: Broadcast Equipment Exchange, 5285 Shawnee Road, Suite 100, Alexandria, VA 22312 • Fax: 703-852-4583

ACTION-GRAM

EQUIPMENT LISTINGS

Radio World's Broadcast Equipment Exchange provides a FREE listing service for radio stations only. All other end users will be charged. This FREE service does not apply to Employment Help Wanted ads or Stations For Sale ads. These are published on a paid basis only. Send your listings to us by filling out the form below. Please be aware that it takes one month for listings to appear. The listings run for two consecutive issues and must be resubmitted in order to run again. Thank you.

Are you currently a subscriber to Radio World?
 Yes No

Please print and include all information:
 Signature _____ Date _____

Contact Name _____
 Title _____
 Company/Station _____
 Address _____
 City/State _____
 Zip Code _____
 Telephone _____

Brokers, dealers, manufacturers and other organizations who are not legitimate end users can participate in the Broadcast Equipment Exchange on a paid basis. Line ad listings & display advertising are available on a per word or per inch basis.

WTS WTB Category: _____
 Make: _____ Model: _____
 Brief Description: _____
 Price: _____

Consultants



OWL ENGINEERING, INC.
Consulting Communications Engineers
 5844 Hamline Ave. N., Shoreview, MN 55126
651-784-7445

- AM/FM/NCE Applications
- Allocation and Upgrade Studies
- Field Engineering
- Pre-Purchase Inspections
- ANSI and NRSC Measurements
- AM Detuning
- Intermodulation Studies
- Radiation Hazard Evaluation and Measurements
- AM Directional Array Design, Tuning and Proof

Fax (651) 784-7541 E-mail: info@owleng.com "Member AFCCE"

The Coverage Map Store
REALcoverage.com
 High Performance Engineering
 for Maximum Coverage

GRAHAM BROCK, INC.
 BROADCAST TECHNICAL CONSULTANTS
 Full Service From Allocation to
 Operation AM/FM/TV/ALIX Services:
 Field Work/Antenna and
 Facilities Design
 Over 45 years engineering
 and consulting experience
912-638-8028
202-393-5133
www.grahambrock.com

Doug Vernier
 Telecommunication Consultants
 Broadcast Engineering Consulting
 AM/FM/TV/LPTV/DTV
 Custom mapping service
 Frequency searches
 Propagation prediction
 FCC application preparation
V-Soft
 Software for your PC
(800) 743-3684
www.v-soft.com

COMMUNICATIONS TECHNOLOGIES, INC.
 RADIO FREQUENCY/BROADCAST ENGINEERING CONSULTANTS
 • AM, FM, TV coverage & Upgrades
 • Broadcast transmission facility design
 • FCC applications preparation - construction permit and license engineering
 Clarence M. Beverage • Laura M. Mizrahi
 P.O. Box 1130 Tel: (856)985-0077
 Marlton, NJ 08053 Fax: (856)985-8124
www.commtechrf.com

Buying Or Selling
 Used Equipment?
 You're in
 the right place!
Radio World
 Broadcast Equipment Exchange

**FASTER...
 MORE ACCURATE RADIO COVERAGE**

- Real Time 3-D Displays
- Interference calculations
- Cost effective mapping
- Fully integrated databases
- Used by the FCC
- Latest standards built-in

BADSOFT
 9049 Shady Grove Court
 Gaithersburg, MD 20877
 (301) 921-0115
 Fax (301) 590-9757
mullaney@mullengr.com

Serving Broadcasters
 Since 1948
 9049 Shady Grove Court
 Gaithersburg, MD 20877
 (301) 921-0115
 Fax (301) 590-9757
mullaney@mullengr.com

Without advertising
 a terrible thing happens...
NOTHING...
 For information contact
 David at 615-776-1359
 or dcarson@nbmedia.com

DISTRIBUTOR DIRECTORY

The following distributors serving the broadcast industry would be glad to help you with any of your requirements.

**CORNELL-DUBILIER
 MICA CAPACITORS**
 FROM STOCK
**JENNINGS VACUUM
 CAPACITORS**
 FROM STOCK
**JENNINGS VACUUM
 RELAYS**
SURCOM ASSOCIATES
 2215 Faraday Ave., Suite A
 Carlsbad, California 92008
 (760) 438-4420 Fax: (760) 438-4759
 e-mail: link@surcom.com web: www.surcom.com

Progressive Concepts
 THE BEST IN BROADCAST ELECTRONICS SINCE 1990



High Quality Broadcast
 Equipment at Extremely
 Reasonable Rates
 Visit www.progressive-concepts.com

EMPLOYMENT

Radio World
 Equipment Exchange

HELP WANTED

Station Engineer - Radio Kansas of Hutchinson Kansas seeks a broadcast engineer to assist the director of engineering in transmitter, microwave, studio and computer maintenance for its 3-station public radio network. Minimum of an AA degree in Electronics and/or 5 years of broadcast engineering experience with either SBE certification or FCC General Class License. Information at 1-800-723-4657. To Apply: www.hutchcc.edu or: **HUMAN RESOURCES, HUTCHINSON COMMUNITY COLLEGE, 1300 NORTH PLUM, HUTCHINSON, KS 67501. 620-665-3522. mantoothb@hutchcc.edu. AA/EOE.**

www.radioworld.com

Are you a small market station needing a good nuts & bolts engineer in the LA area? I will make your station shine! CET, fully FCC Licensed. Available for Full/Part-time/Contract work. Available immediately. Mitchell Rakoff, 917-324-8466 mitchellrakoff@yahoo.com

POSITIONS WANTED

Clear and concise communicator, plus solid delivery of copy. Freelance voice talent. Extremely sociable personality, very positive attitude, quick-wit. Dallas/Fort Worth only. Daniel, 817-791-7298 or danielblackmon@sbcglobal.net.

Quick witted, with good people skills, creative, self-motivated, who's not afraid of challenges, plus all around fun guy but with maturity/professionalism. Jesse, 214-498-4474 or jjarrettf_214@sbcglobal.net.

Well-spoken, articulate and charismatic on-air talent, who's energetic and ready to work! Versatile abilities in programming, news, production, copywriting, and promotions. Jacob, 214-718-2414 or jds11@comcast.net.

Red hot, new, bilingual DJ hitting the scene, ability to multi-task effectively and efficiently, awesome organizational skills, seeking on-air position, enthusiastic and comical. Krystal, 817-966-4880 or ktrevino888@yahoo.com.

Strong sports knowledge, especially soccer. Notable on-air, play-by-play, color commentary, and statistics. Creative copywriting, and digital ability. Bilingual, loyal, tenacious, and energetic. Manuel, 214-606-1190 or isaacalaniz@yahoo.com.

Extremely knowledgeable and articulate racing writer/talk show host Adam Amick is available for shows, correspondent, features, etc. Check out www.bleacherreport.com or www.rubbinsracingshow.com for samples. Call 214-384-5812 or email: adam@rubbinsracingshow.com

Creative, crazy, and personable Emcee/Announcer plus performer. Solid on-air, copywriting, and production. Helpful, adaptable, and dependable worker vertical, patient and unusual person. Dean, 682-478-9966 or grimslayer28@yahoo.com.

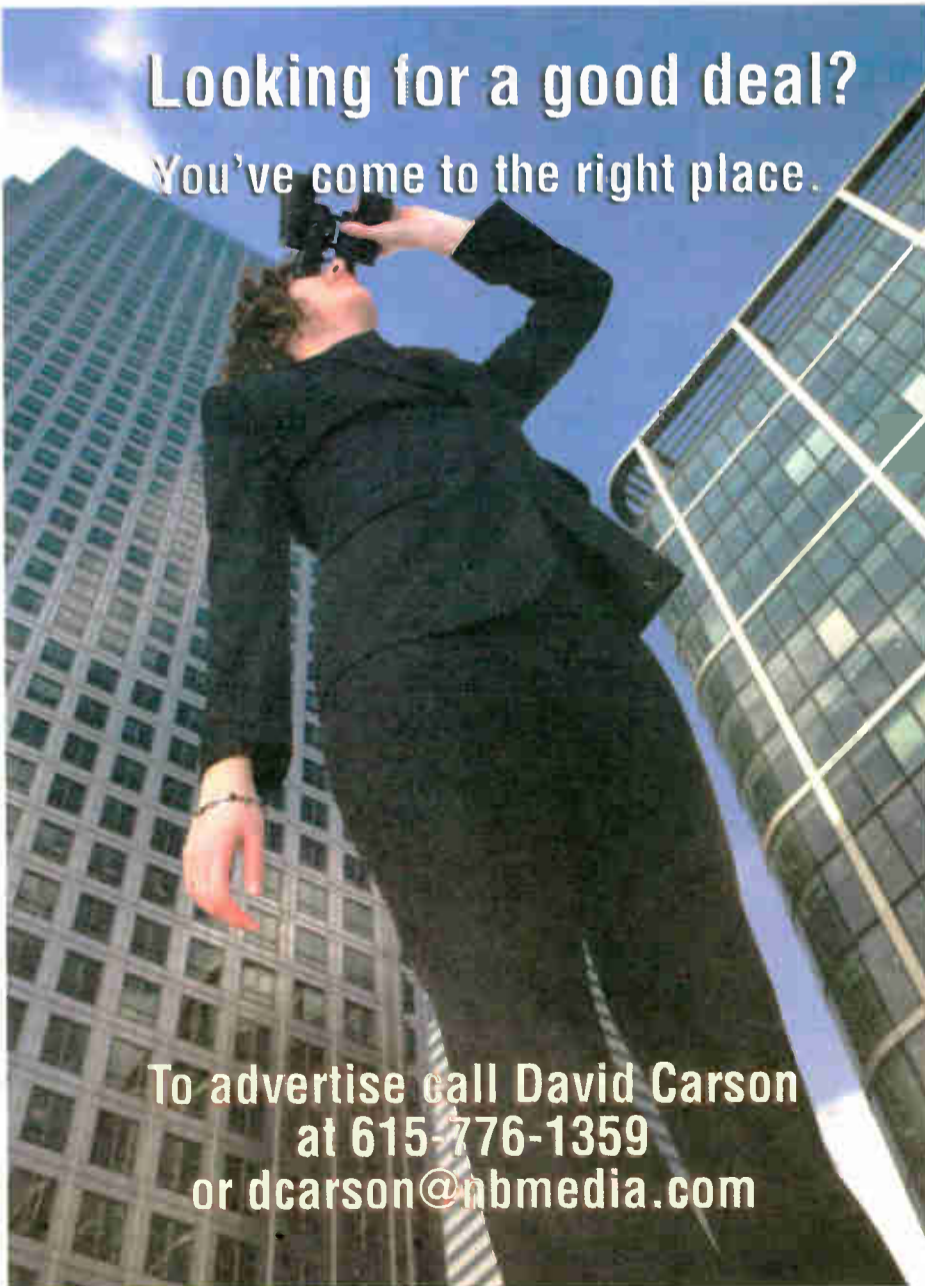
**Looking to Buy or Sell
 Used Equipment?**
 Look no further, you're in the right place!



Radio World
 Broadcast Equipment
 Exchange

Run your
 employment ad
 on our web site
 for only
\$2 per word!
radioworld.com
 Call David
 for all the details at
615-776-1359
dcarson@nbmedia.com

Looking for a good deal?
 You've come to the right place.



To advertise call David Carson
 at 615-776-1359
 or dcarson@nbmedia.com



NEW

ECONCO NEW TUBES

New tubes are now manufactured by **ECONCO** at our award winning facility in Woodland California! Of course, we continue our 34 year tradition of high quality power tube rebuilding.

TEL: 800-532-6626
 INTL: +1-530-662-7553
 FAX: +1-530-666-7760
 www.econco.com
 SE HABLA ESPAÑOL



TAPES/CARTS/REELS

WANT TO SELL
 Large or small collections of 16" transcriptions or 12" transcriptions, not commercial LPs. Bill Cook, 719-687-6357.

Schnader telecriptions 16 mm musical films produced in the early 50s. Bill Cook, 719-687-6357.

Broadcast Equipment Exchange

"BEE" in the habit of selling your used equipment here!

Call David for details at
(615) 776-1359
 or e-mail dcarson@nbmedia.com

Radio World
 Equipment Exchange

TRANSMITTERS/EXCITERS/TRANSLATORS

TRANSCOM CORPORATION
Serving the Broadcast Industry Since 1978
 Transmitters and Broadcast Equipment for Radio & Television

Used FM Transmitters

1	KW	2007	Crown FM1000A (new), solid state
1	KW	2007	Crown FM1000E (demo), solid state
1	KW	2007	Crown FM1000E (new), solid state
3	KW	1996	Henry 3000D
10	KW	2005	Harris Z16 HD, solid state
14+5	KW HD	2005	BE Fmi1405 (IBOC), solid-state
25	KW	1989	Continental 816R-3B
35	KW	1986	BE FM35A
50	KW	1982	Harris Combiner w/auto exciter-transmitter switcher

Exciters
 New 30W Synthesized exciters
 Used Harris Digit Exciter

New TV Transmitters- Analog and Digital
 DMB & Technaloxig
 VHF and JHF TV Antennas
 (10 W to 10 KW) TV STL

Used AM Transmitters

1	KW	1996	Continental 314D, solid state
5	KW	1982	Harris MW5A
5	KW	1987	Harris MW5B
5	KW	1988	Harris SX5A-single phase
10	KW	1985	Continental 316F
10	KW	1985	Harris MW10B, solid state
12	KW	2000	Nautel XL12, solid state

Used Misc. Equipment
 Marti STL10 system
 Marti STL15 transmitter

Please visit our website, fmamtv.com, for the most current listings.

800-441-8454 • 215-938-7304 • FAX: +1-215-938-7361
www.fmamtv.com • E-mail: transcom@fmamtv.com
RETUNING & TESTING AVAILABLE • CALL US FOR A QUOTE!

WANT TO SELL

FM Translator at 104.5 - Manchester, KY Call Joey Kesler 606-843-9999

1985 Continental 5kW xmtr, gd cond, \$4800, you pick up. L Barker, 606-598-2445.

BE 10A FM xmtr, 208-240 V, 3 phase, complete w/FX-30 exciter, Harmonic filter, MVDS & spare modules, IPA RF amp, IPA cntrl regulator, primary xmtr cntrl card, MVDS pwr sply & more spare parts, (2) 4CX7500A tubes, used, manuals. Ralph Haneman, WDAC, 717-284-4123.

OFF THE AIR? Emergency Back-up Rentals

FM Exciters - STLs -
 FM Pwr Amps - Antennas -
 Studio & Test Equipment

SCMS Inc (800) 438-6040
 "You Know We Know Radio"

CCA AM 10,000 D - Call John KQSS 928-595-0263 between 10 & 6 PM Pacific Time.

WANT TO BUY

500 watt 10kW and 20kW FM xmtrs; FM exciters; Sine System remote control. bill@billacy.com or 561-912-9002.

AM Phasors, Phasor Parts, Phase Monitors, Rf Switches, AM Transmitters. Continental Communications 314-664-4497, Contcomm@Sbcglobal.Net

TUBES & COMPONENTS

D And C Electronics

An International Distributor of RF Components
Tubes
 NEW & REBUILT

TRANSMITTERS, STUDIO EQUIPMENT, STLs, ANTENNAS,
 RADIO DATA SYSTEM (FOR CAR RADIO DISPLAY)
 EXCITERS-TRANSMITTERS, TRANSLATORS, MIXERS-CONSOLES, RADIO LINK
 RPU, MOSFETS, VACUUM CAPACITORS, SOCKETS



Pro-Tek®

SVETLANA



BROADCASTING
 USA DISTRIBUTOR

EEV

BEST PRICES

To Order:
 1-800-881-2374
 Outside U.S. (352) 592-7800
 Se Habla Español

FROM OUR STOCK

P.O. Box 6409
 Spring Hill, FL 34611

BEST SERVICE

352-592-7800
 Fax 352-596-4884

Website: www.dandcelectronics.com

RF PARTS™ CO.
 Se Habla Español We Export

EIMAC • TAYLOR • SVETLANA
 New & Rebuilt Tubes - Same Day Shipping

Motorola • Toshiba • SGS • Thomson & Mitsubishi Semiconductors

800-737-2787 760-744-0700
rfp@rfparts.com www.rfparts.com

FOR THE BEST PRICE
 & 24 Hr service on transmitting tubes & sockets/parts, new & rebuilt call Goodrich Ent. at 402-493-1886 day or night, www.goodrichenterprises.com

SPACE AVAILABLE - CALL DAVID!

Join the crowd!

Advertise

For more information contact
David Carson
615-776-1359
dcarson@nbmedia.com

You're Here!

...and so are the potential buyers for your products and services.

Radio World's Classifieds section is a great place to find things for your business, and a great place for prospects to find you!

Contact David Carson at 615-776-1359 or e-mail dcarson@nbmedia.com

ADVERTISER INDEX

This listing is provided for the convenience of our readers. Radio World assumes no liability for inaccuracy.

PAGE	ADVERTISER	WEB SITE URL
37	Abacast, Inc	www.abacast.com
35	AEQ, SA	www.aeqbroadcast.com
16	Armstrong Transmitter Co.	www.armstrongtx.com
22	Arrakis Systems Inc.	www.arrakis-systems.com
8	Audemat	www.audemat.com
5	AudioScience Inc.	www.audioscience.com
13	Axia - A Telos Company	www.axiaaudios.com
28	Balsys Companies	www.balsys.com
40	Barix AG	www.barix.com
40	Bext, Inc	www.bext.com
19	Broadcast Electronics	www.bdcast.com
39	Broadcasters General Store	www.bgs.cc
3	BSW	www.bswusa.com
4	Burk Technology	www.burk.com
7	Comrex Corporation	www.comrex.com
1	Continental Electronics Corp.	www.contelec.com
18	DaySequera/ATI	www.daysequerra.com
40	Digital Radio Engineering	www.digitalradioengineering.com
34	ESE	www.es-web.com
24	Global Security Systems	www.gssnet.us
25	Global Security Systems	www.gssnet.us
29	Google Inc.	www.google.com/ads/asaudio
36	Grace Broadcast Sales	www.gracebroadcast.com
31	Henry Engineering	www.henryeng.com
14	Inovonics Inc	www.inovon.com
6	Logitek	www.logitekaudio.com
23	Mayah Communications GmbH	www.mayah.com
30	Middle Atlantic Products	www.middleatlantic.com
21	Musicam - USA	www.musicamusa.com
17	Omnia - A Telos Company	www.omniaaudio.com
32	OMT Technologies/Media Touch	www.omt.net
10	PTEK	www.ptekpower.com
33	Radio Systems Inc	www.radiosystems.com
27	SCMS	www.scmsinc.com
9	Telos Systems - TLS Corp.	www.telos-systems.com
15	Telos Systems - TLS Corp.	www.telos-systems.com
11	Tieline Technology	www.tieline.com
48	Vorsis	www.vorsis.com
2	Wheatstone Corporation	www.wheatstone.com
47	Wheatstone Corporation	www.wheatstone.com

NEWS MAKER

Stop Listening to The Negativity

Rehr Says Radio Must Hammer Home the Message About Its Reach & Growth

NAB President/CEO David K. Rehr addressed the 2008 NAB Radio Show in Austin in September. Here is the text of his remarks.

It's great to see all of you here.

We all know that radio broadcasting is at a very critical juncture.

Never before has our business faced so many challenges — a rapidly changing media landscape that makes us feel unsure and unbalanced, turbulent economic conditions that impact our bottom lines, and regulatory and legislative hurdles that threaten the way we conduct our business.

This is a tough world that radio broadcasters are operating in today. But there's a greater issue that I want to address that's, frankly, more troubling.

In fact, I believe it's something that could possibly jeopardize the future of this entire business. I'm talking about the negativity that's pervading the radio business and threatens to paralyze us.

opportunity before us. It is the beginning of a new era for radio.

And many of you have already started to embrace the possibilities. But in order for us to move forward and build a successful future we cannot continue to operate as we have in the past. We must stop listening to the negativity and false messages, many of which come from our own people. And we must commit to spreading the positive news about radio.

Because if we don't, we leave a vacuum to be filled by our critics and the negativity that's invading our business will continue to spread like a virus — infecting everyone.

And the result of this negativity?

The stagnation of the industry and the devaluing of your business. If you can't believe in radio ... if you can't believe in all the possibilities and imagine a brighter future, then how can we expect our people — our listeners, our advertisers and our customers — to believe in this great medium?

Collectively, broadcasters are the number one provider of public service. And we don't need the government to step in to tell us how. NAB is driving that message home in Washington each and every day.

It's not surprising that some of you may be feeling this pessimism. It's like a dark cloud hanging over our heads. And we feel bombarded by negative — and often false — messages about radio that reinforce these feelings.

We hear that radio is obsolete, that it's not adapting fast enough to the digital age. We hear that listenership and revenues are declining. We hear that people don't value radio as they once did. But what we're not hearing enough are the stories of radio's successes.

And there are many.

Radio connects, informs and inspires an estimated 235 million listeners each week. And what we rarely hear is that number is up 3 million listeners from last year. That's a vast universe that we are touching.

Now I want to share a clip with you, that may send you back a few decades [plays clip].

That song, "Video Killed the Radio Star," was released in 1979. And it captured what many people were feeling at the time about radio.

Throughout the years, some people thought radio would fade away.

First eight track tapes, then cassettes, then music videos and CDs — every time innovation occurred, the end of radio was predicted. But this song was released almost 30 years ago, and radio is still strong.

Millions of people listen to the radio every single day. People spend more time with radio than on the Internet and reading newspapers. There is an exciting world of

Right now, radio needs people who believe. And I hope everyone in this room is a believer. We need people who are bold and who will take charge of leading us into the future.

Many of you have said to me that this industry needs leadership, that to move forward, someone has to step up — radio's corporate CEOs, big group executives, small-market owners ... that someone else needs to go first and all of us will then follow. That we need to let another person take the risk and all of us will wait, assess and explain why it will or won't work.

That thinking is a prescription for defeat. Instead, each and every one of us must be a leader. We can't wait for others.

Each and every one of us who believes in radio must support each other and our efforts to move this business forward.

We all know there are many reasons to believe in radio.

Opening doors

First, technology is opening exciting doors for us. There has been more innovation in radio in the past five years than in the past 50. We've invested millions of dollars in new technology — HD Radio and new delivery devices, and we've made huge strides toward improving the quality and diversity of content.

We're undertaking an effort to increase the number of FM radio receivers in cell phone handsets.

In fact, a recent NAB study shows this platform could reach an additional 260

Radio World

The Newspaper for Radio Managers and Engineers

Our readers have something to say



Shown: The Heil Fin microphone



www.heilsound.com

“Every issue is packed with real information, not just fluff or pretty pictures. I have been able to grasp some rather deep technical issues because you have clearly presented them in plain English. Keep up the good work.”

Pete Schartel
Owner/GM/CE
KCXL & KCTO
Kansas City, Mo.



million consumers. Let me say that again, 260 million consumers — there's great opportunity for us to seize.

Another area for growth is HD Radio. Radio stations are harnessing the power of the latest digital technology to deliver content with superior sound quality and more programming choices. More than 1,700 stations around the country are broadcasting in digital — with the ability to reach over 200 million listeners.

We're working with the HD Digital Radio Alliance to educate the public, manufacturers and the auto industry about the possibilities of HD. We're targeting auto makers and dealers with the message that your car is not "fully equipped" unless it includes an HD Radio.

We've taken the "fully equipped" message to the auto shows in Detroit, New York and Los Angeles. We've launched an aggressive outdoor marketing campaign, using billboards to grab the attention of auto manufacturers driving to and from work in Detroit — and they're listening.

There are amazing possibilities with HD Radio, including more niche channels than ever before — from Latin fusion to underground rock to a psychic channel.

We're also bringing a whole new generation to radio through the iPhone. We're thrilled that the latest iPhone has radio applications, giving consumers a taste of the best that radio has to offer. In fact, AOL Radio powered by CBS is one of the most downloaded applications for the iPhone.

At Apple stores, the iPod radio attachment has been one of the best-selling extras since its debut. People want to use their iPods to access the ultimate playlist: radio.

Starting yesterday, every Microsoft Zune portable media player will let consumers wirelessly download or stream millions of songs on the go. Zune owners will have the ability to tag and purchase songs directly from the radio.

Internet streaming is another area of growth, with more than 4,200 stations already streaming their signals online. And others would like to do it, if it makes economic sense.

That's why NAB has been working to address the outrageous Copyright Royalty Board decision that dramatically increases streaming rates. The Internet is also presenting a new world of revenue possibilities, which we have yet to take full advantage of.

A recent study shows that Web revenues barely account for 2 percent of total company revenues for most radio stations. And yet, all media local online revenues are growing at a phenomenal rate of 50

percent this year. And radio should get its fair share.

We need to invest in our future. That's why we're exploring new opportunities for radio through our technology advocacy program, FASTROAD. This program is playing a key role in exploring, developing and accelerating the adoption of new broadcast technologies and NAB is proud to be at the forefront of new radio technology innovations.

One-year anniversary

We're looking to the future of radio, which brings me to another reason to be excited — the Radio Heard Here campaign.

The entire industry has united behind an initiative we've put in motion to reignite the passion for radio. One year ago at this very show, we launched a major effort to reinvigorate radio.

The initiative — Radio 2020 — repre-

sents our clear vision as an industry for radio's future. In April, we launched the consumer phase of Radio 2020 — called Radio Heard Here. Think of this as radio's version of "Got Milk" or "Beef, it's what's for dinner."

Those iconic campaigns were put in motion because people needed to be reminded of the value of these important products that are too often taken for granted.

Through Radio Heard Here, we're going to change consumers' and advertisers' perception about radio's future.

The effort includes:

- Broad-based advertising, with radio, print and online ads, and branding available for stations across the country to use.
- Public relations efforts, targeting the industry, trade and mainstream media and other key influencers.
- Outreach to industry and trade partners, educating agencies and universities on how to write and place effective radio ads.
- And a communications component, involving videos produced for YouTube, MySpace and others — starring you, radio's biggest fans.

We've launched a great Web site for consumers at *RadioHeardHere.com*, where they can learn more about radio, find the most played songs, see new innovations and listen to great radio commercials.

Last month, each station received talking points and an insider's guide containing everything you need to share about radio's bright future.

You received a print advertising kit and most importantly, you will soon receive radio spots that remind listeners why they fell in love with this great medium.

Let's listen to one now [plays clip].

When we tested these spots, listeners loved them — especially younger listeners.

So far the response to this campaign has been extremely positive. We are arming you with the facts and good news about radio, and we need your help to spread the word about radio's bright future.

If you have to remember four things about radio, remember these:

- 1) Radio reaches everyone — 93 percent of Americans listen each week.
- 2) Radio is driving technology. With 1,700 HD stations on the air, more than 4,200 stations streaming online and 13 percent of cell phones now radio capable.
- 3) Radio offers more choices than ever before. In the last 10 years, format variety increased in the top 100 markets. And HD is offering immense opportunity for new and more innovative formats. And it's free.
- 4) Radio is resilient and growing. Radio's audience has grown 15 percent since 1994. In a time of more media choices in the history of the world, radio is retaining and adding listeners.

We want to repeat these great things about radio with everyone we know. Together, we are going to reinvigorate this great business and make radio new again.

On the Hill

We are also being aggressive on your behalf in Washington. Here are just a few highlights of where we stand.

First, let's talk about the performance tax. Early in the debate the record labels told Congress this was a performance "right" for artists.

But we have been successful in making policymakers understand what this is really about — a tax on local radio stations that would benefit foreign-owned record labels. The chorus of lawmakers recognizing the immense promotional

See REHR, page 46 ▶

◆ READER'S FORUM ◆

UREI Is No Match for Bill

What a find, to open RW and see Bill Sacks making the big time (June 4)!

About eight years ago, my good friend Randi Steele was moving from Flushing, Queens, to Woodstock, and was using the original UREI 1178 Compressor/Limiter from the notorious and legendary Radio New York International pirate ship the "Sarah," as naught but a doorstop, literally. So I inherited this little non-functional piece of history from Randi.

By sheer dumb luck, I found Bill Sacks through a friend, and discovered he could not only fix the UREI, but rebuild it better than the thing even was designed.

Now a sentimental favorite among processing gear-heads (you'd need an adjustable-rate mortgage to own an original, and its newer replica edition ain't cheap, either), UREIs were just unremarkable FET limiters, somewhat versatile but not especially known for their "warmth" and cleanliness; Randi was never too fond of this one.

I called up Bill cold, and he told me how he had devised a test switch, which "replaced" all the capacitors and what-not with different sets and configurations of his hand-picked components,

until he found the parts, not only for straight audio, but the power conditioning that would turn this beast into the world's smoothest hot buttered sound ... still with adjustable parameters, but now, a completely different (and worlds-better) unit.

Outfitting the box as a finishing touch with unbalanced RCA input and output jacks with for consumer use, he shipped the thing back to me and it blew me away totally. To this day, my original, modded 1178 sits in my home system as the Level Devil on my video. It may be the smoothest processing I've ever heard. It hasn't deteriorated any in eight years, either.

I keep Bill's masterpiece right here at home in an honored spot befitting a slice of Pirate Radio History ... about 4 feet from a dismembered chunk of the Armstrong Tower in Alpine, N.J. My late and wonderful friend Evan Dakes of WWOR(TV) used to tweak me with pointless arguments that it "wasn't really" from the tower!

I'm an admirer of anyone who is talented enough to do custom work (electronics, cars, etc.), and Bill did an incredible job, at a fabulous rate, with a rather over-hyped unit (and I can hardly wait to hear what he can do with the Orban XT). Hope your recent article turns out to be the first shot in more

widespread recognition of his creative and technical abilities.

*Russ DiBello
a.k.a. "Famous Amos"
Air Talent/Consultant
New York*

Hey, That's My Transmitter!

I thoroughly enjoyed Charles Fitch's article about the Collins 20V series transmitters in the May 21 issue, and particularly liked seeing the pictures of our old Collins transmitter from KSIX Radio.

I gave that rig to Fred Hoffman when we moved the KSIX transmitter site. Fred is an avid ham operator (and collector of all things RF), and I knew he would do the Collins proud when rebuilding it.

KSIX went on the air in 1947, and I believe the 20V3 was the second transmitter on the air, and was used until the late 1980s.

*Jim Withers, Owner
KSIX(AM)
Corpus Christi, Texas*

The author is a Radio World contributor. Opinions are his own.

Radio World

Vol. 32, No. 27 October 22, 2008

Telephone: (703) 852-4600

Business Fax: (703) 852-4582

Editorial Fax: (703) 852-4585

E-mail: radioworld@nbmedia.com

Web site: www.radioworld.com

Next Issue of Radio World November 5, 2008

Next Issue of Engineering Extra December 10, 2008

For address changes and subscription renewal, please visit radioworld.com and click on "Subscribe to RW." To submit letters or story proposals, to request writer's guidelines, or for other editorial matters, e-mail the editor at radioworld@nbmedia.com.

—EDITORIAL STAFF—

Paul J. McLane Editor in Chief, U.S.
 Leslie Stimson News Editor/Wash. Bureau Chief
 Brett Moss Gear & Technology Editor
 Thomas R. McGinley Technical Adviser
 Michael LeClair Technical Editor, RWEE
 John Bisset Contributing Editor
 Skip Pizzi Contributing Editor
 Alicia Zappier Contributing Editor (International)
 Rogelio Ocampo Latin America Editor in Chief
 Karina Gerardi Latin America Editor
 Brian Smith Managing Editor, Web
 Peter Finch Editorial Assistant, Milan

—EDITORIAL CONTRIBUTORS—

W.C. Alexander, Steve Callahan, James Careless, Harry Cole, Mark Durenberger, Charles Fitch, Ty Ford, Harold Hallikainen, Craig Johnston, Paul Kaminski, Peter King, Mark Lapidus, Daniel Mansergh, Sharon Rae Pettigrew, Carl Lindemann, Ted Nahil, Tom Osenkowsky, Ken Deutch, Rich Rarey, Tom Ray, Randy Stine, Richard Strickland, James G. Withers, Tom Vernon.

—ADMINISTRATION & PRODUCTION—

John Casey Publisher
 T. Carter Ross Editorial Director
 Davis White Production Director
 Karen Lee Production Publication Coordinator &
 Production Editor, RWEE
 Lori Richards Ad Traffic Manager
 Caroline Freeland Advertising Coordinator

—CIRCULATION—

Anne Drobish Associate Circulation Director, Audience Development
 Kwentin Keenan Circulation Manager
 Michele Fonville Circulation Coordinator

—SUBSCRIPTIONS—

Radio World, P.O. Box 282, Lowell, MA 01853
 Telephone: 888-266-5828 (USA only 8:30 a.m.–5 p.m. EST)
 978-667-0352 (Outside the US)
 Fax: 978-671-0460
 E-mail: newbay@computerfulfillment.com

—CORPORATE—

NewBay Media LLC

Steve Palm President and CEO
 Paul Mastrorandi Chief Financial Officer
 Jack Liedke Controller
 Denise Robbins Group Circulation Director
 Joe Ferrick Vice President of Web Development

Market Groups
 Carmel King Executive Vice President, Video/Broadcast Group
 Eric Trabb Vice President / Sales Director, Video/Broadcast Group
 Adam Goldstein Vice President, Group Publishing Director
 Systems Integration Group
 John Pledger Vice President, Group Publishing Director
 Music Player Network / Pro Audio Division

—ADVERTISING SALES REPRESENTATIVES—

US East & Latin America: John Casey 330-342-8361
 Fax: 330-342-8362 e-mail: jcasey@nbmedia.com
 US West & Canada: Carl F. Mayer III 716-524-4084
 Fax: 866-416-7543 e-mail: cmayer@nbmedia.com
 Classifieds & Product Showcase: David Carson 615-776-1359
 Fax: 866-572-6156 e-mail: dcarson@nbmedia.com
 Europe, Africa, Middle East: Raffaella Calabrese +39-02-7030-0310
 Fax: +39-02-7030-0211 e-mail: rcalabrese.imaspub@tin.it
 Japan: Eiji Yoshikawa +81-3-3327-5759
 Fax: +81-3-3322-7933 e-mail: callems@world.odn.ne.jp
 Asia-Pacific: Wengong Wang +86-755-5785161
 Fax: +86-755-5785160 e-mail: wwg@imaschina.com

Radio World Founded by Stevan B. Dana

Radio World (ISSN: 0274-8541) is published bi-weekly with additional issues in February, April, June, August, October and December by NewBay Media, LLC, 810 Seventh Avenue, 27th Floor, New York, NY 10019. Phone: (703) 852-4600, Fax: (703) 852-4582. Periodicals postage rates are paid at New York, NY 10079 and additional mailing offices. POSTMASTER: Send address changes to Radio World, P.O. Box 282, Lowell, MA 01853. REPRINTS: For reprints call or write Caroline Freeland, 5285 Shawnee Rd., Ste. 100, Alexandria, VA 22312-2334; (703) 852-4600; Fax: (703) 852-4583, Copyright 2008 by NewBay Media, LLC. All rights reserved.

—Printed in the USA—



The Wag in Radio's Long Tail

Overlook the Potential of Multicasting at Your Own Risk

Until HD Radio added high-quality supplemental program channels to a single FM frequency assignment, our new digital transmission platform didn't really have a killer app. We now have HD Radio stations in various sizes of markets deploying a variety of new HD2 and HD3 format offerings, though to our tastes, not nearly enough of them, and not nearly different enough from radio's traditional offerings.

IBiquity CEO Bob Struble recently mused about the burgeoning opportunity in his online commentary. Struble says multicasting allows radio to address the "Long Tail" effect in digital media, a phenomenon espoused by Wired magazine's Chris Anderson and explored previously in these pages by RW's Skip Pizzi.

For Struble, analog radio is challenged by the long tail because it cannot effectively serve the relatively few consumers who prefer reggae, death metal, comedy or mommy talk: "You simply cannot program niche formats on analog stations and make the numbers work — listenership and revenue potential are too low to cover capital and operating costs," he says. HD Radio multicasting, he feels, is the answer.

New niche formats appealing to smaller, targeted and loyal audiences can push radio's reach farther out from the main body of mass-appeal standard fare.

A lot of the new "secret stations between stations" are merely simple automated jukebox formats with short liners and IDs but there is a growing stable of exceptions that feature programmed unique content. RW was first to report on many of these, and one such station — WHUR-HD2 in Washington — earned the second annual NAB HD Radio Multicast Award this fall.

Radio station employees who are creating and maintaining these formats have been enjoying the fruits of their labor on both HD Radios and their Internet streaming versions. Most large markets now have a decent selection of HD2 and a few HD3 stations; and the public is going to start taking notice.

The HD Digital Radio Alliance recently told its members they could start airing commercials on supplemental channels, ending a voluntary self-imposed ban. This has encour-

aged another trend of note: simulcasts of news-talk AM content on FM HD3 channels in New York and other cities. Expect that lead to be followed. HD Radio service in many locales can offer a useful and noticeable improvement over noisy, low-fi AM reception. This can also augment and extend coverage, especially at night.

In areas where decent HD penetration and lack of obstructions allow relatively consistent performance, the new supplemental stations are becoming a primary driver for consumer interest in HD Radio. Most folks attracted to the new offerings find them first on Web site links and then realize that buying an HD Radio will extend coverage to the car.

Smart stations picking up on this are cross-promoting the newfound HD Radio advantages on their sites and main on-air programming.

HD Radio is off to a slow but steady start and we think it is about to pick up momentum. The anticipated digital power boost will allow HD to gain traction more rapidly. This will achieve more consistent performance, critical to HD2 and HD3 success, and in turn drive higher rates of adoption and market penetration.

As more clusters light up supplemental FM-HD channels, more of them likely will become home to a sister AM station's programming. This might be seen as an easier and cheaper path to upgrading AM to an alternate form of digital than adding AM-HD. It is not inconceivable that a big chunk of AM offerings will be found on HD2 and HD3 channels, eventually rendering moot the need to maintain some marginal and aging AM facilities.

Even with the recession and staff cutbacks, savvy station programmers and managers should seize the early opportunity to develop compelling HD2 and HD3 format choices beyond just AM simulcasts. Those who do this reasonably well will have a big leg up when the economy returns to something like normal.

— Radio World

Rehr

► Continued from page 45
 value provided by local radio airplay grows louder with each passing day.

We now have the support of 226 members of the House of Representatives — the majority — on the Local Radio Freedom Act — the anti-performance tax resolution.

Compare that to the number of cosponsors on the other side — 19. And we have provided members of Congress and their staff data demonstrating how local radio airplay generates sales for artists and labels.

We have released a study that suggests the radio industry provides anywhere from \$1.5 to \$2.4 billion in free promotional value to the artists and their labels each year. And it doesn't even include the billions generated in our promotion of concerts, live events and other venues.

Momentum is on our side.

But we must keep the pressure on and continue to mobilize around this issue. This will be a multi-year effort by the record labels. And it will be hard fought.

Second, let's talk about the FCC's misguided attempt at imposing so-called localism regulations on us. Despite having jettisoned these old localism rules in the '80s, the FCC is now proposing to bring them back.

Just recently, we've seen how broadcasters have prepared for and covered the recent tropical storms and hurricanes that have hit the gulf and east coasts.

We applaud the Texas broadcasters for their commitment to covering Hurricane Ike. You are a lifeline to your communi-

ties, providing them with lifesaving emergency and relief information. We thank you for what you do every day to serve your listeners and viewers and for the lives you save.

Witnessing all that broadcasters do shows how localism requirements are unnecessary, oppressive and built on an outdated regulatory mindset.

Requirements, like the 24/7 manning of broadcast facilities and mandating a main studio in the city of license, ignore the realities of the broadcasting business and technology. In fact, these requirements would have the opposite effect on broadcasters' efforts to serve their local communities, especially small-market radio.

Collectively, broadcasters are the number one provider of public service. And we don't need the government to step in to tell us how. NAB is driving that message home in Washington each and every day.

Let me give a few examples.

- We filed extensive comments with the FCC.
- Broadcasters and their public service partners are telling the FCC the many ways they're serving their communities.
- To date, 161 members of Congress have written to FCC Chairman Kevin Martin, ranging from expressing significant concern to outright opposition.
- We even got the U.S. Chamber of Commerce involved on our side.

And there will be more to come.

At an event on Capitol Hill in July, we unveiled the "2008 National Report on Broadcasters' Community Service," featuring a new Web site — BroadcastPublicService.org.

The site highlights state and national statistics and stories recounting broadcasters' unrivalled public service. We won't let down our guard in this fight. And with your help, we will be successful.

We're engaged in more issues than ever before, and we're on the offensive.

Persistence

Ladies and gentlemen, now is the time for us to embrace technology and seize all the amazing opportunities it presents. And we can't let this moment pass.

If we join together as leaders and put aside our personal agendas, we will build a successful and vibrant future for radio.

Teddy Roosevelt once said, "It is not the critic who counts, not the man who points out how the strong man stumbled, or where the doer of deeds could have done better. The credit belongs to the man who is actually in the arena; whose face is marred by the dust and sweat and blood; who strives valiantly ..."

Each of us must be that man or woman in the arena. We must ignore our detractors and we must be persistent in our cause. We must unite behind consistent messages and relentlessly work to spread the positive news about radio. And though we will occasionally face setbacks, we must keep our eye on tomorrow.

Let us fight back the temptation to look to the past and doubt what's new. Let us instead look forward with optimism. Let us stand together in the arena. With courage, conviction and belief we will create an unstoppable tomorrow.

Thank you. God bless you, our great business, and this great nation.

Comment on this or any article. Write to radioworld@nbmedia.com.



Ethernet Audio Done Right



MEET THE SQUARE

The Wheatstone E² (E SQUARE) gives you the convenience of Ethernet audio without all the IP hassle. It just *knows*. The built-in Setup Wizard lets you configure an entire system with just your browser and a laptop. Unplug it when you're done and there's no PC between you and system reliability.

SQUAREs are totally scalable: use one as a standalone 8x8 studio or transmitter site router, with browser access from anywhere. Plug two together and have a standalone digital snake. Add a fanfree mix engine and build yourself a studio using analog and digital I/O SQUAREs.

All the power is *in* the SQUARE. Distributed intelligence replicates all configuration data to every unit. Profanity delay and silence detection are done *in* the SQUARE. Even virtual mixing (w/automation protocol) —it's *in* there; all with real front panel meters, 32 character status indicators and SNMP capability.



88D I/O: 8 digital inputs and outputs. You can headphone monitor and meter any of the SQUARE's inputs or outputs in real time. The 32 character display gives you all the information you need about your audio and system configuration. And because you can operate in either 8-channel stereo or 16-channel mono mode, 16 channels of metering are provided.



88A I/O: 8 analog inputs and outputs. You can bring a new SQUARE up in seconds and of course use the front panel encoder for your X-Y control. Front panel status LEDs give you continuous link, status, and bit rate information as well as confirmation of any GPIO activation.



88AD I/O: 4 analog plus 4 digital inputs and outputs—perfect for small studios or standalone routing.



88 I/O CONNECTIONS: E² has both DB-25s for punchblock interface and RJ-45s for point-to-point interface. All SQUAREs have 12 individually configurable opto-isolated logic ports that can be either inputs or outputs.




88E DIGITAL ENGINE: Just plug an E-SERIES control surface or GLASS E computer interface into this engine and get all the mixes, mic and signal processing you need. Fanfree, so it can stay in the studio where it belongs.

Because the E² system doesn't rely on a third party GUI, tech support is straightforward (and 24/7). Likewise, system operation doesn't require external PCs for continued full functionality. Best of all, 1 Gigabit protocol eliminates the latency and channel capacity restrictions associated with older technology.


E-SQUARE is Ethernet audio done RIGHT!

Studio 1



E-SERIES control surface

STUDIOS DONE EASY!



AIR WARRIOR



A modern air warrior needs all of the power and control he can muster to bring to the battle. **When it's you against the other guy, the VORSIS AP-2000 has it ALL.**

NOT AN ACE YET? The AP-2000 comes preloaded with over 70 presets tuned to do battle. Try a test flight with the latest VORSIS 31-band digital processor — and join the broadcast elite!

Wes Davis

Jim Hibbard

Owen Martin

Chip Morgan

Matt Lightner

Jim Loupas

Bruce Roberts

Floyd Turner



VORSIS®

AP-2000

DIGITAL SPECTRAL PROCESSOR

www.vorsis.com

copyright © 2008 by Wheatstone Corporation

World Radio History